

LED FLEX RIBBON

ZFS-SERIES



ZFS-Series:

ZFS-8500	12V LED
ZFS-85000HD	12V High Density LED
ZFS-85020WR	12V Water-Resistant LED
ZFS-85000SV	12V Side-View LED
ZFS-105000-DBW	12V White-Adjustable LED
ZFS-10504-RGB	12V RGB LED
ZFS-84000	24V High Density LED
ZFS-125000HD	24V High Density LED
ZFS-124000	24V High Lumen LED
ZFS-245000	24V High Lumen LED

Input Connectors:

ZFS-CH140-I
ZCH-145-RGB-I
ZFS-CH144-12I

Joiner Connectors:

ZFS-CH0-8J
ZFS-CH138-8J
ZFS-CH0-12J
ZFS-CNL-8J
ZFS-CNT-8J
ZFS-CNX-8J

Dimmers & Controllers:


ZDM-01	LED Manual Dimmer
ZDM-02	LED Remote Control Dimmer
ZCTR-04	LED Photo Sensor Switch
ZCTR-03-RGB	LED RGB Controller
ZCTR-05	LED Double-White Controller



ZFS-125000HD



ZFS-84000



ZFS-8500 & ZFS-CH140-I connector




ZFS-85000HD




ZFS-85020WR



ZFS-124000



ZFS-245000



ZFS-85000SV

APPLICATIONS

- CABINET LIGHTING
- COVE LIGHTING
- DISPLAY CASES
- MENU BOARDS
- LANDSCAPE
- ARCHITECTURAL
- SIGN BACKLIGHTS
- SPECIAL EFFECTS



WWW.JKLLAMPS.COM
SALES@JKLLAMPS.COM

800-421-7244

JKL[®]
COMPONENTS
CORPORATION

Since 1972

LED FLEX RIBBON

ZFS-SERIES

Part Series	DC Voltage	Wattage Per Reel	Feature	Reel Length	Max Length in Series	Color Options	Connector Options
ZFS-8500	12VDC	21.6 Watts	Standard Intensity Economy Flex	5 Meter	10 Meters	CW, NW, WW Yellow	ZFS-CH140-8I ZFS-CH0-8J ZFS-CH138-8J ZFS-CNL-8J ZFS-CNT-8J ZFS-CNX-8J
ZFS-85000HD	12VDC	52.8 Watts	Max Intensity High Density	5 Meter	5 Meter	CW, NW, WW Red Blue	
ZFS-85020WR	12VDC	48 Watts	Waterproof	5 Meter	5 Meter	CW, WW	
ZFS-85000SV	12VDC	24 Watts	Sideview	5 Meter	5 Meter	CW, WW	
ZFS-105000-DBW	12VDC	25 Watts	Adjustable White Output	5 Meter	20 Meter		
<i>SEE JKL'S APPLICATION SHEET ZFS-DBW ON THIS ITEM FOR ADDITIONAL DETAIL</i>							
ZFS-10504-RGB	12VDC	36 Watts	Adjustable Color R.G.B	5 Meter	5 Meter	RGB Combinations	ZCH-145-RGB-I
<i>SEE JKL'S APPLICATION SHEET ZFS-RGB ON THIS ITEM FOR ADDITIONAL DETAIL</i>							

Part Series	DC Voltage	Wattage Per Reel	Feature	Reel Length	Max Length in Series	Color Options	Connector Options
ZFS-84000	24VDC	34.6 Watts	High Density 8mm width	4 Meter	8 Meter	CW, NW, WW	
ZFS-124000	24VDC	46 Watts	High Density 12mm width	4 Meter	8 Meter	CW, NW, WW	ZFS-CH144-12I ZFS-CH0-12J
ZFS-125000HD	24VDC	48 Watts	High Lumen 12mm width	5 Meter	8 Meter	Blue Green	
ZFS-245000	24VDC	67 Watts	High Lumen 10mm width	5 Meter	8 Meter	CW, NW, WW	

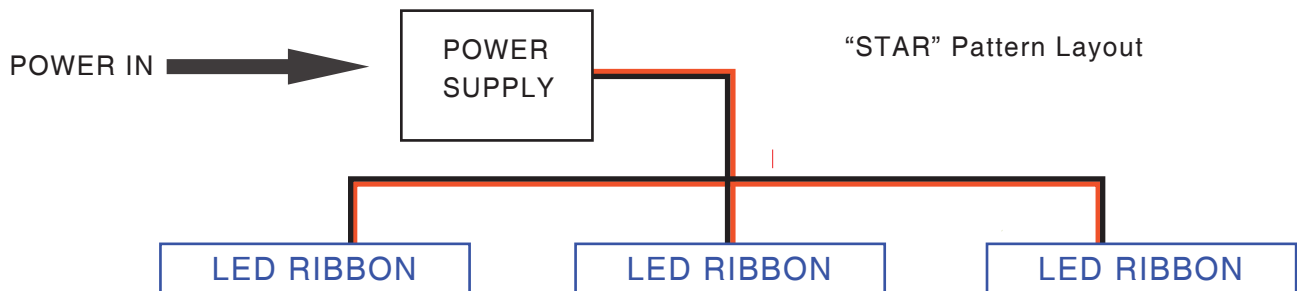
1 METER = 3.25 FEET CW = Cool White, NW = Warm White, WW = Warm White

INSTALLATION

The ZFS LED flex ribbon has adhesive backing and a paper cover strip that can be peeled away for mounting to hard surfaces. Insulated staples can also be used to mount the LED flex ribbon with care. If one LED is damaged, the segment may not light but the rest of the ribbon will light, unless the main trace is damaged. If this is the case, the damaged section can be cut out and the two pieces joined together using one of the joiner connectors.

All of the flex ribbons are made up of segments containing LEDs and a current controlling element. Marks at the beginning and end of each segment indicate where the ribbon can be cut. The flex ribbon can be cut with a pair of scissors or wire cutters at the marks. Input cables and joiner cables can then be used to apply power, turn corners, change directions or create gaps with a jumper where no light is desired. See chart for the appropriate segment lengths, cables and connectors.

The maximum recommended continuous length of flex ribbon is listed by part number and considers the current carrying capacity of the specific LED flex. In addition to the heat generated by the LEDs (which must be dissipated via conduction through the flex ribbon), the flex ribbons with higher current levels will generate added heat, which can affect the lumen output. If one extends beyond the recommended length limit the voltage will be reduced, causing reduced brightness.



If a high wattage power supply is used, you can parallel connect LED lines, taking care not to exceed the maximum series length indicated in the flex ribbon chart on page 2.

POWER INPUT

Once the type of flex ribbon has been selected and the total amount determined then the power supply size can be established. This is determined by adding up all the number of reels of the flex ribbon and any partial reels used. The chart on page 2 gives information on the amount of power consumed by one reel of each style of LED Flex Ribbon. Multiply the number of reels & partial reels by the power for one reel together to establish the power required. Power supplies should have a rating of 15-20% more than the specified wattage for safe, cool operation.

OUTPUT DIMMING

Optimum dimming is accomplished with a Pulse Width Modulating (PWM) dimmer, such as the ZDM-01, which will maintain operating voltage to the ZRS ribbon. The dimmer varies the duty-cycle to the LED which permits easy changes to the light output. The LED Ribbons can also be set to turn on and off using other compatible devices such as JKL's ZCTR-04 Photo Sensor Switch which responds to ambient light.

Данный компонент на территории Российской Федерации

Вы можете приобрести в компании MosChip.

Для оперативного оформления запроса Вам необходимо перейти по данной ссылке:

<http://moschip.ru/get-element>

Вы можете разместить у нас заказ для любого Вашего проекта, будь то серийное производство или разработка единичного прибора.

В нашем ассортименте представлены ведущие мировые производители активных и пассивных электронных компонентов.

Нашей специализацией является поставка электронной компонентной базы двойного назначения, продукции таких производителей как XILINX, Intel (ex.ALTERA), Vicor, Microchip, Texas Instruments, Analog Devices, Mini-Circuits, Amphenol, Glenair.

Сотрудничество с глобальными дистрибьюторами электронных компонентов, предоставляет возможность заказывать и получать с международных складов практически любой перечень компонентов в оптимальные для Вас сроки.

На всех этапах разработки и производства наши партнеры могут получить квалифицированную поддержку опытных инженеров.

Система менеджмента качества компании отвечает требованиям в соответствии с ГОСТ Р ИСО 9001, ГОСТ РВ 0015-002 и ЭС РД 009

Офис по работе с юридическими лицами:

105318, г.Москва, ул.Щербаковская д.3, офис 1107, 1118, ДЦ «Щербаковский»

Телефон: +7 495 668-12-70 (многоканальный)

Факс: +7 495 668-12-70 (доб.304)

E-mail: info@moschip.ru

Skype отдела продаж:

moschip.ru

moschip.ru_4

moschip.ru_6

moschip.ru_9