



IB IL RS 485/422-PAC

Order No.: 2861933

<http://eshop.phoenixcontact.de/phoenix/treeViewClick.do?UID=2861933>

Inline RS-485/422 function terminal block, complete with accessories
(connector and labeling field), 1 serial input and output channel

Commercial data

GTIN (EAN)	 4 017918 894627
sales group	K413
Pack	1 pcs.
Customs tariff	85389091
Catalog page information	Page 297 (AX-2009)

Product notes

WEEE/RoHS-compliant since:
07/21/2008



<http://www.download.phoenixcontact.com>
Please note that the data given here has been taken from the online catalog. For comprehensive information and data, please refer to the user documentation. The General Terms and Conditions of Use apply to Internet downloads.

Product description

The IB IL RS 485/422 INTERBUS Inline function terminal with standard interface RS-485/ 422 is a communications terminal which allows intelligent I/O devices with a corresponding serial interface to operate on the INTERBUS system.

During data transmission, you can choose between two different protocols and two different operating modes. If only one I/O device is connected, the full duplex mode (RS-422) must be set. In the half duplex mode an RS-485 network can be established.

The terminal block is configured through INTERBUS. Two words are available for each input parameter and output parameter data in the PCP channel. Parity, data bits and stop bits and a transmission speed up to 19200 baud can be configured.

The terminal block also has a process data input word (status word) and output word (control word). The transmitted data is temporarily stored in a 1 Kbyte buffer and the received data in a 4 kbyte buffer.

To guarantee data exchange, a software handshake can be programmed for the mutual signaling of "clear to send" and "clear to receive".

The INTERBUS Inline function terminals can be labeled using hinged labeling fields. The fields have insert cards that can be labeled individually to suit the application. Additionally, there is the ZBFM-6... Zack strip for labeling the terminal points.

Technical data

Interfaces

Interface	Inline local bus
Type of connection	Inline data jumper
Transmission speed	500 kBit/s
Interface	Either RS-485 half duplex or RS-422 full duplex (as alternative only)
Type of connection	Spring-cage connection
Transmission speed	110 Bit/s ... 38400 Bit/s (configurable)

Power supply

Typical current consumption	170 mA
I/O voltage	24 V DC (via voltage jumper)
Peripherals voltage range	19.2 V DC ... 30 V DC (including all tolerances, including ripple)

Electrical isolation

Test section	5 V supply, incoming remote bus/7.5 V supply (bus logics) 500 V AC 50 Hz 1 min
	5 V supply, outgoing remote bus/7.5 V supply (bus logics) 500 V AC 50 Hz 1 min
	RS-485/422 interface / 7.5 V supply (bus logics) 500 V AC 50 Hz 1 min
	RS-485/422 interface / 24 V supply (I/O) 500 V AC 50 Hz 1 min
	RS-485/422 interface / functional earth ground 500 V AC 50 Hz 1 min
	7.5 V supply (bus logics)/24 V supply (I/O) 500 V AC 50 Hz 1 min
	7.5 V supply (bus logics) / functional earth ground 500 V AC 50 Hz 1 min
	24 V supply (I/O) / functional earth ground 500 V AC 50 Hz 1 min

Serial input/output channel

Input buffer	4 kByte
Output buffer	1 kByte
Transmission speed	500 kBit/s
Parity	Even, odd or no parity
Data bits	7 or 8
Stop bits	1 or 2
Transmission type	Transparent mode, end-end mode, dual buffer mode, 3964R, XON/XOFF, Modbus RTU / ASCII

General data

Weight	135 g
Number of connectors	2
Width	24.4 mm
Height	136.8 mm
Depth	71.5 mm

Inline potential routing

Communications power U_L	7.5 V (via voltage jumper)
Current consumption from U_L	Typ. 170 mA
	max. 260 mA (all connections of the serial interface are short-circuited)

Certificates / Approvals



Certification

ABS, BV, CUL, DNV, GL, GOST, LR, UL

Accessories

Item	Designation	Description
0809492	ESL 62X10	Insert strip for laser printer, lettering field: 62 x 10 mm
2727501	IB IL FIELD 2	Labeling field, width: 12.2 mm

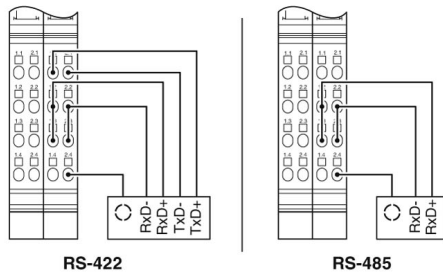
Marking

Plug/Adapter

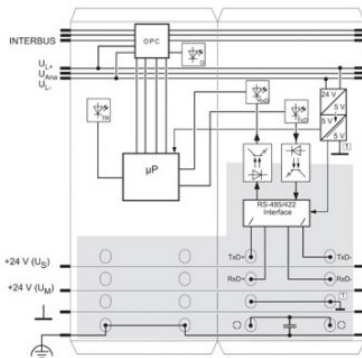
2732664	IB IL AO/CNT-PLSET	Connector set
---------	--------------------	---------------

Diagrams/Drawings

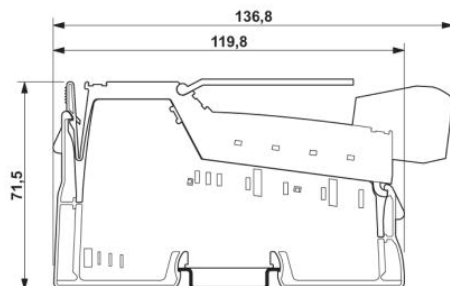
Connection diagram



Block diagram



Dimensioned drawing



Address

PHOENIX CONTACT Deutschland GmbH
Flachmarktstr. 8
32825 Blomberg, Germany
Phone +49 5235 3 12000
Fax +49 5235 3 41200
<http://www.phoenixcontact.de>



© 2011 Phoenix Contact
Technical modifications reserved;

Данный компонент на территории Российской Федерации

Вы можете приобрести в компании MosChip.

Для оперативного оформления запроса Вам необходимо перейти по данной ссылке:

<http://moschip.ru/get-element>

Вы можете разместить у нас заказ для любого Вашего проекта, будь то серийное производство или разработка единичного прибора.

В нашем ассортименте представлены ведущие мировые производители активных и пассивных электронных компонентов.

Нашей специализацией является поставка электронной компонентной базы двойного назначения, продукции таких производителей как XILINX, Intel (ex.ALTERA), Vicor, Microchip, Texas Instruments, Analog Devices, Mini-Circuits, Amphenol, Glenair.

Сотрудничество с глобальными дистрибьюторами электронных компонентов, предоставляет возможность заказывать и получать с международных складов практически любой перечень компонентов в оптимальные для Вас сроки.

На всех этапах разработки и производства наши партнеры могут получить квалифицированную поддержку опытных инженеров.

Система менеджмента качества компании отвечает требованиям в соответствии с ГОСТ Р ИСО 9001, ГОСТ РВ 0015-002 и ЭС РД 009

Офис по работе с юридическими лицами:

105318, г.Москва, ул.Щербаковская д.3, офис 1107, 1118, ДЦ «Щербаковский»

Телефон: +7 495 668-12-70 (многоканальный)

Факс: +7 495 668-12-70 (доб.304)

E-mail: info@moschip.ru

Skype отдела продаж:

moschip.ru

moschip.ru_4

moschip.ru_6

moschip.ru_9