



- UL Listed
- 120 VAC operation
- Outdoor and indoor
- 6 sound output settings
- Pre-wire back plate
- Universal back plate mounting (single gang, double gang, octagon, or 4" square)
- Single screw mounting
- Low current draw
- BBX-5 weather proof backbox included

The SH-120 Series Select-A-Strobe/Horn™ is designed to provide audible and/or visual signals for fire and burglar alarm protection systems and notification signals for the purpose of life safety and protection.

The SH-120 are operable with a 120 VAC system between 96 VAC and 132 VAC. They can be interfaced with pull stations,

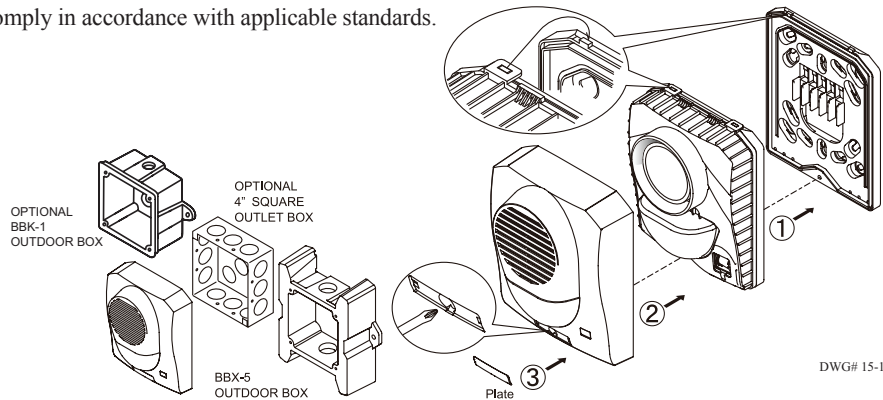
flow switches, and sprinkler systems for residential, commercial and industrial applications.

The SH Series combines a selective three horn tone and provides a continuous tone or temporal pattern (code 3) when constant voltage is applied.

This series is available with a red or white housing and a clear lens.

Installation

Note: Installation must comply in accordance with applicable standards.



Ordering Information

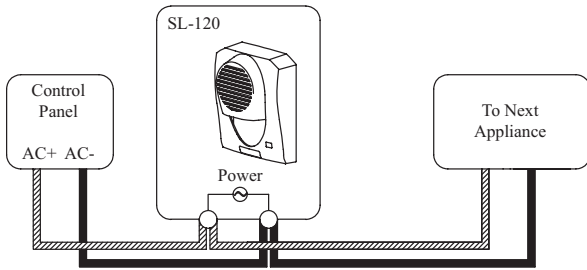
Stock Number	Model Number	Description	Color
4710030	SH-120R	Selectable strobe/horn/chime	Red
4710031	SH-120W	Selectable strobe/horn/chime	White
4270048	BBX-5	Back box (included)	Red
4270049			White
1500001	BBK-1	Bell back box	Red

Engineering Specifications

The contractor shall provide and install a Potter SH-120 strobe/horn. The unit shall operate on a nominal 120 VAC input and have a selectable horn setting. The unit shall be listed to UL standard 1638, General Signaling for indoor and outdoor applications. The strobe shall have a 110 candela rating. The unit shall include a weather proof back box as part of the standard package. The device shall

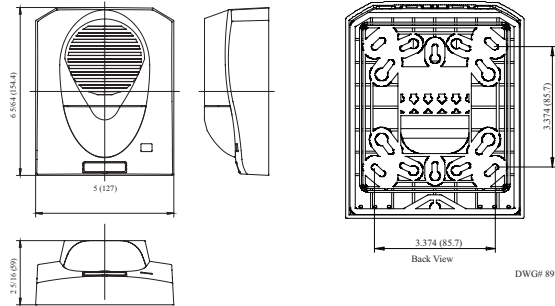
have a universal pre-wire mounting plate for the ease of connection. The universal back plate shall allow for connection to a single gang, double gang, 4" square standard or deep box, BBK-1 weather proof bell back box or the BBX-5 custom weather proof back box. The horn shall be listed to UL standard 464, Audible Signaling devices.

Wiring Diagram

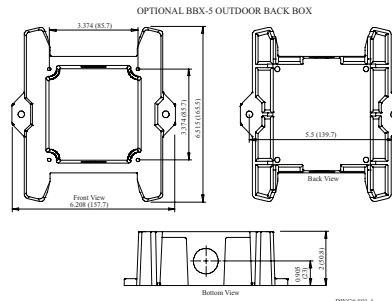


DWG# 16-2

Dimensions: inches (mm)



DWG# 891-2



DWG# 891-1

Includes 4 ea. #8-32 x 3/4 screws

WARNING

High voltage may be present inside the light assembly even though power is not connected. If access to the component board is required (removal or replacement), the capacitor must be discharged by touching a wire to both ends of the flashtube.

DO NOT attempt to touch or move the assembly until the capacitor has been discharged.

Specifications

Series	Rated Voltage	Max RMS Operating Current (mAmps)	Light Output	Flash Rate	Operating Voltage Range	Operating Temperature Range	Construction Type	Materials
SH-120	120 VAC 60Hz	N/A (current varies with horn setting)	110 cd on axis	72 per min.	96-132 VAC	-40°F to 151°F (-40°C to 66°C)	indoor/ outdoor	ABS housing, polycarbonate lens

Series	Pattern	Tone	Switch Setting ON: 1 OFF: 0			Max. RMS Operating Current (mAmps)	dBA Reverberant Ratings per UL 464 (dBA @ 10Ft)
			SW1	SW2	SW3		
SH-120	Steady	2400Hz	1	1	1	115	87.7
		Electro Mechanical	1	0	1	119	87.8
		Broadband	0	1	1	115	88.2
	Temporal	2400Hz	1	1	0	111	81.1
		Electro Mechanical	1	0	0	112	83.4
		Broadband	0	1	0	110	83.4

Данный компонент на территории Российской Федерации

Вы можете приобрести в компании MosChip.

Для оперативного оформления запроса Вам необходимо перейти по данной ссылке:

<http://moschip.ru/get-element>

Вы можете разместить у нас заказ для любого Вашего проекта, будь то серийное производство или разработка единичного прибора.

В нашем ассортименте представлены ведущие мировые производители активных и пассивных электронных компонентов.

Нашей специализацией является поставка электронной компонентной базы двойного назначения, продукции таких производителей как XILINX, Intel (ex.ALTERA), Vicor, Microchip, Texas Instruments, Analog Devices, Mini-Circuits, Amphenol, Glenair.

Сотрудничество с глобальными дистрибьюторами электронных компонентов, предоставляет возможность заказывать и получать с международных складов практически любой перечень компонентов в оптимальные для Вас сроки.

На всех этапах разработки и производства наши партнеры могут получить квалифицированную поддержку опытных инженеров.

Система менеджмента качества компании отвечает требованиям в соответствии с ГОСТ Р ИСО 9001, ГОСТ РВ 0015-002 и ЭС РД 009

Офис по работе с юридическими лицами:

105318, г.Москва, ул.Щербаковская д.3, офис 1107, 1118, ДЦ «Щербаковский»

Телефон: +7 495 668-12-70 (многоканальный)

Факс: +7 495 668-12-70 (доб.304)

E-mail: info@moschip.ru

Skype отдела продаж:

moschip.ru

moschip.ru_4

moschip.ru_6

moschip.ru_9