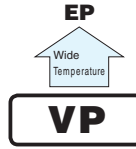




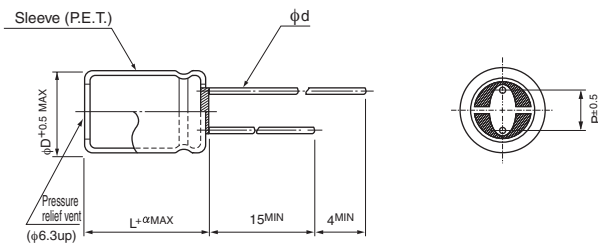
- Standard bi-polarized series for entertainment electronics.
- Compliant to the RoHS directive (2011/65/EU).



Specifications

| Item | Performance Characteristics | | | | | | | |
|-------------------------------|--|--|--------------------|--|-------|---|-----------------|---|
| Category Temperature Range | -40 to +85°C | | | | | | | |
| Rated Voltage Range | 6.3 to 100V | | | | | | | |
| Rated Capacitance Range | 0.47 to 6800µF | | | | | | | |
| Capacitance Tolerance | ±20% at 120Hz, 20°C | | | | | | | |
| Leakage Current | After 5 minutes' application of rated voltage at 20°C, leakage current is not more than 0.03CV or 3 (µA), whichever is greater. | | | | | | | |
| Tangent of loss angle (tan δ) | For capacitance of more than 1000µF, add 0.02 for every increase of 1000µF. Measurement frequency : 120Hz at 20°C | | | | | | | |
| | Rated voltage (V) | 6.3 10 16 25 35 50 63 100 | | | | | | |
| | tan δ (MAX.) | 0.26 0.24 0.22 0.20 0.16 0.14 0.12 0.10 | | | | | | |
| Stability at Low Temperature | Measurement frequency : 120Hz | | | | | | | |
| | Rated voltage (V) | 6.3 10 16 25 35 50 63 100 | | | | | | |
| | Impedance ratio ZT / Z20 (MAX.) | Z-25°C / Z+20°C 4 3 2 2 2 2 2 2 Z-40°C / Z+20°C 10 8 6 5 4 4 3 3 | | | | | | |
| Endurance | The specifications listed at right shall be met when the capacitors are restored to 20°C after the rated voltage is applied for 2000 hours at 85°C with the polarity inverted every 250 hours. | <table border="1"> <tr> <td>Capacitance change</td> <td>Within ±20% of the initial capacitance value</td> </tr> <tr> <td>tan δ</td> <td>200% or less than the initial specified value</td> </tr> <tr> <td>Leakage current</td> <td>Less than or equal to the initial specified value</td> </tr> </table> | Capacitance change | Within ±20% of the initial capacitance value | tan δ | 200% or less than the initial specified value | Leakage current | Less than or equal to the initial specified value |
| | Capacitance change | Within ±20% of the initial capacitance value | | | | | | |
| tan δ | 200% or less than the initial specified value | | | | | | | |
| Leakage current | Less than or equal to the initial specified value | | | | | | | |
| Shelf Life | After storing the capacitors under no load at 85°C for 1000 hours and then performing voltage treatment based on JIS C 5101-4 clause 4.1 at 20°C, they shall meet the specified values for the endurance characteristics listed above. | | | | | | | |
| Marking | Printed with white color letter on black sleeve. | | | | | | | |

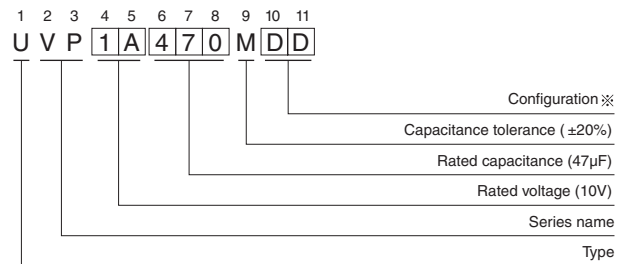
Radial Lead Type



| α | (mm) | |
|----|---|----------|
| | (L < 20) | (L ≥ 20) |
| φD | 5 6.3 8 10 12.5 16 18 | |
| P | 2.0 2.5 3.5 5.0 5.0 7.5 7.5 | |
| φd | 0.5 0.5 0.6 0.6 0.6 0.8 0.8 | |

• Please refer to page 20 about the end seal configuration.

Type numbering system (Example : 10V 47µF)



※ Configuration

| φ D | Pb-free leadwire Pb-free PET sleeve |
|------------|--|
| 5 | DD |
| 6.3 | ED |
| 8 · 10 | PD |
| 12.5 to 18 | HD |

Please refer to page 20, 21, 22 about the formed or taped product spec.
Please refer to page 4 for the minimum order quantity.

● Dimension table in next page.



■ Dimensions

| Cap. (μF) | V Code | 6.3 | | 10 | | 16 | | 25 | | 35 | | 50 | | 63 | | 100 | | |
|-----------|-----------|-----------|------|-----------|------|-----------|------|-----------|------|-----------|--------|-----------|--------|-----------|----------|-----------|--------------------------|-----------------|
| | | 0J | | 1A | | 1C | | 1E | | 1V | | 1H | | 1J | | 2A | | |
| 0.47 | R47 | | | | | | | | | | | 5 × 11 | 11 | | | 5 × 11 | 14 | |
| 1 | 010 | | | | | | | | | | | 5 × 11 | 17 | | | 5 × 11 | 21 | |
| 2.2 | 2R2 | | | | | | | | | | | 5 × 11 | 25 | | | 6.3 × 11 | 34 | |
| 3.3 | 3R3 | | | | | | | | | | | 5 × 11 | 27 | 5 × 11 | 28 | 6.3 × 11 | 39 | |
| 4.7 | 4R7 | | | | | | | | | | 5 × 11 | 34 | 5 × 11 | 34 | 6.3 × 11 | 34 | 6.3 × 11 | 47 |
| 10 | 100 | | | | | 5 × 11 | 42 | 5 × 11 | 42 | 5 × 11 | 43 | 6.3 × 11 | 52 | 6.3 × 11 | 57 | 8 × 11.5 | 71 | |
| 22 | 220 | | | 5 × 11 | 57 | 5 × 11 | 57 | 6.3 × 11 | 65 | 6.3 × 11 | 73 | 8 × 11.5 | 89 | 8 × 11.5 | 95 | 10 × 16 | 135 | |
| 33 | 330 | 5 × 11 | 64 | 5 × 11 | 64 | 5 × 11 | 70 | 6.3 × 11 | 80 | 8 × 11.5 | 100 | 8 × 11.5 | 105 | 10 × 12.5 | 135 | 12.5 × 20 | 220 | |
| 47 | 470 | 5 × 11 | 76 | 5 × 11 | 76 | 6.3 × 11 | 95 | 6.3 × 11 | 95 | 8 × 11.5 | 120 | 10 × 12.5 | 150 | 10 × 16 | 180 | 12.5 × 20 | 240 | |
| 100 | 101 | 6.3 × 11 | 125 | 6.3 × 11 | 125 | 8 × 11.5 | 160 | 8 × 11.5 | 160 | 10 × 16 | 230 | 10 × 20 | 265 | 12.5 × 20 | 320 | 16 × 25 | 425 | |
| 220 | 221 | 8 × 11.5 | 215 | 8 × 11.5 | 215 | 10 × 12.5 | 275 | 10 × 16 | 305 | 12.5 × 20 | 410 | 12.5 × 25 | 480 | 16 × 25 | 575 | 18 × 35.5 | 720 | |
| 330 | 331 | 8 × 11.5 | 265 | 10 × 16 | 345 | 10 × 16 | 375 | 12.5 × 20 | 450 | 12.5 × 20 | 505 | 16 × 25 | 650 | 16 × 31.5 | 655 | | | |
| 470 | 471 | 10 × 12.5 | 370 | 10 × 16 | 410 | 10 × 20 | 485 | 12.5 × 20 | 540 | 12.5 × 25 | 655 | 16 × 31.5 | 835 | 18 × 35.5 | 965 | | | |
| 1000 | 102 | 10 × 20 | 650 | 12.5 × 20 | 720 | 12.5 × 25 | 855 | 16 × 25 | 950 | 16 × 31.5 | 1140 | | | | | | | |
| 2200 | 222 | 12.5 × 25 | 1160 | 16 × 25 | 1280 | 16 × 31.5 | 1510 | 18 × 35.5 | 1620 | | | | | | | | | |
| 3300 | 332 | 16 × 25 | 1570 | 16 × 31.5 | 1690 | 18 × 35.5 | 1980 | | | | | | | | | | | |
| 4700 | 472 | 16 × 31.5 | 2020 | 18 × 35.5 | 2160 | | | | | | | | | | | | | |
| 6800 | 682 | 18 × 35.5 | 2600 | | | | | | | | | | | | | | Case size φD × L (mm) | Rated ripple |

Rated ripple current (mA_{rms}) at 85°C 120Hz

● Frequency coefficient of rated ripple current

| Cap. (μF) | Frequency | 50 Hz | 120 Hz | 300 Hz | 1 kHz | 10 kHz or more |
|--------------|-----------|-------|--------|--------|-------|----------------|
| 0.47 to 47 | | 0.75 | 1.00 | 1.35 | 1.57 | 2.00 |
| 100 to 470 | | 0.80 | 1.00 | 1.23 | 1.34 | 1.50 |
| 1000 to 6800 | | 0.85 | 1.00 | 1.10 | 1.13 | 1.15 |

Данный компонент на территории Российской Федерации

Вы можете приобрести в компании MosChip.

Для оперативного оформления запроса Вам необходимо перейти по данной ссылке:

<http://moschip.ru/get-element>

Вы можете разместить у нас заказ для любого Вашего проекта, будь то серийное производство или разработка единичного прибора.

В нашем ассортименте представлены ведущие мировые производители активных и пассивных электронных компонентов.

Нашей специализацией является поставка электронной компонентной базы двойного назначения, продукции таких производителей как XILINX, Intel (ex.ALTERA), Vicor, Microchip, Texas Instruments, Analog Devices, Mini-Circuits, Amphenol, Glenair.

Сотрудничество с глобальными дистрибьюторами электронных компонентов, предоставляет возможность заказывать и получать с международных складов практически любой перечень компонентов в оптимальные для Вас сроки.

На всех этапах разработки и производства наши партнеры могут получить квалифицированную поддержку опытных инженеров.

Система менеджмента качества компании отвечает требованиям в соответствии с ГОСТ Р ИСО 9001, ГОСТ РВ 0015-002 и ЭС РД 009

Офис по работе с юридическими лицами:

105318, г.Москва, ул.Щербаковская д.3, офис 1107, 1118, ДЦ «Щербаковский»

Телефон: +7 495 668-12-70 (многоканальный)

Факс: +7 495 668-12-70 (доб.304)

E-mail: info@moschip.ru

Skype отдела продаж:

moschip.ru

moschip.ru_4

moschip.ru_6

moschip.ru_9