TR30RDM SERIES

30W MEDICAL SWITCHING ADAPTER

E252331

Features

* Universal Input Range 80~264VAC
* Interchangeable AC Plugs
* Approved EN55011, FCC CFR47 Part 18 Class B
* Meets EN60335-1
* Approved EN60601-1-11 for Home Care Applications
* Low Leakage Current <50uA
* Meets IP21
* Continuous Short Circuit Protection
* Over Voltage Protection
* Meet CoC Tier 2 & DoE Level VI
  (Output Cable Length≦1800mm)
  (TR30RDM050: Output Cable Length ≦1220mm)
* No Load Power Consumption<75mW
* 2MOPP Class II

Ordering information

TR30RDMXXX	-XX	G	XX	-XX-BK
Model No.	**DC Plug Type**	**UL1571 WITH OVP**	**DC Cable Length and Type**	**Color of Top Case**
			01: 720mm	BK-BK : Black-Black
			02: 1220mm	BE-BK : Blue-Black
			03: 1800mm	RD-BK : Red-Black
			11: 720mm with Ferrite Core	
			12: 1220mm with Ferrite Core	
			13: 1800mm with Ferrite Core	
			* 16AWG / UL1571 or Equivalent for Vo: 5V, 9V	
			* 18AWG / UL1571 or Equivalent for Vo: 12V, 15V	
			* 22AWG / UL1571 or Equivalent for Vo: 18V, 24V	

MODEL	OUTPUT VOLTAGE	OUTPUT CURRENT	RIPPLE & NOISE NOTE 1	VOLTAGE ACCURACY NOTE 2	LINE REGULATION NOTE 3	LOAD REGULATION NOET 4	% EFF. (Typ.) NOTE 5
TR30RDM050	5V	5.0A	100mVp-p	±2%	±1%	±6%	84%
TR30RDM090	9V	3.3A	100mVp-p	±2%	±1%	±3%	88%
TR30RDM120	12V	2.5A	120mVp-p	±2%	±1%	±2%	88%
TR30RDM150	15V	2.0A	120mVp-p	±2%	±1%	±2%	88%
TR30RDM180	18V	1.67A	120mVp-p	±2%	±1%	±2%	88%
TR30RDM240	24V	1.25A	120mVp-p	±2%	±1%	±2%	88%

Specifications are subject to change without notice.

Specifications

INPUT SPECIFICATIONS:

Voltage ..... 80~264Vac (see derating curve)
Frequency ..... 47 to 63Hz
Input Current ..... 0.8A max.
Inrush Current ..... Cold start@25℃ ..... 85A max. @240Vac
Leakage Current ..... 50uA max.

OUTPUT SPECIFICATIONS:

Hold-up Time ..... 10ms typ. @115Vac
Short Circuit Protection ..... Hiccup Mode Continuous(Auto Recovery)
Over Voltage Protection ..... Latch

GENERAL SPECIFICATIONS:

Isolation ..... Input to output 4000VAC
Operating Temperature ..... -20 ~ 60℃ (see derating curve)
Storage Temperature ..... -20~85℃
Humidity ..... 93% RH max. Non condensing
Cooling ..... Natural Convection
Switching Frequency ..... 65KHz Typical
MTBF .....MIL-HDBK-217F, GB, 25℃/115VAC ..... 380Khrs min.
Life time ..... .25800 hours min.@ 75% load, 40℃
Altitude 5000m
Dimensions ..... 3.807x2.283x1.703 inches (96.70x58.00x43.25mm)
Weight ..... 200g(0.44 Pounds)

SAFETY AND EMC:

Emission and Immunity(Ed4.0) EN55011, EN60601-1-2
EN61000-3-2, EN61000-3-3, IEC61000-4-2, 3, 4, 5, 6, 8, 11
FCC CFR47 Part 18 Class B
Safety (Ed3.1) ..... IEC60601-1:2005+A1,EN60601-1-11
EN60601-1:2006+A11:2011+A1+A12,
ANSI/AAMI ES60601-1:2005/A1:2012

TR30RDM Series Derating Curve

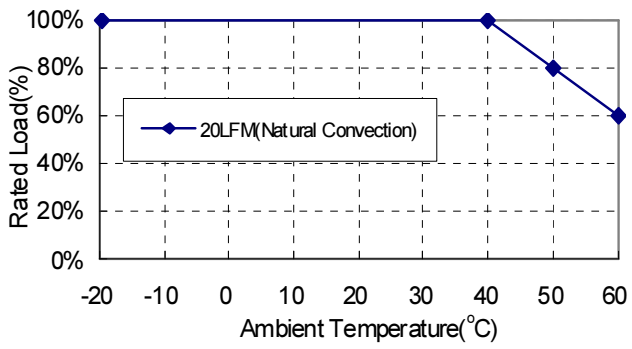

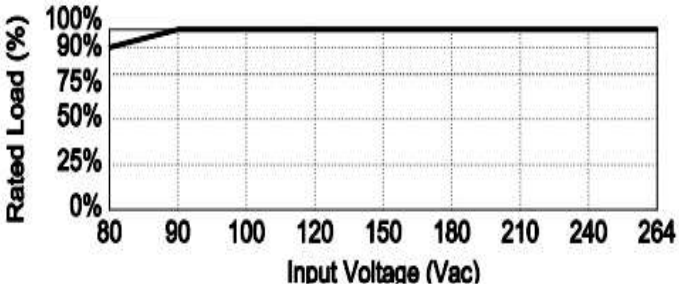

NOTE:

1. Add a 0.1uF ceramic capacitor and a 10uF E.L. capacitor to output for ripple & noise measuring @20MHz BW.
2. Voltage setpoint at 60% full load.
3. Line regulation is measured from 100Vac to 240Vac full load.
4. Load regulation is measured from 60% to full load and from 60% to 20% load (60% +/- 40% load).
5. Efficiency measured at 75% load and input voltage is 230Vac.

Mechanical Specification

All Dimensions are in inches[mm]
Tolerance:Inches:X.XXX±0.02
Millimeters:X.XX±0.5

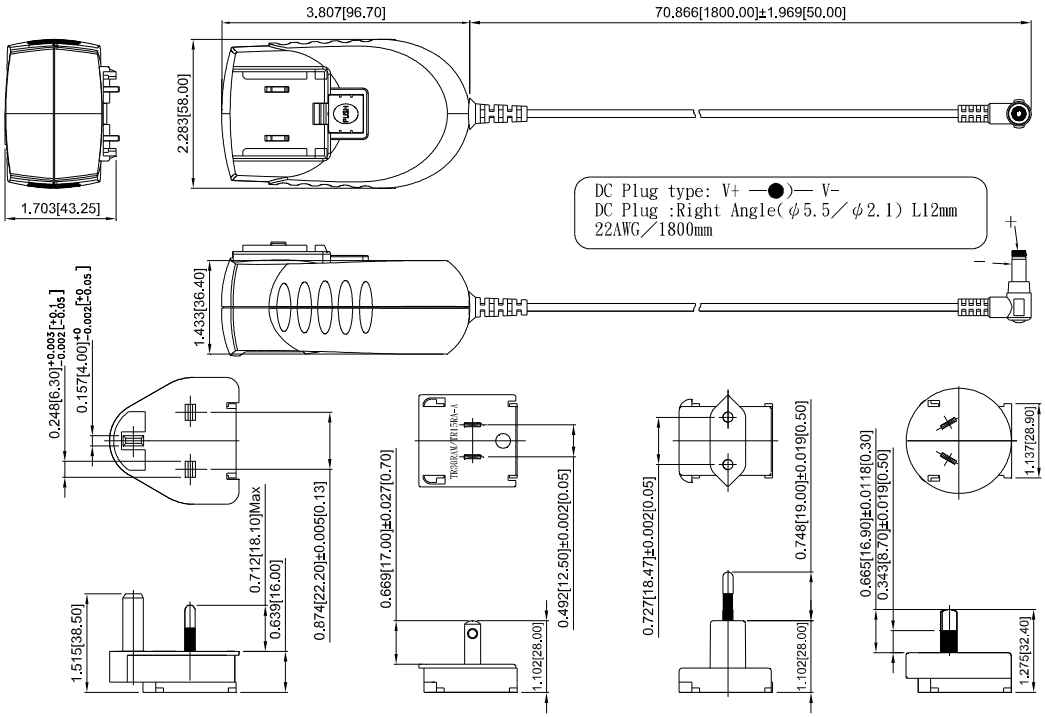

Typical at 25˚C, nominal line and 75% load, unless otherwise Specified

Mouser Electronics

Authorized Distributor

Click to View Pricing, Inventory, Delivery & Lifecycle Information:

Cincon:

TR30RDM150-02G03-BK-BK-Level-VI TR30RDM050-48G11-BK-BK-Level-VI TR30RDM240-40G11-RD-BK-Level-VI
TR30RDM240-02G13-RD-BK-Level-VI TR30RDM120-12G03-RD-BK-Level-VI TR30RDM240-11G11-RD-BK-Level-VI
TR30RDM240-36G01-BE-BK-Level-VI TR30RDM180-11G11-BE-BK-Level-VI TR30RDM050-39G11-RD-BK-Level-VI
TR30RDM240-11G02-BE-BK-Level-VI TR30RDM090-01G12-BE-BK-Level-VI TR30RDM240-39G11-BK-BK-Level-VI
TR30RDM120-48G01-BK-BK-Level-VI TR30RDM050-01G02-RD-BK-Level-VI TR30RDM180-12G12-RD-BK-Level-VI
TR30RDM150-12G02-BK-BK-Level-VI TR30RDM050-36G11-BE-BK-Level-VI TR30RDM120-40G11-BE-BK-Level-VI
TR30RDM090-02G03-BE-BK-Level-VI TR30RDM050-36G02-BE-BK-Level-VI TR30RDM240-40G11-BE-BK-Level-VI
TR30RDM090-11G02-RD-BK-Level-VI TR30RDM050-12G11-BK-BK-Level-VI TR30RDM050-12G02-BK-BK-Level-VI
TR30RDM120-11G13-BK-BK-Level-VI TR30RDM050-40G02-RD-BK-Level-VI TR30RDM240-49G13-RD-BK-Level-VI
TR30RDM150-12G01-BE-BK-Level-VI TR30RDM180-01G02-RD-BK-Level-VI TR30RDM120-40G03-BE-BK-Level-VI
TR30RDM050-35G12-BK-BK-Level-VI TR30RDM150-01G13-BE-BK-Level-VI TR30RDM240-49G02-BK-BK-Level-VI
TR30RDM240-36G11-BK-BK-Level-VI TR30RDM120-02G03-BE-BK-Level-VI TR30RDM120-40G03-BK-BK-Level-VI
TR30RDM120-39G01-RD-BK-Level-VI TR30RDM090-02G13-BE-BK-Level-VI TR30RDM180-01G03-BE-BK-Level-VI
TR30RDM120-02G11-BE-BK-Level-VI TR30RDM240-12G02-RD-BK-Level-VI TR30RDM240-39G12-BE-BK-Level-VI
TR30RDM090-01G13-BK-BK-Level-VI TR30RDM240-39G13-BE-BK-Level-VI TR30RDM120-49G03-BK-BK-Level-VI
TR30RDM240-35G02-BK-BK-Level-VI TR30RDM240-48G13-BE-BK-Level-VI TR30RDM180-11G12-BE-BK-Level-VI
TR30RDM120-35G11-RD-BK-Level-VI TR30RDM090-12G01-BK-BK-Level-VI TR30RDM120-01G02-BE-BK-Level-VI
TR30RDM240-39G03-BE-BK-Level-VI TR30RDM120-36G12-RD-BK-Level-VI TR30RDM150-11G12-BK-BK-Level-VI
TR30RDM120-48G02-BE-BK-Level-VI TR30RDM180-02G01-RD-BK-Level-VI TR30RDM180-12G11-BE-BK-Level-VI
TR30RDM120-12G02-RD-BK-Level-VI TR30RDM180-12G02-BK-BK-Level-VI TR30RDM180-01G01-BE-BK-Level-VI
TR30RDM050-02G11-RD-BK-Level-VI TR30RDM120-49G03-RD-BK-Level-VI TR30RDM090-12G01-RD-BK-Level-VI
TR30RDM180-11G12-BK-BK-Level-VI TR30RDM050-11G11-BE-BK-Level-VI TR30RDM180-02G03-BE-BK-Level-VI
TR30RDM090-02G12-BK-BK-Level-VI TR30RDM240-11G13-BK-BK-Level-VI TR30RDM120-48G11-BE-BK-Level-VI
TR30RDM050-36G02-BK-BK-Level-VI TR30RDM120-11G12-RD-BK-Level-VI TR30RDM240-49G13-BE-BK-Level-VI
TR30RDM120-01G01-BK-BK-Level-VI TR30RDM050-35G12-RD-BK-Level-VI TR30RDM240-49G02-RD-BK-Level-VI
TR30RDM120-39G03-BE-BK-Level-VI TR30RDM120-02G03-BK-BK-Level-VI TR30RDM180-11G02-RD-BK-Level-VI
TR30RDM120-40G01-RD-BK-Level-VI TR30RDM120-11G03-BE-BK-Level-VI TR30RDM050-01G02-BK-BK-Level-VI
TR30RDM240-11G01-RD-BK-Level-VI TR30RDM150-12G02-RD-BK-Level-VI TR30RDM090-02G01-RD-BK-Level-VI
TR30RDM240-35G03-RD-BK-Level-VI TR30RDM180-01G11-BK-BK-Level-VI TR30RDM090-11G03-BK-BK-Level-VI

Общество с ограниченной ответственностью «МосЧип» ИНН 7719860671 / КПП 771901001
Адрес: 105318, г.Москва, ул.Щербаковская д.3, офис 1107

Данный компонент на территории Российской Федерации

Вы можете приобрести в компании MosChip.

Для оперативного оформления запроса Вам необходимо перейти по данной ссылке:

http://moschip.ru/get-element

Вы можете разместить у нас заказ для любого Вашего проекта, будь то серийное производство или разработка единичного прибора.

В нашем ассортименте представлены ведущие мировые производители активных и пассивных электронных компонентов.

Нашей специализацией является поставка электронной компонентной базы двойного назначения, продукции таких производителей как XILINX, Intel (ex.ALTERA), Vicor, Microchip, Texas Instruments, Analog Devices, Mini-Circuits, Amphenol, Glenair.

Сотрудничество с глобальными дистрибьюторами электронных компонентов, предоставляет возможность заказывать и получать с международных складов практически любой перечень компонентов в оптимальные для Вас сроки.

На всех этапах разработки и производства наши партнеры могут получить квалифицированную поддержку опытных инженеров.

Система менеджмента качества компании отвечает требованиям в соответствии с ГОСТ Р ИСО 9001, ГОСТ РВ 0015-002 и ЭС РД 009

Офис по работе с юридическими лицами:

105318, г.Москва, ул.Щербаковская д.3, офис 1107, 1118, ДЦ «Щербаковский»

Телефон: +7 495 668-12-70 (многоканальный)

Факс: +7 495 668-12-70 (доб.304)

E-mail: info@moschip.ru

Skype отдела продаж:
moschip.ru
moschip.ru_4
moschip.ru_6
moschip.ru_9