

OVEN CONTROLLED CRYSTAL OSCILLATOR

AOCJY1 Series



ESD Sensitive



RoHS / RoHS II Compliant



20.8 x 13.2 x 8.2 mm

FEATURES:

- 20.8 x 13.2 x 8.2 mm Leaded- RoHS Compliant Reflow-able Package
- AT-Cut, High “Q” resonator based design
- Either Sinewave or CMOS RF output
- Available with ± 500 ppb over -40°C to $+75^{\circ}\text{C}$ operating temperature Range
- Tighter Stabilities to ± 50.0 ppb over 0°C to $+50^{\circ}\text{C}$ also available
- Exceptional long-term Aging of ± 3 ppm max. over 10-Year Product Life
- Excellent close-in phase noise (-145 dBc/Hz Typical @1k Hz offset; 10MHz carrier)

APPLICATIONS:

- Cellular Infrastructure
- Radar Systems
- Test & Measurement Equipment
- GPS Tracking with precision hold-over accuracy
- WiMax / WLAN

STANDARD SPECIFICATIONS:

Parameters	Minimum	Typical	Maximum	Units	Notes
RF Output					
Frequency	10.00		100.00	MHz	Overall Frequency range
Standard Available Frequencies	10.00, 12.80, 13.00, 26.00, 38.88, 40.00, 100.00 MHz				
Waveform					
CMOS					
Level "1" (Logic High)	0.9*Vdd			Volts	
Level "0" (Logic Low)			0.1*Vdd	Volts	
Load		15		pf	
Rise & Fall Time			6.0	ns	
Duty Cycle	45		55	%	
Sinewave					
Peak Power	2.00			dBm	
Output Load		50		Ω	
Short Term Stability		1×10^{-9}		/second	Alan Variance
Operable Temperature Range	-40		75	$^{\circ}\text{C}$	See Stability Options
Frequency Stability Options					
0 $^{\circ}\text{C}$ to +50 $^{\circ}\text{C}$			± 50.00	ppb	Default Spec.
-20 $^{\circ}\text{C}$ to +70 $^{\circ}\text{C}$			± 200.00	ppb	Option "E"
-40 $^{\circ}\text{C}$ to +75 $^{\circ}\text{C}$			± 500.00	ppb	Option "F"
Frequency Stability vs. Supply Voltage (Vdd $\pm 5\%$)					
Warm-Up @ 25 $^{\circ}\text{C}$			± 500.00	ppb	In ≤ 3 -minutes
Power Consumption @ turn on			2.00	Watts	
Power Consumption Steady State			1.00	Watt	
Supply Voltage (Vdd)	3.13	3.30	3.46	Volts	See Options
Aging					
Yearly			± 500	ppb	
10-Years			± 3.00	ppm	
Supply Voltage Variation			± 50	ppb	VDD $\pm 5\%$ change
Spectral Content					
Spurious Response			-35	dBc	
Phase Noise (10MHz Carrier) @ 5V					
@ 10 Hz offset			-90	dBc / Hz	
@ 100 Hz offset			-120	dBc / Hz	
@ 1,000 Hz offset			-145	dBc / Hz	
@ 10,000 Hz offset			-150	dBc / Hz	
Electrical Frequency Adjustment					
Control Voltage Range (Vc)	0.0		Vdd	Volts	
Frequency Pull Range	± 5.00			ppm	
Frequency Pull Slope		Positive			
Control Voltage Port Impedance	10			k Ω	
Center Control Voltage	(Vdd/2) -0.5	Vdd/2	(Vdd/2) +0.5	Volts	
Control Port Linearity		± 10		%	
Storage Temperature	-40		+100	$^{\circ}\text{C}$	

OVEN CONTROLLED CRYSTAL OSCILLATOR

AOCJY1 Series



RoHS / RoHS II Compliant



20.8 x 13.2 x 8.2 mm

OPTIONS AND PART IDENTIFICATION (Left blank if standard)

AOCJY1 - - MHz - -

Supply Voltage Option

Blank: 3.30V
A: 5.00V

Frequency in MHz

Such as; 10.000 MHz
26.000 MHz
100.000 MHz

Temperature Options

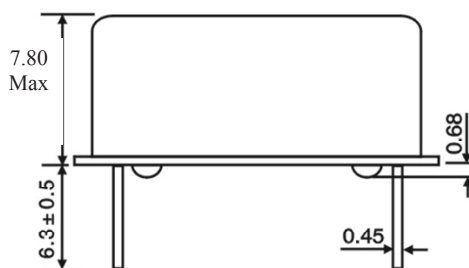
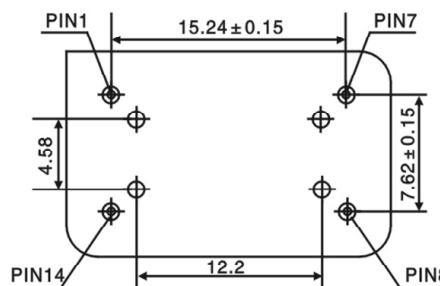
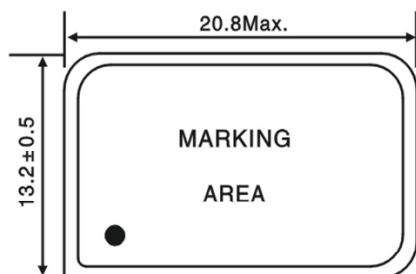
E: -20°C to +70°C
F *: -40°C to +75°C

* For temp. option "F", 100MHz is only available with CMOS output

RF Output Options

Blank: CMOS
SW: Sinewave

OUTLINE DIMENSIONS



Pin	Function
1	Control Voltage
7	GND
8	Output
14	Power Supply

OVEN CONTROLLED CRYSTAL OSCILLATOR

AOCJY1 Series



ESD Sensitive



RoHS / RoHS II Compliant



20.8 x 13.2 x 8.2 mm

REFLOW PROFILE:



T _S max to T _L (Ramp-up Rate)	3°C/second max.
Preheat	
Temperature Min. (T _S Min.)	150°C
Temperature Typical (T _S Typ.)	175°C
Temperature Max. (T _S Max.)	200°C
Time (t _S)	60 ~ 180 seconds
Ramp-up rate (T _L to T _p)	3°C/second max.
Time Maintained Above:	
--Temperature (T _L)/Time (T _L)	217°C/60 ~ 150 seconds
Peak Temperature (T _p)	250°C max. for 10 seconds
Target Peak Temperature (T _p Target)	250°C +0/-5°C
Time within 5°C of actual peak (t _p)	20 ~ 40 seconds
Ramp-down Rate	6°C/second max.
Tune 25°C to Peak Temperature (t)	8 minutes max.

PACKAGING: (50) units per tray



ATTENTION: Abracon Corporation's products are COTS – Commercial-Off-The-Shelf products; suitable for Commercial, Industrial and, where designated, Automotive Applications. Abracon's products are not specifically designed for Military, Aviation, Aerospace, Life-dependant Medical applications or any application requiring high reliability where component failure could result in loss of life and/or property. For applications requiring high reliability and/or presenting an extreme operating environment, written consent and authorization from Abracon Corporation is required. Please contact Abracon Corporation for more information.

ABRACON IS
ISO9001:2008
CERTIFIED



Visit www.abracon.com for Terms & Conditions of Sale **Revised: 07.01.14**
30332 Esperanza, Rancho Santa Margarita, California 92688
tel 949-546-8000| fax 949-546-8001| www.abracon.com

Данный компонент на территории Российской Федерации

Вы можете приобрести в компании MosChip.

Для оперативного оформления запроса Вам необходимо перейти по данной ссылке:

<http://moschip.ru/get-element>

Вы можете разместить у нас заказ для любого Вашего проекта, будь то серийное производство или разработка единичного прибора.

В нашем ассортименте представлены ведущие мировые производители активных и пассивных электронных компонентов.

Нашей специализацией является поставка электронной компонентной базы двойного назначения, продукции таких производителей как XILINX, Intel (ex.ALTERA), Vicor, Microchip, Texas Instruments, Analog Devices, Mini-Circuits, Amphenol, Glenair.

Сотрудничество с глобальными дистрибьюторами электронных компонентов, предоставляет возможность заказывать и получать с международных складов практически любой перечень компонентов в оптимальные для Вас сроки.

На всех этапах разработки и производства наши партнеры могут получить квалифицированную поддержку опытных инженеров.

Система менеджмента качества компании отвечает требованиям в соответствии с ГОСТ Р ИСО 9001, ГОСТ РВ 0015-002 и ЭС РД 009

Офис по работе с юридическими лицами:

105318, г.Москва, ул.Щербаковская д.3, офис 1107, 1118, ДЦ «Щербаковский»

Телефон: +7 495 668-12-70 (многоканальный)

Факс: +7 495 668-12-70 (доб.304)

E-mail: info@moschip.ru

Skype отдела продаж:

moschip.ru

moschip.ru_4

moschip.ru_6

moschip.ru_9