



## Features

- High resistance to heat and humidity
- Resistance to mechanical shock and pressure
- Accurate dimensions for automatic surface mounting
- Wide impedance range
- RoHS compliant\*

## Applications

- Power supply lines
- IC power lines
- Signal lines

# MH Series High Current Chip Ferrite Beads

### Electrical Specifications

Model Number	Impedance ( $\Omega$ ) at 100 MHz	RDC (m $\Omega$ ) Max.	IDC (A) Max.
MH4532-700Y	70 $\pm$ 25 %	30	6.0
MH4532-800Y	80 $\pm$ 25 %	10	6.0
MH4532-121Y	120 $\pm$ 25 %	50	3.0
MH4532-131Y	130 $\pm$ 25 %	40	3.0
MH4532-151Y	150 $\pm$ 25 %	20	5.0
MH4532-681Y	680 $\pm$ 25 %	30	4.0
MH4532-132Y	1300 $\pm$ 25 %	60	3.0
MH4516-600Y	60 $\pm$ 25 %	10	6.0
MH4516-750Y	75 $\pm$ 25 %	25	3.0
MH4516-800Y	80 $\pm$ 25 %	50	3.0
MH4516-102Y	1000 $\pm$ 25 %	150	1.5
MH3261-190Y	19 $\pm$ 25 %	40	3.0
MH3261-260Y	26 $\pm$ 25 %	40	3.0
MH3261-310Y	31 $\pm$ 25 %	40	3.0
MH3261-500Y	50 $\pm$ 25 %	25	3.0
MH3261-700Y	70 $\pm$ 25 %	30	4.0
MH3261-800Y	80 $\pm$ 25 %	30	4.0
MH3261-900Y	90 $\pm$ 25 %	40	3.0
MH3261-101Y	100 $\pm$ 25 %	30	4.0
MH3261-121Y	120 $\pm$ 25 %	100	2.0
MH3261-151Y	150 $\pm$ 25 %	100	2.0
MH3261-301Y	300 $\pm$ 25 %	200	1.0
MH3261-471Y	470 $\pm$ 25 %	200	1.0
MH3261-501Y	500 $\pm$ 25 %	40	3.0
MH3261-601Y	600 $\pm$ 25 %	100	2.0
MH2029-070Y	7 $\pm$ 25 %	30	3.0
MH2029-100Y	10 $\pm$ 25 %	10	6.0
MH2029-300Y	30 $\pm$ 25 %	25	3.0
MH2029-400Y	40 $\pm$ 25 %	20	5.0
MH2029-600Y	60 $\pm$ 25 %	20	5.0
MH2029-800Y	80 $\pm$ 25 %	40	3.0
MH2029-101Y	100 $\pm$ 25 %	100	2.0
MH2029-121Y	120 $\pm$ 25 %	100	2.0
MH2029-151Y	150 $\pm$ 25 %	100	2.0
MH2029-221Y	220 $\pm$ 25 %	100	2.0
MH2029-301Y	300 $\pm$ 25 %	200	1.0
MH2029-401Y	400 $\pm$ 25 %	100	2.0
MH2029-471Y	470 $\pm$ 25 %	200	1.0
MH2029-601Y	600 $\pm$ 25 %	200	1.0
MH1608-100Y	10 $\pm$ 25 %	100	6.0
MH1608-300Y	30 $\pm$ 25 %	60	3.0
MH1608-600Y	60 $\pm$ 25 %	40	3.0
MH1608-800Y	80 $\pm$ 25 %	40	3.0
MH1608-101Y	100 $\pm$ 25 %	40	3.0
MH1608-121Y	120 $\pm$ 25 %	100	2.0
MH1608-151Y	150 $\pm$ 25 %	100	2.0
MH1608-221Y	220 $\pm$ 25 %	100	2.0
MH1608-301Y	300 $\pm$ 25 %	200	1.0
MH1608-471Y	470 $\pm$ 25 %	200	1.0
MH1608-601Y	600 $\pm$ 25 %	200	1.0

### General Specifications

Operating Temperature  
.....-55 °C to +125 °C

Storage Temperature  
.....-55 °C to +125 °C

Storage Condition  
.....+40 °C max. at 70 % RH

Reflow Soldering .. 230 °C, 50 sec. max.

Resistance to Soldering Heat  
..... +260 °C, 5 seconds

Rated Current.....Based on max  
.....temperature rise of +40 °C

Terminal Strength  
(Force "F" applied for 30 seconds)

4532 Series..... 1.5 F (Kg)

4516 Series..... 1.0 F (Kg)

3261 Series..... 1.0 F (Kg)

2029 Series..... 0.6 F (Kg)

1608 Series..... 0.5 F (Kg)

### Materials

Core Material.....Ferrite

Internal Conductor.....Ag or Ag/Pd

Terminal.....Ag/Ni/Sn

\*RoHS Directive 2002/95/EC Jan. 27, 2003 including annex and RoHS Recast 2011/65/EU June 8, 2011.

Specifications are subject to change without notice.

The device characteristics and parameters in this data sheet can and do vary in different applications and actual device performance may vary over time. Users should verify actual device performance in their specific applications.

# MH Series High Current Chip Ferrite Beads

**BOURNS®**

## Electrical Specifications (continued)

**MH 4532- 700Y**



**MH 4532- 800Y**



**MH 4532- 121Y**



**MH 4532- 131Y**



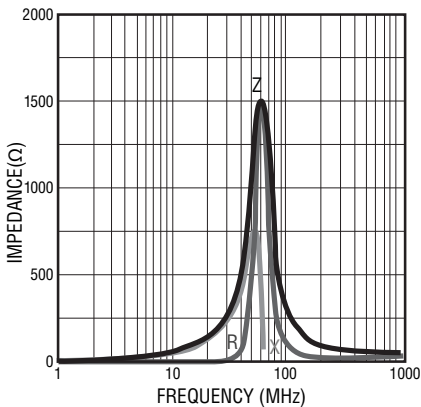
**MH 4532- 151Y**



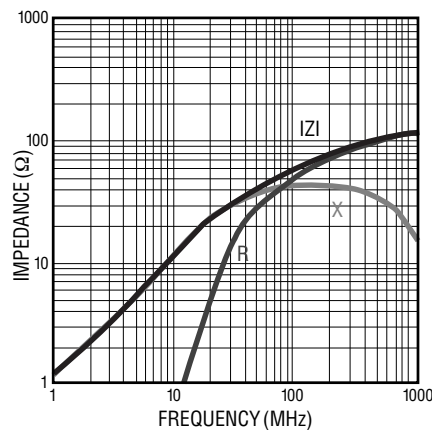
**MH 4532- 681Y**



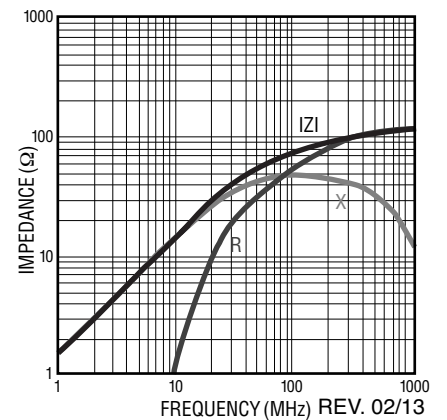
**MH 4532- 132Y**



**MH 4516- 600Y**



**MH 4516- 750Y**



Specifications are subject to change without notice. The device characteristics and parameters in this data sheet can and do vary in different applications and actual device performance may vary over time. Users should verify actual device performance in their specific applications.

# MH Series High Current Chip Ferrite Beads

**BOURNS®**

## Electrical Specifications (continued)

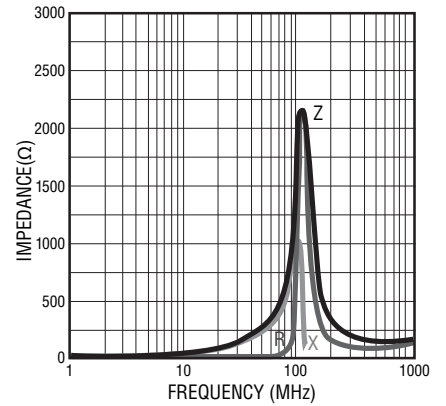
**MH 4516- 800Y**



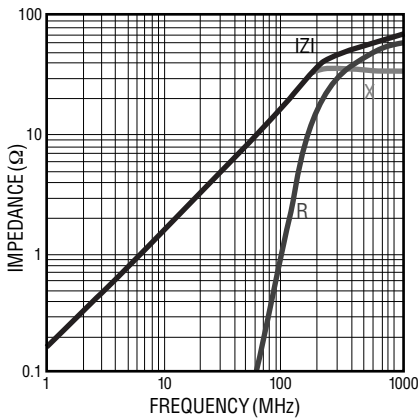
**MH 4516- 101Y**



**MH 4516- 102Y**



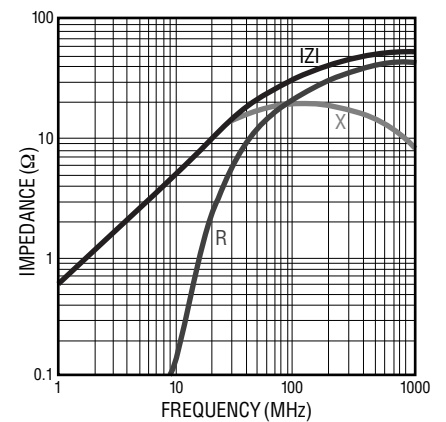
**MH 3261- 190Y**



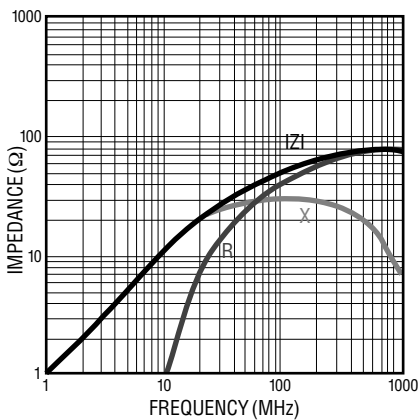
**MH 3261- 260Y**



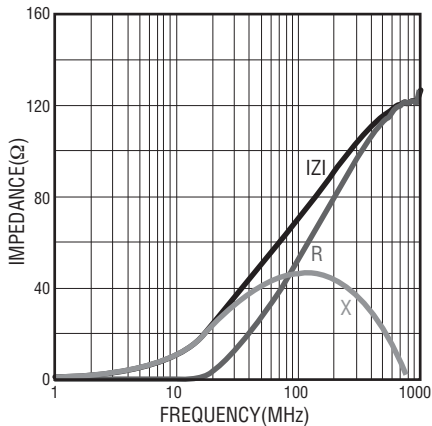
**MH 3261- 310Y**



**MH 3261- 500Y**



**MH 3261- 700Y**



**MH 3261- 800Y**



Specifications are subject to change without notice.  
The device characteristics and parameters in this data sheet can and do vary in different applications and actual device performance may vary over time.  
Users should verify actual device performance in their specific applications.

# MH Series High Current Chip Ferrite Beads

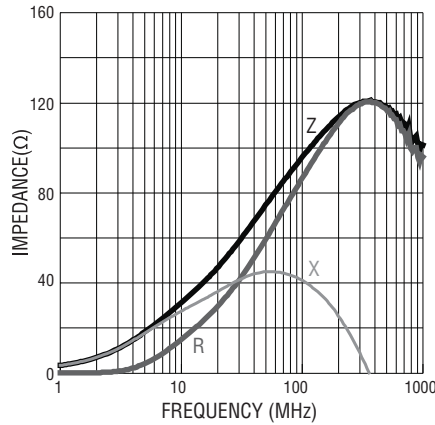
**BOURNS®**

## Electrical Specifications (continued)

**MH 3261- 900Y**



**MH 3261- 101Y**



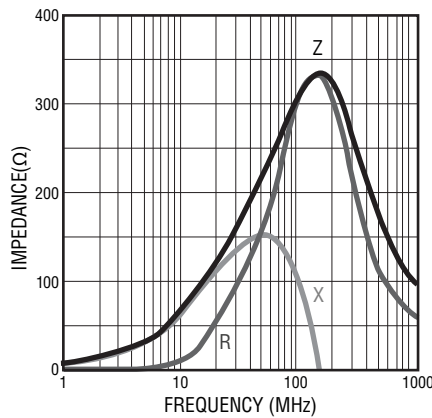
**MH 3261- 121Y**



**MH 3261- 151Y**



**MH 3261- 301Y**



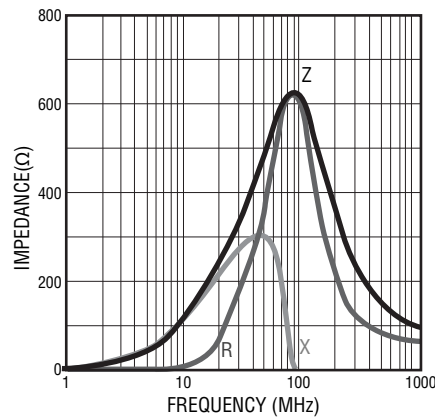
**MH 3261- 471Y**



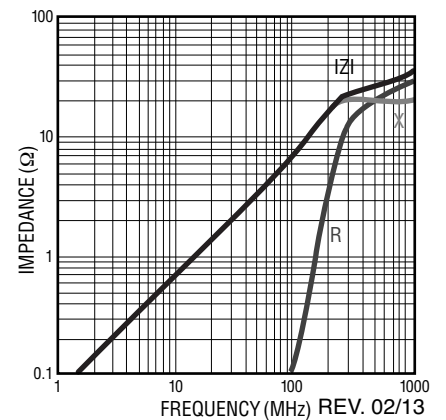
**MH 3261- 501Y**



**MH 3261- 601Y**



**MH 2029- 070Y**



Specifications are subject to change without notice. The device characteristics and parameters in this data sheet can and do vary in different applications and actual device performance may vary over time. Users should verify actual device performance in their specific applications.

# MH Series High Current Chip Ferrite Beads

**BOURNS®**

## Electrical Specifications (continued)

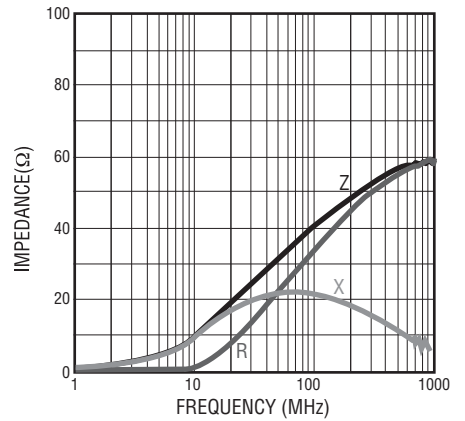
**MH 2029- 100Y**



**MH 2029- 300Y**



**MH 2029 -400Y**



**MH 2029 -600Y**



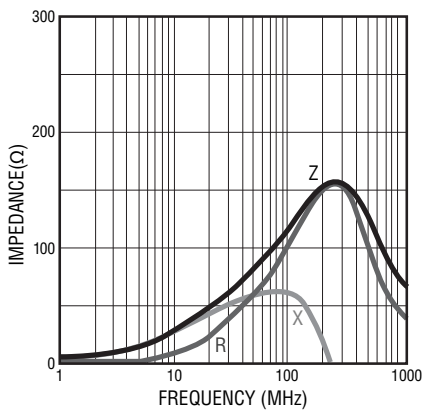
**MH 2029- 800Y**



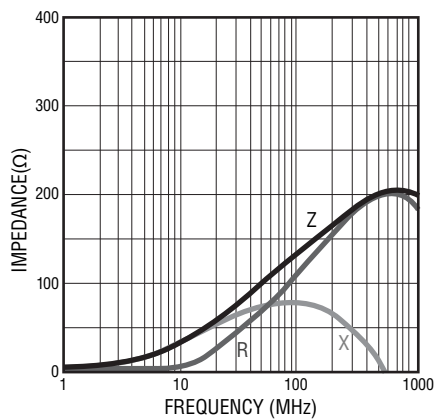
**MH 2029- 101Y**



**MH 2029- 121Y**



**MH 2029- 151Y**



**MH 2029- 221Y**



Specifications are subject to change without notice.

The device characteristics and parameters in this data sheet can and do vary in different applications and actual device performance may vary over time.

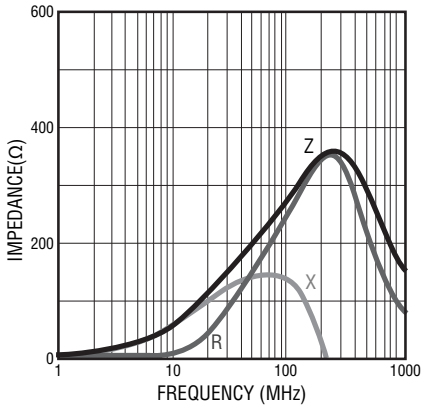
Users should verify actual device performance in their specific applications.

# MH Series High Current Chip Ferrite Beads

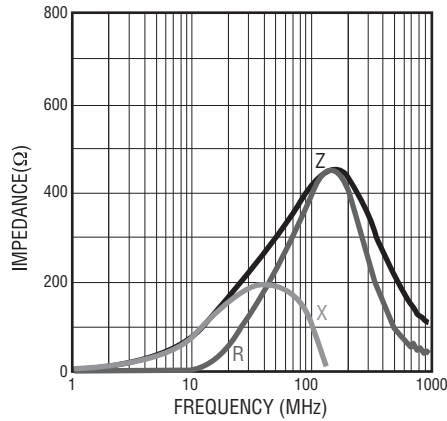
**BOURNS®**

## Electrical Specifications (continued)

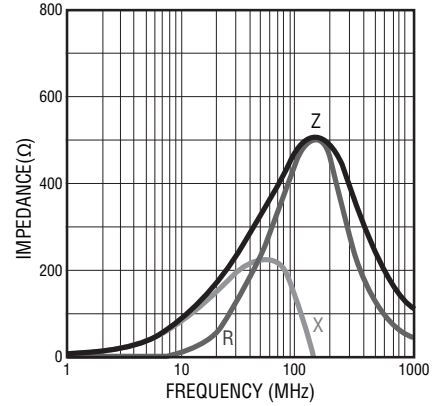
**MH 2029- 301Y**



**MH 2029 -401Y**



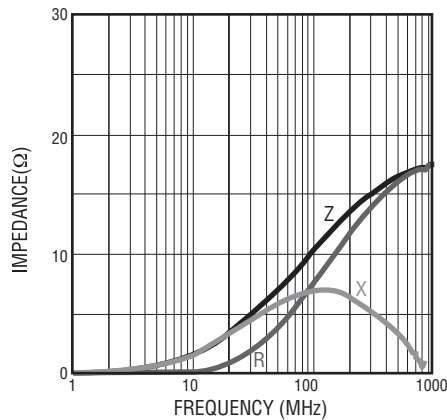
**MH 2029- 471Y**



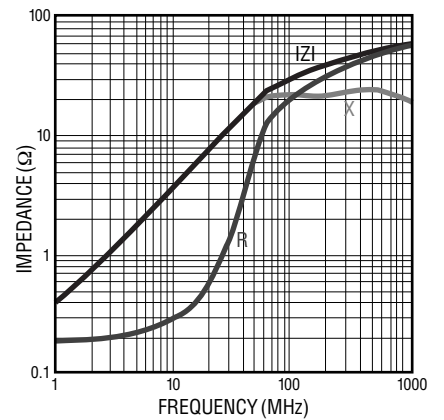
**MH 2029- 601Y**



**MH 1608 -100Y**



**MH 1608- 300Y**



**MH 1608 -600Y**



**MH 1608- 800Y**



**MH 1608- 101Y**



Specifications are subject to change without notice.  
The device characteristics and parameters in this data sheet can and do vary in different applications and actual device performance may vary over time.  
Users should verify actual device performance in their specific applications.

# MH Series High Current Chip Ferrite Beads

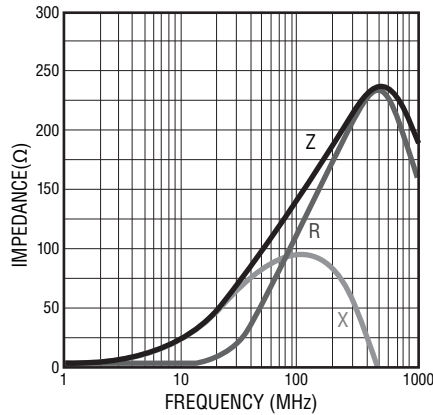
**BOURNS®**

## Electrical Specifications (continued)

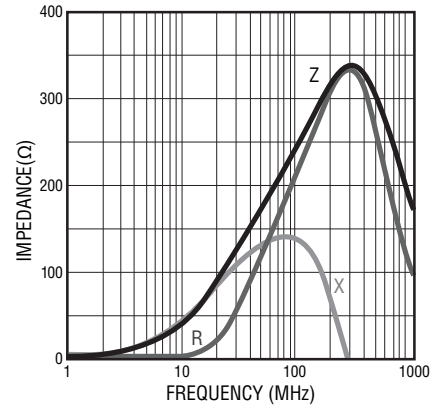
**MH 1608- 121Y**



**MH 1608- 151Y**



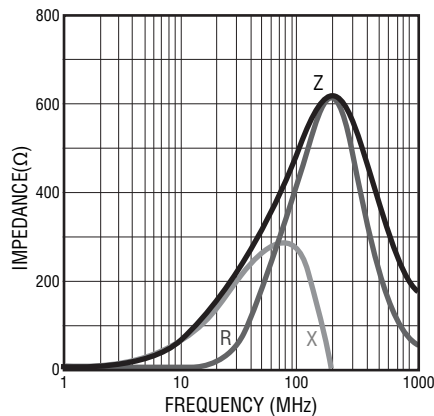
**MH 1608- 221Y**



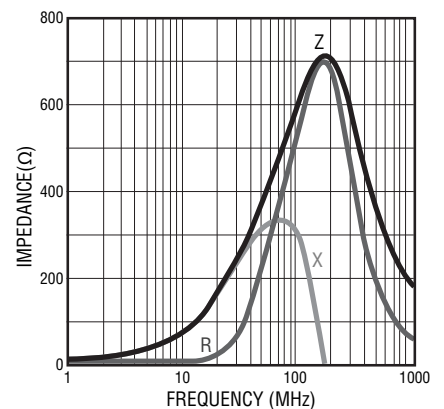
**MH 1608- 301Y**



**MH 1608- 471Y**



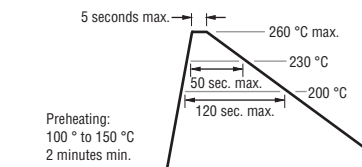
**MH 1608- 601Y**



## Equivalent Circuit



## Recommended Soldering



Specifications are subject to change without notice.  
The device characteristics and parameters in this data sheet can and do vary in different applications and actual device performance may vary over time.  
Users should verify actual device performance in their specific applications.

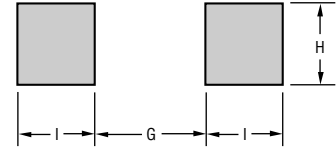
# MH Series High Current Chip Ferrite Beads

**BOURNS®**

## Product Dimensions

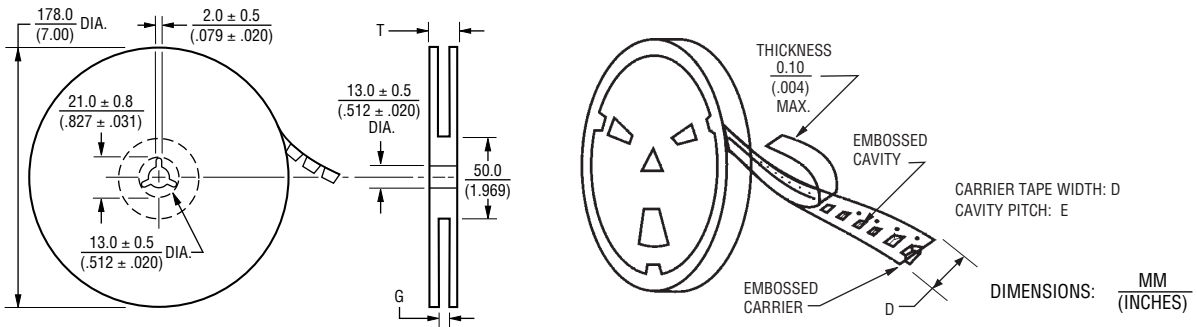


## Recommended Land Pattern



Series	A	B	C	D	G	H	I
4532	$\frac{4.5 \pm 0.2}{(.177 \pm .008)}$	$\frac{3.2 \pm 0.2}{(.126 \pm .008)}$	$\frac{1.5 \pm 0.2}{(.059 \pm .008)}$	$\frac{0.5 \pm 0.2}{(.020 \pm .008)}$	$\frac{3.0}{(.118)}$	$\frac{3.0}{(.118)}$	$\frac{1.5}{(.059)}$
4516	$\frac{4.5 \pm 0.2}{(.177 \pm .008)}$	$\frac{1.6 \pm 0.2}{(.063 \pm .008)}$	$\frac{1.6 \pm 0.2}{(.063 \pm .008)}$	$\frac{0.5 \pm 0.2}{(.020 \pm .008)}$	$\frac{3.0}{(.118)}$	$\frac{1.4}{(.055)}$	$\frac{1.5}{(.059)}$
3261	$\frac{3.2 \pm 0.2}{(.126 \pm .008)}$	$\frac{1.6 \pm 0.2}{(.063 \pm .008)}$	$\frac{1.1 \pm 0.2}{(.043 \pm .008)}$	$\frac{0.5 \pm 0.2}{(.020 \pm .008)}$	$\frac{2.0}{(.079)}$	$\frac{1.4}{(.053)}$	$\frac{1.1}{(.043)}$
2029	$\frac{2.0 \pm 0.2}{(.079 \pm .008)}$	$\frac{1.2 \pm 0.2}{(.047 \pm .008)}$	$\frac{0.9 \pm 0.2}{(.035 \pm .008)}$	$\frac{0.5 \pm 0.2}{(.020 \pm .008)}$	$\frac{1.0}{(.040)}$	$\frac{1.0}{(.040)}$	$\frac{1.0}{(.040)}$
1608	$\frac{1.6 \pm 0.2}{(.063 \pm .008)}$	$\frac{0.8 \pm 0.2}{(.031 \pm .008)}$	$\frac{0.8 \pm 0.2}{(.031 \pm .008)}$	$\frac{0.5 \pm 0.2}{(.020 \pm .008)}$	$\frac{0.7}{(.028)}$	$\frac{0.7}{(.028)}$	$\frac{0.7}{(.028)}$

## Reel Dimensions



Series	Pcs. per Reel	Gross Weight (g)	D	E	G	T
4532	1,000	170	$\frac{12.0}{(.472)}$	$\frac{8.0}{(.315)}$	$\frac{14.0 + 0}{(.551 + 0)}$	$\frac{16.5}{(.650)}$
4516	2,000	180	$\frac{12.0}{(.472)}$	$\frac{8.0}{(.315)}$	$\frac{14.0 + 0}{(.551 + 0)}$	$\frac{16.5}{(.650)}$
3261	3,000	150	$\frac{8.0}{(.315)}$	$\frac{4.0}{(.157)}$	$\frac{10.0 + 0}{(.394 + 0)}$	$\frac{12.5}{(.492)}$
2029	4,000	120	$\frac{8.0}{(.315)}$	$\frac{4.0}{(.157)}$	$\frac{10.0 + 0}{(.394 + 0)}$	$\frac{12.5}{(.492)}$
1608	4,000	90	$\frac{8.0}{(.315)}$	$\frac{4.0}{(.157)}$	$\frac{10.0 + 0}{(.394 + 0)}$	$\frac{12.5}{(.492)}$

REV. 02/13

Specifications are subject to change without notice.  
 The device characteristics and parameters in this data sheet can and do vary in different applications and actual device performance may vary over time.  
 Users should verify actual device performance in their specific applications.



## Данный компонент на территории Российской Федерации

### Вы можете приобрести в компании MosChip.

Для оперативного оформления запроса Вам необходимо перейти по данной ссылке:

<http://moschip.ru/get-element>

Вы можете разместить у нас заказ для любого Вашего проекта, будь то серийное производство или разработка единичного прибора.

В нашем ассортименте представлены ведущие мировые производители активных и пассивных электронных компонентов.

Нашей специализацией является поставка электронной компонентной базы двойного назначения, продукции таких производителей как XILINX, Intel (ex.ALTERA), Vicor, Microchip, Texas Instruments, Analog Devices, Mini-Circuits, Amphenol, Glenair.

Сотрудничество с глобальными дистрибьюторами электронных компонентов, предоставляет возможность заказывать и получать с международных складов практически любой перечень компонентов в оптимальные для Вас сроки.

На всех этапах разработки и производства наши партнеры могут получить квалифицированную поддержку опытных инженеров.

Система менеджмента качества компании отвечает требованиям в соответствии с ГОСТ Р ИСО 9001, ГОСТ РВ 0015-002 и ЭС РД 009

### Офис по работе с юридическими лицами:

105318, г.Москва, ул.Щербаковская д.3, офис 1107, 1118, ДЦ «Щербаковский»

Телефон: +7 495 668-12-70 (многоканальный)

Факс: +7 495 668-12-70 (доб.304)

E-mail: [info@moschip.ru](mailto:info@moschip.ru)

Skype отдела продаж:

moschip.ru

moschip.ru\_4

moschip.ru\_6

moschip.ru\_9