


**Force Guided Relay SR4 D/M**

- 4 pole relay with force guided contacts according to EN 50205
- Compact design and space efficient

Typical applications  
Emergency shut-off, press control, machine control, elevator and escalator control, safety relays



F0244-C



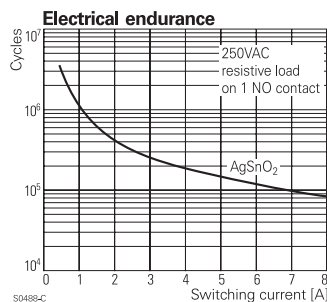
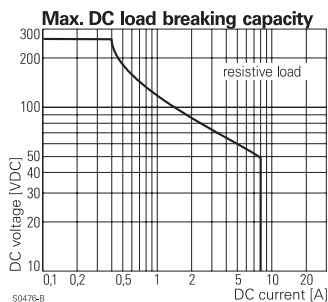
**Approvals**

VDE Cert. No. 40005334, UL E214025, TUV 968/EL 230, CCC 2012010304537809

Technical data of approved types on request

**Contact Data**

|  |  |
|--|--|
| Contact arrangement  | 3 form A + 1 form B contacts<br>3 NO + 1 NC<br>2 form A + 2 form B contacts<br>2 NO + 2 NC |
| Rated voltage  | 250VAC   |
| Max. switching voltage                                     | 400VAC   |
| Rated current  | 8A   |
| Contact material   | AgSnO <sub>2</sub>   |
| Contact style  | single contact, force guided<br>type A according to EN 50205                               |
| Min. recommended contact load                              | 5V/10mA  |
| Initial contact resistance                                 | ≤100mΩ at 1A, 24VDC<br>≤20Ω at 10mA, 5VDC  |
| Frequency of operation, with/without load                  | 6/150min <sup>-1</sup>   |
| Contact ratings, IEC60947-5-1,<br>on 1 form A (NO) contact | AC15-3A<br>DC13-3A   |
| Mechanical endurance                                       | 10x10 <sup>6</sup> operations  |



**Coil data**

Coil voltage range 5 to 110VDC

**Coil versions, DC-coil**

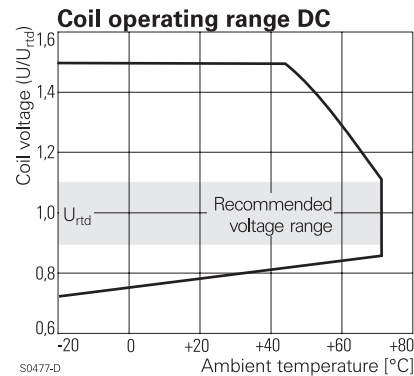
| Coil code | Rated voltage VDC | Operate voltage VDC | Release voltage VDC | Coil resistance Ω±10% | Rated coil power mW |
|-----------|-------------------|---------------------|---------------------|-----------------------|---------------------|
| 005       | 5                 | 3.8                 | 0.5                 | 31                    | 806                 |
| 006       | 6                 | 4.5                 | 0.6                 | 45                    | 800                 |
| 009       | 9                 | 6.8                 | 0.9                 | 101                   | 802                 |
| 012       | 12                | 9.0                 | 1.2                 | 180                   | 800                 |

**Coil data (continued)**

**Coil versions, DC-coil**

| Coil code | Rated voltage VDC | Operate voltage VDC | Release voltage VDC | Coil resistance Ω±10% | Rated coil power mW |
|-----------|-------------------|---------------------|---------------------|-----------------------|---------------------|
| 015       | 15                | 11.3                | 1.5                 | 281                   | 801                 |
| 018       | 18                | 13.5                | 1.8                 | 405                   | 800                 |
| 021       | 21                | 16.0                | 2.1                 | 551                   | 800                 |
| 024       | 24                | 18.0                | 2.4                 | 720                   | 800                 |
| 036       | 36                | 27.0                | 3.6                 | 1620                  | 800                 |
| 040       | 40                | 30.0                | 4.0                 | 2000                  | 800                 |
| 048       | 48                | 36.0                | 4.8                 | 2880                  | 800                 |
| 060       | 60                | 45.0                | 6.0                 | 4500                  | 800                 |
| 085       | 85                | 63.8                | 8.5                 | 9031                  | 800                 |
| 110       | 110               | 83.0                | 11.0                | 15125                 | 800                 |

All figures are given for coil without pre-energization, at ambient temperature +23°C.



**Insulation Data**

|   |                    |
|---|--------------------|
| <b>Initial dielectric strength</b>                |                    |
| between open contacts                             | 1500Vrms           |
| between contact and coil                          | 4000Vrms           |
| between adjacent contacts                         | 2500Vrms           |
| <b>Clearance/creepage</b>                         |                    |
| between open contacts                             | microdisconnection |
| between contact and coil                          | ≥10/10mm           |
| between adjacent contacts                         | ≥3/3.5mm           |
| <b>Insulation to EN 50178, type of insulation</b> |                    |
| between contact and coil                          | reinforced         |
| between adjacent contacts                         | basic              |

**Force Guided Relay SR4 D/M** (Continued)

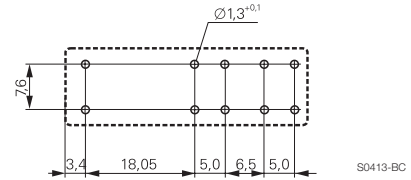
**Other Data**

Material compliance: EU RoHS/ELV, China RoHS, REACH, Halogen content refer to the Product Compliance Support Center at [www.te.com/customersupport/rohssupportcenter](http://www.te.com/customersupport/rohssupportcenter)

|                                      |              |
|--------------------------------------|--------------|
| Ambient temperature                  | -25 to 70°C  |
| Category of environmental Protection | RTIII        |
| IEC 61 810                           | RTIII        |
| Weight                               | 30g          |
| Resistance to soldering heat THT     | 260°C/5s     |
| IEC 60068-2-20                       | 260°C/5s     |
| Packaging/unit                       | tube/10 pcs. |

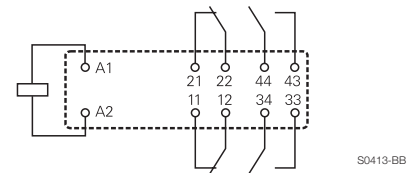
**PCB layout / terminal assignment**

Bottom view on solder pins

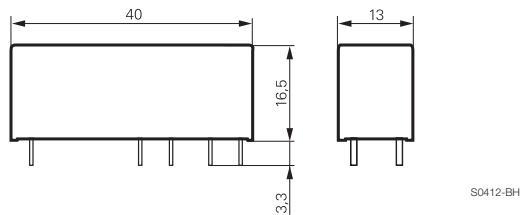


For more detailed information see product specification 2158002

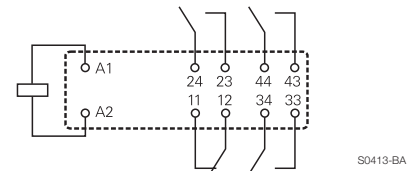
2 form A + 2 form B, 2 NO + 2 NC contacts



**Dimensions**



3 form A + 1 form B, 3 NO + 1 NC contacts



**Product code structure**

Typical product code **SR4 D 4 012**

|                            |  |
|----------------------------|--|
| <b>Type</b>                | <b>SR4</b> Relay with force guided contacts SR4  |
| <b>Contact arrangement</b> | <b>D</b> 2 form A + 2 form B contacts (2 NO + 2 NC)<br><b>M</b> 3 form A + 1 form B contacts (3 NO + 1 NC) |
| <b>Contact material</b>    | <b>4</b> AgSnO <sub>2</sub>  |
| <b>Coil</b>                | Coil code: please refer to coil versions table (e.g. 012=12VDC)<br>Other types on request                  |

**Force Guided Relay SR4 D/M** (Continued)

| Product code | Type  | Contact arrangement                             | Contact material   | Coil  | Part number                                     |                    |       |             |
|--------------|---|---|--------------------|---|---|--------------------|-------|-------------|
| SR4D4005     | 4 pole<br>relay with<br>force guided contacts | 2 form A + 2 form B,<br>2 NO + 2 NC<br>contacts | AgSnO <sub>2</sub> | 5VDC  | 7-1415054-1                                     |                    |       |             |
| SR4D4006     |   |   |                    | 6VDC  | 8-1415054-1                                     |                    |       |             |
| SR4D4009     |   |   |                    | 9VDC  | 9-1415054-1                                     |                    |       |             |
| SR4D4012     |   |   |                    | 12VDC   | 1415055-1                                       |                    |       |             |
| SR4D4018     |   |   |                    | 18VDC   | 1-1415055-1                                     |                    |       |             |
| SR4D4021     |   |   |                    | 21VDC   | 2-1415055-1                                     |                    |       |             |
| SR4D4024     |   |   |                    | 24VDC   | 3-1415055-1                                     |                    |       |             |
| SR4D4036     |   |   |                    | 36VDC   | 4-1415055-1                                     |                    |       |             |
| SR4D4040     |   |   |                    | 40VDC   | 5-1415055-1                                     |                    |       |             |
| SR4D4048     |   |   |                    | 48VDC   | 6-1415055-1                                     |                    |       |             |
| SR4D4060     |   |   |                    | 60VDC   | 7-1415055-1                                     |                    |       |             |
| SR4D4085     |   |   |                    | 85VDC   | 8-1415055-1                                     |                    |       |             |
| SR4D4110     |   |   |                    | 110VDC  | 9-1415055-1                                     |                    |       |             |
| SR4M4005     |   |   |                    | 3 form A + 1 form B,<br>3 NO + 1 NC<br>contacts | 3 form A + 1 form B,<br>3 NO + 1 NC<br>contacts | AgSnO <sub>2</sub> | 5VDC  | 5-1415053-1 |
| SR4M4006     |   |   |                    |   |   |                    | 6VDC  | 6-1415053-1 |
| SR4M4009     |   |   |                    |   |   |                    | 9VDC  | 7-1415053-1 |
| SR4M4012     |   |   |                    |   |   |                    | 12VDC | 8-1415053-1 |
| SR4M4018     | 18VDC   | 9-1415053-1                                     |                    |   |   |                    |       |             |
| SR4M4021     | 21VDC   | 1415054-1                                       |                    |   |   |                    |       |             |
| SR4M4024     | 24VDC   | 4-1415053-1                                     |                    |   |   |                    |       |             |
| SR4M4036     | 36VDC   | 1-1415054-1                                     |                    |   |   |                    |       |             |
| SR4M4040     | 40VDC   | 2-1415054-1                                     |                    |   |   |                    |       |             |
| SR4M4048     | 48VDC   | 3-1415054-1                                     |                    |   |   |                    |       |             |
| SR4M4060     | 60VDC   | 4-1415054-1                                     |                    |   |   |                    |       |             |
| SR4M4085     | 85VDC   | 5-1415054-1                                     |                    |   |   |                    |       |             |
| SR4M4110     | 110VDC  | 6-1415054-1                                     |                    |   |   |                    |       |             |

## Данный компонент на территории Российской Федерации

### Вы можете приобрести в компании MosChip.

Для оперативного оформления запроса Вам необходимо перейти по данной ссылке:

<http://moschip.ru/get-element>

Вы можете разместить у нас заказ для любого Вашего проекта, будь то серийное производство или разработка единичного прибора.

В нашем ассортименте представлены ведущие мировые производители активных и пассивных электронных компонентов.

Нашей специализацией является поставка электронной компонентной базы двойного назначения, продукции таких производителей как XILINX, Intel (ex.ALTERA), Vicor, Microchip, Texas Instruments, Analog Devices, Mini-Circuits, Amphenol, Glenair.

Сотрудничество с глобальными дистрибьюторами электронных компонентов, предоставляет возможность заказывать и получать с международных складов практически любой перечень компонентов в оптимальные для Вас сроки.

На всех этапах разработки и производства наши партнеры могут получить квалифицированную поддержку опытных инженеров.

Система менеджмента качества компании отвечает требованиям в соответствии с ГОСТ Р ИСО 9001, ГОСТ РВ 0015-002 и ЭС РД 009

### Офис по работе с юридическими лицами:

105318, г.Москва, ул.Щербаковская д.3, офис 1107, 1118, ДЦ «Щербаковский»

Телефон: +7 495 668-12-70 (многоканальный)

Факс: +7 495 668-12-70 (доб.304)

E-mail: [info@moschip.ru](mailto:info@moschip.ru)

Skype отдела продаж:

moschip.ru

moschip.ru\_4

moschip.ru\_6

moschip.ru\_9