

# MDA

## 1/4" x 1 1/4" Time-delay ceramic tube fuses



### Product features

- Time-delay
- Optional axial leads available
- 1/4" x 1-1/4" (6.35 x 31.75 mm) physical size
- Ceramic tube, nickel-plated brass endcap construction
- UL Listed product meets standard 248-14

### Agency information

- UL Listed Card: MDA 1/4 - 20 A (Guide JDYX, File E19180)
- UL Recognized Card: MDA 25 - 30 A (Guide JDYX2, File E19180)
- CSA Certification Card: MDA 1/4 - 20 A (Class No. 1422-01)
- CSA Component Acceptance: MDA 25-30 A (Class No. 1422-30)

### Environmental data

- Shock: 1 A thru 30 A – MIL-STD-202, Method 213, Test Condition J
- Vibration: 1/4 A thru 30 A – MIL-STD-202, Method 204, Test Condition C (Except 5 g, 500 Hz)

### Ordering

- Specify packaging, product and option code.

Electrical Characteristics		
Rated Current	Amp Rating	Opening Time
1/4 - 30 A	100%	None
	135%	60 minutes Max.
	200%	120 seconds Max.

Part Number	Voltage Rating		AC Interrupting Rating* (A)		DC Interrupting Rating (A) 125 V	Typical DC Cold Resistance** (Ω)	Typical Melting I <sup>2</sup> t† AC	Typical Voltage Drop‡
	Vac	Vdc	250 V	125 V				
	MDA-1/4-R	250	-	35				
MDA-1/2-R	250	-	35	10000	-	1.78	2.53	1.42
MDA-3/4-R	250	-	35	10000	-	0.82	8.58	1.31
MDA-1-R	250	-	35	10000	-	0.56	12.21	1.03
MDA-1-1/2-R	250	-	100	10000	-	0.2565	27.5	0.691
MDA-2-R	250	-	100	10000	-	0.17	70.4	0.623
MDA-2-1/2-R	250	-	200	10000	-	0.068	31.79	0.213
MDA-3-R	250	-	200	10000	-	0.0525	44.99	0.182
MDA-4-R	250	-	200	10000	-	0.03575	147.4	0.162
MDA-5-R	250	-	200	10000	-	0.0256	380.49	0.145
MDA-6-R	250	-	200	10000	-	0.02035	587.73	0.141
MDA-7-R	250	-	200	10000	-	0.0165	638.33	0.137
MDA-8-R	250	-	200	10000	-	0.013	1038.4	0.134
MDA-10-R	250	-	200	10000	-	0.00925	1620.43	0.135
MDA-12-R	250	-	750	10000	-	0.00755	125.18	0.128
MDA-15-R	250	-	750	10000	-	0.00565	336.82	0.107
MDA-20-R	250	125	1500	10000	10000	0.004065	483.45	0.095
MDA-25-R	250	125	1500	10000	10000	0.0031	734.69	0.105
MDA-30-R	250	125	1500	10000	10000	0.002465	1096.7	0.110

\* Interrupting Ratings (Measured at 70% - 80% power factor on AC. The interrupting ratings for 25 A, 30 A were measured at 90% - 100% power factor on AC) \*\*

DC Cold Resistance (Measured at <10% of rated current)

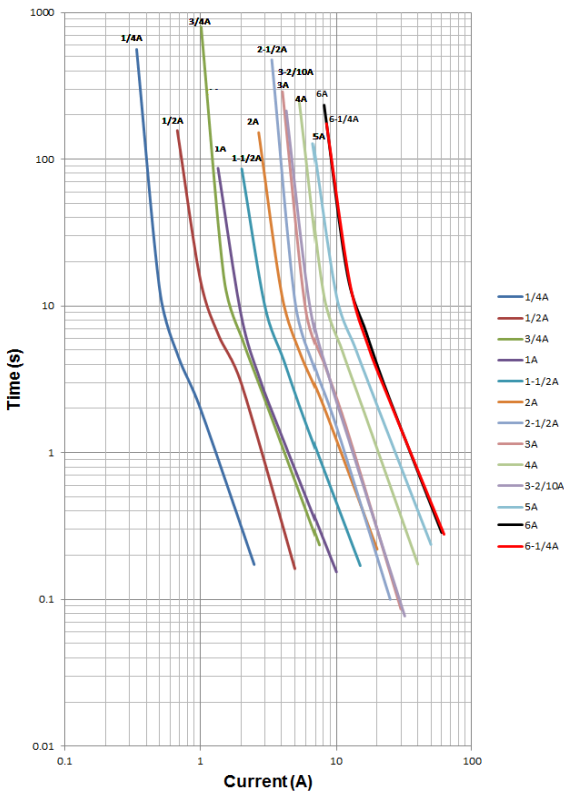
† Typical Melting I<sup>2</sup>t (A<sup>2</sup>sec) (I<sup>2</sup>t was measured at listed interrupting rating and rated voltage)

‡ Typical Voltage Drop (Voltage drop was measured at +25 °C ambient temperature at rated current)

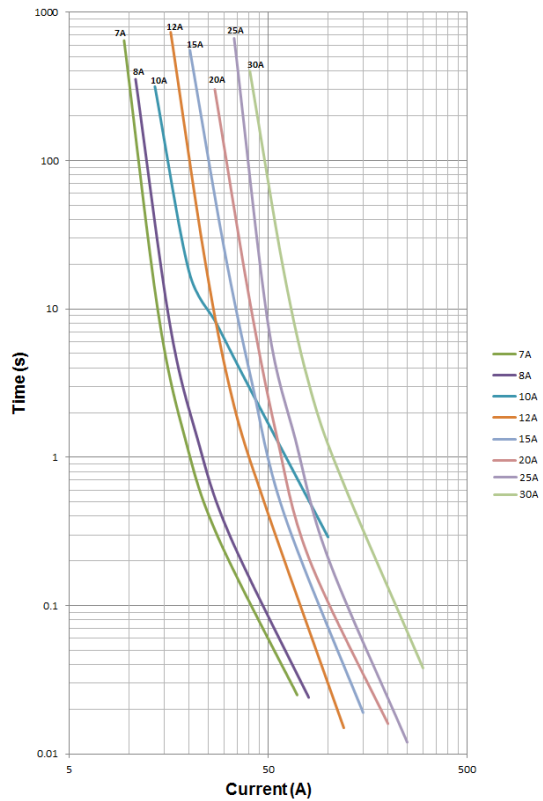


Powering Business Worldwide

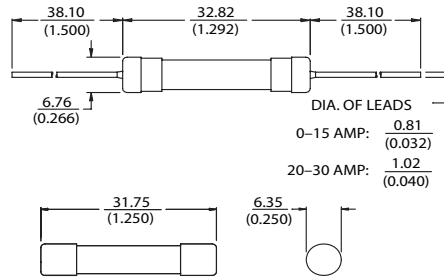
Time-Current Curves (1/4 A - 6 1/4 A)



Time-Current Curves (7 A - 30 A)



**Dimensions - mm (in)**  
Drawing Not to Scale



Packaging Code	
Packaging Code Prefix	Description
BK-	100 fuses packed into a cardboard carton

Option Code	
Option Code	Description
B	Sealed to withstand aqueous cleaning (Board Washable)
V	Axial leads - copper tinned wire with nickel plated brass overcaps

Life Support Policy: Eaton does not authorize the use of any of its products for use in life support devices or systems without the express written approval of an officer of the Company. Life support systems are devices which support or sustain life, and whose failure to perform, when properly used in accordance with instructions for use provided in the labeling, can be reasonably expected to result in significant injury to the user.

Eaton reserves the right, without notice, to change design or construction of any products and to discontinue or limit distribution of any products. Eaton also reserves the right to change or update, without notice, any technical information contained in this bulletin.

**Eaton**  
**Electronics Division**  
 1000 Eaton Boulevard  
 Cleveland, OH 44122  
 United States  
[www.eaton.com/electronics](http://www.eaton.com/electronics)

© 2017 Eaton  
 All Rights Reserved  
 Printed in USA  
 Publication No. 2002 BU-SB11875  
 July 2017

Eaton is a registered trademark.

All other trademarks are property of their respective owners.

## Данный компонент на территории Российской Федерации

### Вы можете приобрести в компании MosChip.

Для оперативного оформления запроса Вам необходимо перейти по данной ссылке:

<http://moschip.ru/get-element>

Вы можете разместить у нас заказ для любого Вашего проекта, будь то серийное производство или разработка единичного прибора.

В нашем ассортименте представлены ведущие мировые производители активных и пассивных электронных компонентов.

Нашей специализацией является поставка электронной компонентной базы двойного назначения, продукции таких производителей как XILINX, Intel (ex.ALTERA), Vicor, Microchip, Texas Instruments, Analog Devices, Mini-Circuits, Amphenol, Glenair.

Сотрудничество с глобальными дистрибьюторами электронных компонентов, предоставляет возможность заказывать и получать с международных складов практически любой перечень компонентов в оптимальные для Вас сроки.

На всех этапах разработки и производства наши партнеры могут получить квалифицированную поддержку опытных инженеров.

Система менеджмента качества компании отвечает требованиям в соответствии с ГОСТ Р ИСО 9001, ГОСТ РВ 0015-002 и ЭС РД 009

### Офис по работе с юридическими лицами:

105318, г.Москва, ул.Щербаковская д.3, офис 1107, 1118, ДЦ «Щербаковский»

Телефон: +7 495 668-12-70 (многоканальный)

Факс: +7 495 668-12-70 (доб.304)

E-mail: [info@moschip.ru](mailto:info@moschip.ru)

Skype отдела продаж:

moschip.ru

moschip.ru\_4

moschip.ru\_6

moschip.ru\_9