

MDA

1/4" x 1 1/4" Time-delay ceramic tube fuses



Product features

- Time-delay
- Optional axial leads available
- 1/4" x 1-1/4" (6.35 x 31.75 mm) physical size
- Ceramic tube, nickel-plated brass endcap construction
- UL Listed product meets standard 248-14

Agency information

- UL Listed Card: MDA 1/4 - 20 A (Guide JDYX, File E19180)
- UL Recognized Card: MDA 25 - 30 A (Guide JDYX2, File E19180)
- CSA Certification Card: MDA 1/4 - 20 A (Class No. 1422-01)
- CSA Component Acceptance: MDA 25-30 A (Class No. 1422-30)

Environmental data

- Shock: 1 A thru 30 A – MIL-STD-202, Method 213, Test Condition J
- Vibration: 1/4 A thru 30 A – MIL-STD-202, Method 204, Test Condition C (Except 5 g, 500 Hz)

Ordering

- Specify packaging, product and option code.

| Electrical Characteristics | | |
|----------------------------|------------|------------------|
| Rated Current | Amp Rating | Opening Time |
| 1/4 - 30 A | 100% | None |
| | 135% | 60 minutes Max. |
| | 200% | 120 seconds Max. |

| Part Number | Voltage Rating | | AC Interrupting Rating* (A) | | DC Interrupting Rating (A) 125 V | Typical DC Cold Resistance** (Ω) | Typical Melting I ² t† AC | Typical Voltage Drop‡ |
|-------------|----------------|-----|-----------------------------|-------|----------------------------------|----------------------------------|--------------------------------------|-----------------------|
| | Vac | Vdc | 250 V | 125 V | | | | |
| | MDA-1/4-R | 250 | - | 35 | | | | |
| MDA-1/2-R | 250 | - | 35 | 10000 | - | 1.78 | 2.53 | 1.42 |
| MDA-3/4-R | 250 | - | 35 | 10000 | - | 0.82 | 8.58 | 1.31 |
| MDA-1-R | 250 | - | 35 | 10000 | - | 0.56 | 12.21 | 1.03 |
| MDA-1-1/2-R | 250 | - | 100 | 10000 | - | 0.2565 | 27.5 | 0.691 |
| MDA-2-R | 250 | - | 100 | 10000 | - | 0.17 | 70.4 | 0.623 |
| MDA-2-1/2-R | 250 | - | 200 | 10000 | - | 0.068 | 31.79 | 0.213 |
| MDA-3-R | 250 | - | 200 | 10000 | - | 0.0525 | 44.99 | 0.182 |
| MDA-4-R | 250 | - | 200 | 10000 | - | 0.03575 | 147.4 | 0.162 |
| MDA-5-R | 250 | - | 200 | 10000 | - | 0.0256 | 380.49 | 0.145 |
| MDA-6-R | 250 | - | 200 | 10000 | - | 0.02035 | 587.73 | 0.141 |
| MDA-7-R | 250 | - | 200 | 10000 | - | 0.0165 | 638.33 | 0.137 |
| MDA-8-R | 250 | - | 200 | 10000 | - | 0.013 | 1038.4 | 0.134 |
| MDA-10-R | 250 | - | 200 | 10000 | - | 0.00925 | 1620.43 | 0.135 |
| MDA-12-R | 250 | - | 750 | 10000 | - | 0.00755 | 125.18 | 0.128 |
| MDA-15-R | 250 | - | 750 | 10000 | - | 0.00565 | 336.82 | 0.107 |
| MDA-20-R | 250 | 125 | 1500 | 10000 | 10000 | 0.004065 | 483.45 | 0.095 |
| MDA-25-R | 250 | 125 | 1500 | 10000 | 10000 | 0.0031 | 734.69 | 0.105 |
| MDA-30-R | 250 | 125 | 1500 | 10000 | 10000 | 0.002465 | 1096.7 | 0.110 |

* Interrupting Ratings (Measured at 70% - 80% power factor on AC. The interrupting ratings for 25 A, 30 A were measured at 90% - 100% power factor on AC) **

DC Cold Resistance (Measured at <10% of rated current)

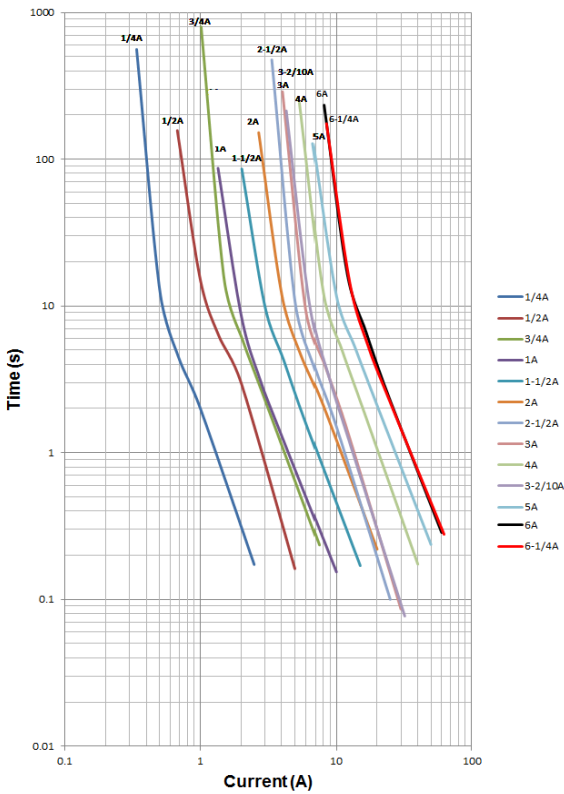
† Typical Melting I²t (A²sec) (I²t was measured at listed interrupting rating and rated voltage)

‡ Typical Voltage Drop (Voltage drop was measured at +25 °C ambient temperature at rated current)

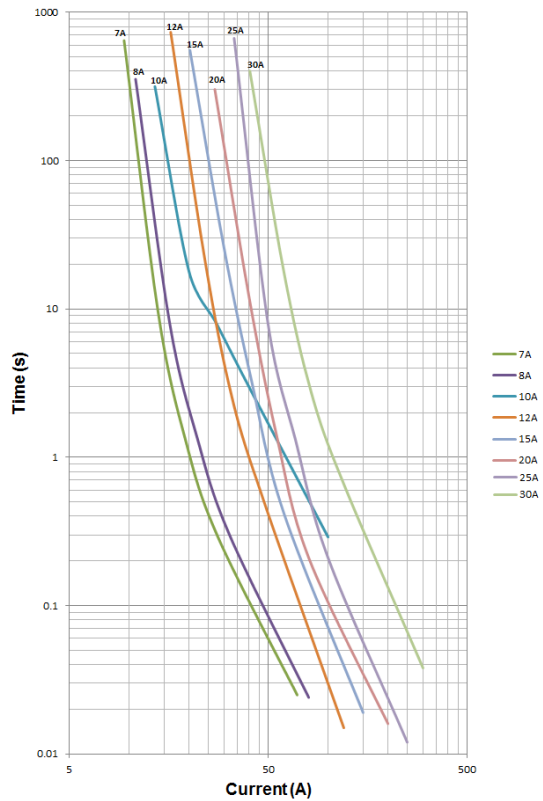


Powering Business Worldwide

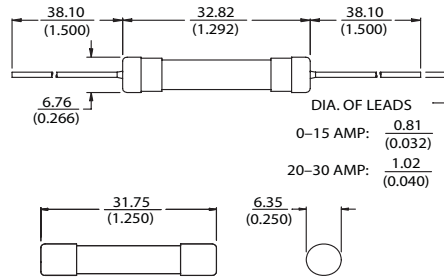
Time-Current Curves (1/4 A - 6 1/4 A)



Time-Current Curves (7 A - 30 A)



Dimensions - mm (in)
Drawing Not to Scale



| Packaging Code | |
|-----------------------|--|
| Packaging Code Prefix | Description |
| BK- | 100 fuses packed into a cardboard carton |

| Option Code | |
|-------------|--|
| Option Code | Description |
| B | Sealed to withstand aqueous cleaning (Board Washable) |
| V | Axial leads - copper tinned wire with nickel plated brass overcaps |

Life Support Policy: Eaton does not authorize the use of any of its products for use in life support devices or systems without the express written approval of an officer of the Company. Life support systems are devices which support or sustain life, and whose failure to perform, when properly used in accordance with instructions for use provided in the labeling, can be reasonably expected to result in significant injury to the user.

Eaton reserves the right, without notice, to change design or construction of any products and to discontinue or limit distribution of any products. Eaton also reserves the right to change or update, without notice, any technical information contained in this bulletin.

Eaton
Electronics Division
 1000 Eaton Boulevard
 Cleveland, OH 44122
 United States
www.eaton.com/electronics

© 2017 Eaton
 All Rights Reserved
 Printed in USA
 Publication No. 2002 BU-SB11875
 July 2017

Данный компонент на территории Российской Федерации

Вы можете приобрести в компании MosChip.

Для оперативного оформления запроса Вам необходимо перейти по данной ссылке:

<http://moschip.ru/get-element>

Вы можете разместить у нас заказ для любого Вашего проекта, будь то серийное производство или разработка единичного прибора.

В нашем ассортименте представлены ведущие мировые производители активных и пассивных электронных компонентов.

Нашей специализацией является поставка электронной компонентной базы двойного назначения, продукции таких производителей как XILINX, Intel (ex.ALTERA), Vicor, Microchip, Texas Instruments, Analog Devices, Mini-Circuits, Amphenol, Glenair.

Сотрудничество с глобальными дистрибьюторами электронных компонентов, предоставляет возможность заказывать и получать с международных складов практически любой перечень компонентов в оптимальные для Вас сроки.

На всех этапах разработки и производства наши партнеры могут получить квалифицированную поддержку опытных инженеров.

Система менеджмента качества компании отвечает требованиям в соответствии с ГОСТ Р ИСО 9001, ГОСТ РВ 0015-002 и ЭС РД 009

Офис по работе с юридическими лицами:

105318, г.Москва, ул.Щербаковская д.3, офис 1107, 1118, ДЦ «Щербаковский»

Телефон: +7 495 668-12-70 (многоканальный)

Факс: +7 495 668-12-70 (доб.304)

E-mail: info@moschip.ru

Skype отдела продаж:

moschip.ru

moschip.ru_4

moschip.ru_6

moschip.ru_9