



Series 204

Surface Mount Multi-Functional DIP Switch

- Coplanarity: 0.1mm/.004" maximum
- Enclosed actuators shield contacts from foreign particles throughout life of switch
- Available with SPST, SPDT, DPST, 3PST circuitry choices
- Optional top tape seal for board spray washing



Description

Integral terminal and contact molded into thermoset base provides electrostatic discharge protection rated to 22KV. Optimized gold plated contact design incorporates a dimple wiping interface for long-term contact corrosion resistance.

Ordering Information

Series	Number of Poles	Number of Throws	Number of Switch Positions	Actuator Height	Bottom Epoxy Seal	Top Tape Seal	Tape and Reel	Actuation Preset
204-	1	2	1	E	S	T	R	N

Code	No. of poles
Blank	For SPST
1	Single pole
2	Double poles
3	3 poles
4	4 poles

Code	Spec.
Blank	For SPST
1	Single throw
2	Double throws

Code	No. of switch positions
1	1 position
2	2 positions
3	3 positions
4	4 positions
5	5 positions
6	6 positions
7	7 positions
8	8 positions
9	9 positions
10	10 positions
12	12 positions

Code	Spec.
Blank	Standard (0.89mm/.035")
E	Extended (3.43mm/.135") (SPST only)
LP	Low profile (Flush) (SPST&SPDT only)

Code	Bottom epoxy seal
Blank	No epoxy seal
S	Epoxy seal

Code	Spec.
Blank	Ship at OFF position
N	Ship at ON position (SPST, DPST&3PST only)

Code	Spec.
Blank	Anti-static tube packaging
R	Tape and reel packaging (SPST, DPST&3PST only)

Code	Top tape seal
Blank	No top tape seal
T	Top tape seal (Not available for 7-position SPST DIP switch)

Notes: Contact CTS for other common features not listed.

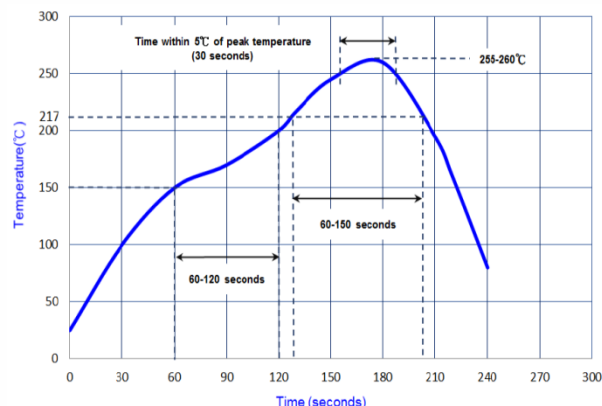
Electrical Specifications

Parameter	Conditions & Remarks	Min	Max	Unit
Circuit	SPST	2	12	positions
	SPDT	1	6	
	DPST	1	6	
	3PST	1	4	
Contact Resistance	Initial		50	milliohms
	At end of life		100	
Insulation Resistance	Between insulated terminals	1000		megohms
Dielectric Strength	500 VAC between adjacent switches		1	minute
Actuation Life	50mA @ 24 VDC		5,000	cycles
Switch Capacitance	Between adjacent closed switches		5.0	pF
Nonswitching Rating			100	mA
			50	VDC
Coplanarity			0.1	mm
			0.004	inch

Mechanical and Environmental

Soldering	Maximum reflow temperature, 250°C for 30 seconds
MSL	Level 1
RoHS	Lead-Free. Fully compliant to RoHS Directive 2011/65/EU
Shock	Per MIL-STD-202F, method 213B, condition A (50G's) with no contact inconsistencies greater than 1 microsecond
Vibration	Per MIL-STD-202F, method 204D, condition B (.06" or 15G's between 10 HZ to 2K HZ) with no contact inconsistencies greater than 1 microsecond
Seal	Bottom epoxy seal Top tape seal optional
Marking	Special side or top marking available-consult CTS
Packaging:	Standard anti-static tube packaging, optional tape and reel packaging
Operating Temperature Range	-40°C to +85°C
Storage Temperature Range	-55°C to +85°C

Soldering Profile



Mechanical Specifications

Figure 1 - SPST



DIMENSION: $\frac{\text{mm}}{\text{inch}}$

"A" Overall Dimension	No. of Switch Positions	Part No.
7.26 / .286	2	204-2
9.80 / .386	3	204-3
12.34 / .486	4	204-4
14.88 / .586	5	204-5
17.42 / .686	6	204-6
19.96 / .786	7	204-7
22.50 / .886	8	204-8
25.04 / .986	9	204-9
27.58 / 1.086	10	204-10
32.66 / 1.286	12	204-12

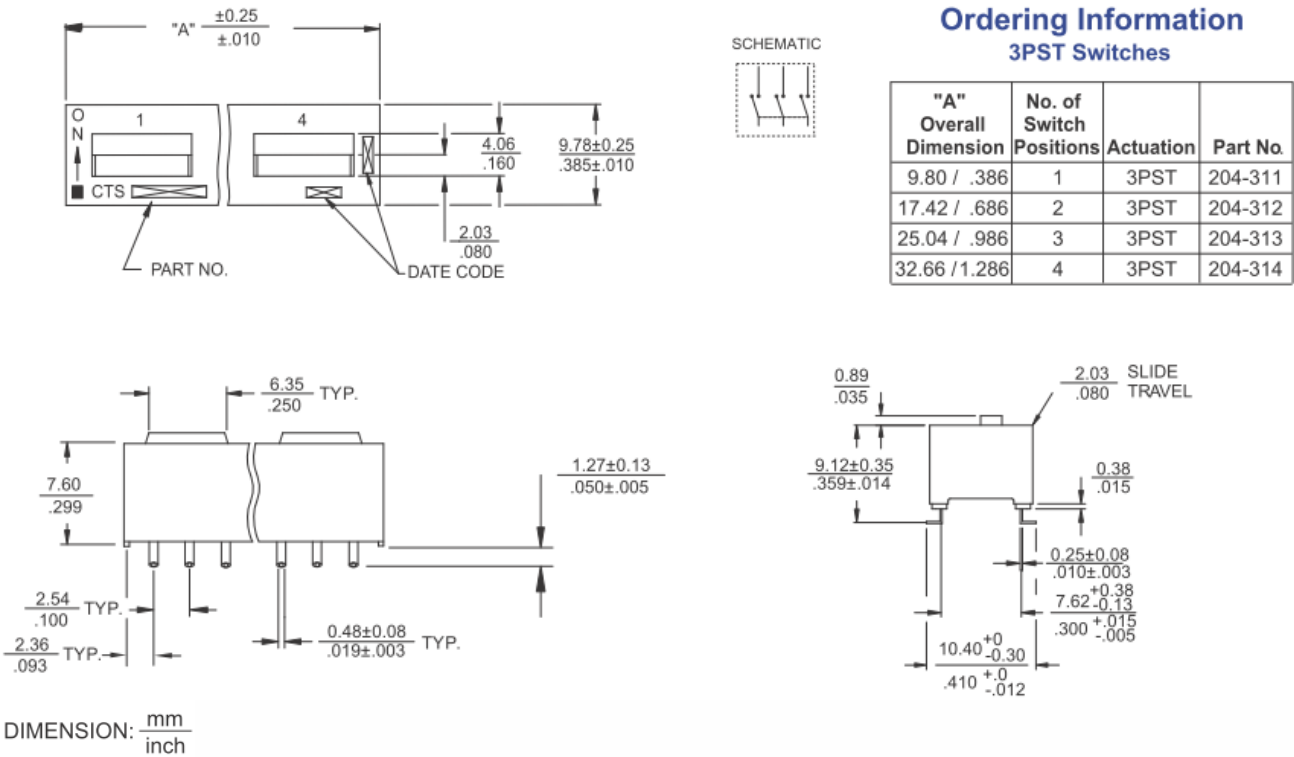
Figure 2 – SPDT/DPST



Ordering Information
SPDT/DPST Switches

"A" Overall Dimension	Number of Switch Positions	Actuation	Part No.
7.26 / .286	1	SPDT/DPST	204-121/204-211
12.34 / .486	2	SPDT/DPST	204-122/204-212
17.42 / .686	3	SPDT/DPST	204-123/204-213
22.50 / .886	4	SPDT/DPST	204-124/204-214
27.58 / 1.086	5	SPDT/DPST	204-125/204-215
32.66 / 1.286	6	SPDT/DPST	204-126/204-216

Figure 3 - 3PST



Ordering Information
3PST Switches

"A" Overall Dimension	No. of Switch Positions	Actuation	Part No.
9.80 / .386	1	3PST	204-311
17.42 / .686	2	3PST	204-312
25.04 / .986	3	3PST	204-313
32.66 / 1.286	4	3PST	204-314

Figure 4 – Low Profile Actuators (SPST&SPDT only)



Packing: Tape and Reel

Unit: mm

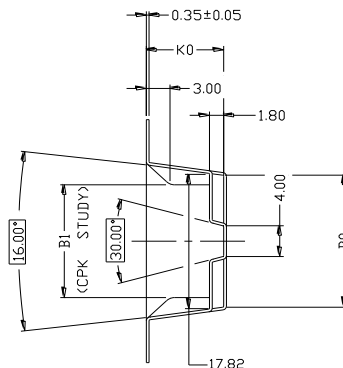
SW Section	Fig	Bo	W	F	S
2	I	7.15	24.0	11.50	-
3	I	9.69	24.0	11.50	-
4	I	12.23	24.0	11.50	-
5	II	14.81	32.0	14.20	28.4
6	II	17.35	32.0	14.20	28.4
8	II	22.40	44.0	20.20	40.4
12	II	32.56	44.0	20.20	40.4



FIG I



FIG II



SPECIFIED REEL PARTS DIMENSIONS:

Unit: mm

SW Section	W1	W2	W3
2~4	24.4	30.4 MAX.	23.9 MIN./27.4 MAX.
5~6	32.4	38.4 MAX.	31.9 MIN./35.4 MAX.
8	44.4	50.4 MAX.	43.9 MIN./47.4 MAX.
12	44.4	50.4 MAX.	43.9 MIN./47.4 MAX.

(SEE PICTURE FIG)



1. TAPE SPROCKET HOLE PITCH : $4.0 \pm 0.1\text{MM}$
 2. ALL SMT ASSEMBLING MACHINES WILL PICK-UP THE COMPONENT FROM THE POINT, WHICH
 3. IS LOCATED IN THE CENTRE OF TWO ADJACENT SPROCKET HOLES IN FEEDING DIRECTION. THIS MUST BE TAKEK INTO ACCOUNT WHEN DESIGNING THE LOCATION OF THE COMPONENT IN T&R POCKET.
 4. RECOMMENDED PART ORIENTATION IN TAPE & REEL POCKET.
- ORIENT SWITCH TERMINAL #1 TO THE SIDE OF ROUND SPROCKET HOLES, SEE PICTURE BELOW.



LENGTH OF TAPE

5. THERE SHALL BE A LEADER OF 390mm MINIMUM WHICH IS SEALED ONTO EMPTY CARRIER TAPE, SEE PICTURE BELOW.



Данный компонент на территории Российской Федерации

Вы можете приобрести в компании MosChip.

Для оперативного оформления запроса Вам необходимо перейти по данной ссылке:

<http://moschip.ru/get-element>

Вы можете разместить у нас заказ для любого Вашего проекта, будь то серийное производство или разработка единичного прибора.

В нашем ассортименте представлены ведущие мировые производители активных и пассивных электронных компонентов.

Нашей специализацией является поставка электронной компонентной базы двойного назначения, продукции таких производителей как XILINX, Intel (ex.ALTERA), Vicor, Microchip, Texas Instruments, Analog Devices, Mini-Circuits, Amphenol, Glenair.

Сотрудничество с глобальными дистрибьюторами электронных компонентов, предоставляет возможность заказывать и получать с международных складов практически любой перечень компонентов в оптимальные для Вас сроки.

На всех этапах разработки и производства наши партнеры могут получить квалифицированную поддержку опытных инженеров.

Система менеджмента качества компании отвечает требованиям в соответствии с ГОСТ Р ИСО 9001, ГОСТ РВ 0015-002 и ЭС РД 009

Офис по работе с юридическими лицами:

105318, г.Москва, ул.Щербаковская д.3, офис 1107, 1118, ДЦ «Щербаковский»

Телефон: +7 495 668-12-70 (многоканальный)

Факс: +7 495 668-12-70 (доб.304)

E-mail: info@moschip.ru

Skype отдела продаж:

moschip.ru

moschip.ru_4

moschip.ru_6

moschip.ru_9