



Main

Range of product	Harmony
Product or component type	Programmable receiver
Device short name	ZBRR
Product specific application	Interface to actuators
Function of module	Monostable Bi-stable Stop/start
Reset time	2 ms (time delay)
Transmission frequency	2405 MHz
Level or class	5M00G7W
Antenna type	Omnidirectional

Complementary

Nominal output current	0.3 Aat 48 V DCfor EN/IEC 60947-5-1 3 Aat 24 V DCfor UL 508 1.5 Aat 240 V ACfor EN/IEC 60947-5-1 3 Aat 120 V ACfor EN/IEC 60947-5-1 3 Aat 240 V ACfor UL 508 3 Aat 24 V DCfor CSA C22.2 No 14 3 Aat 240 V ACfor CSA C22.2 No 14
Output type	2 relays
Output contacts	2 C/O
Input output isolation	Galvanic isolation
Time delay range	0.5 s (tolerance: - 15...15 %)
Switching capacity in VA	1250 VA
Maximum switching current	5 mA
Maximum switching voltage	250 V AC/DC
[Us] rated supply voltage	24...240 V AC/DC 50/60 Hz - 10...10 %
Communication port protocol	Zigbee (green power) at 2.4 GHz conforming to IEEE 802.15.4
Maximum sensing distance	328.08 ft (100 m) (in free field) 82.02 ft (25 m) (transmitter in a plastic box type XAL D and receiver in a metal enclosure) 131.23 ft (40 m) (transmitter in box type XAL D, receiver in metal enclosure and use relay-antenna)
Response time	< 30 ms (after transmitter clicks)
Channels utilisation	<= 32 per receiver
Utilisation category	AC-15 : B300 conforming to EN/IEC 60947-5-1 DC-12 conforming to EN/IEC 60947-5-1
Power consumption in W	<= 4 W
Breaking capacity	15 W
Breaking capacity	750 VA
Control circuit frequency	50...60 Hz +/- 10 %
Short-circuit protection	0.4 A fuse fast blow
Operating position	Any position without derating
Electrical connection	1 conductor cable 0...0 in ² (0.14...2.5 mm ²) - AWG 26...AWG 14 - solid - without cable end conforming to IEC 60947-1 2 conductors cable 0...0 in ² (0.14...1.5 mm ²) - AWG 26...AWG 16 - solid - without cable end conforming to IEC 60947-1 1 conductor cable 0...0.01 in ² (0.14...4 mm ²) - AWG 26...AWG 12 - flexible - with cable end conforming to IEC 60947-1 2 conductors cable 0...0 in ² (0.14...1.5 mm ²) - AWG 26...AWG 16 - flexible - with cable end conforming to IEC 60947-1

The information provided in this documentation contains general descriptions and/or technical characteristics of the products contained herein. This documentation is not intended as a substitute for and is not to be used for determining suitability or reliability of these products for specific user applications. It is the duty of any such user or integrator to perform the appropriate and complete risk analysis, evaluation and testing of the products with respect to the relevant specific application or use thereof. Neither Schneider Electric Industries SAS nor any of its affiliates or subsidiaries shall be responsible or liable for misuse of the information contained herein.

Tightening torque	4.42...8.85 lbf.in (0.5...1 N.m) conforming to EN/IEC 60947-1
Housing material	Self-extinguishing plastic
Status LED	1 LED, color: green power ON 2 LEDs, color: green relay ON 2 LEDs, color: green function mode 1 LED, color: green and yellow reception signal
Mounting support	
Rated short-duration power frequency withstand voltage	1.5 kV 50 Hz conforming to EN/IEC 60947-5-1
[Uimp] rated impulse withstand voltage	4 kV
Surge withstand	1 kV (differential mode) conforming to IEC 61000-4-5 2 kV (common mode) conforming to IEC 61000-4-5
Max power consumption in W	1 mW
Number of channels	1
Modulation technique	O-QPSK
Bandwidth	5 MHz
Antenna gain	0 dBi
Width	1.42 in (36 mm)
Height	4.25 in (108 mm)
Depth	2.95 in (75 mm)
Product weight	0.29 lb(US) (0.13 kg)

Environment

standards	EN/IEC 60947-1 EN/IEC 60947-5-1 UL 508 CSA C22.2 No 14
radio agreement	RSS SRRC ICASA ANATEL ARIB T66 FCC
product certifications	CCC CSA C-Tick GOST UL
marking	CE
ambient air temperature for storage	-40...158 °F (-40...70 °C)
relative humidity	90 % at -4...131 °F (-20...55 °C) without condensation conforming to ETSI EN 300 440-1
vibration resistance	+/- 7.5 mm (f = 5...14 Hz) conforming to IEC 60068-2-6 2 gn (f = 8...150 Hz) conforming to IEC 60068-2-6
shock resistance	10 gn (duration = 16 ms) 6000 shocks conforming to IEC 60068-2-27
IP degree of protection	IP20 on casing conforming to IEC 60529 IP20 on terminals
pollution degree	2 conforming to IEC 60664-1
overvoltage category	II conforming to IEC 60664-1
insulation resistance	> 500 MOhmat 500 V DC conforming to NF C 20-030
[Uij] rated insulation voltage	250 V conforming to IEC 60664-1
electromagnetic compatibility	Immunity for industrial environments conforming to EN/IEC 61000-6-2 Conducted RF disturbances (test level: 10 V) conforming to IEC 61000-4-6 Immunity to microbreaks and voltage drops (test level: 10 ms) conforming to IEC 61000-4-11 Conducted emission conforming to EN 300-489-1 Conducted and radiated emissions , class B conforming to CISPR 22 Electrostatic discharge immunity test (test level: 8 kV) in free air (in insulating parts) conforming to IEC 61000-4-2 Electrostatic discharge immunity test (test level: 6 kV) on contact (on metal parts) conforming to IEC 61000-4-2 Susceptibility to electromagnetic fields (test level: 10 V/m) 80...2000 MHz conforming to IEC 61000-4-3 Susceptibility to electromagnetic fields (test level: 3 V/m) 80...2700 MHz, distance = 20 m conforming to IEC 61000-4-3 Electrical fast transient/burst immunity test (test level: 2 kV) relay wires conforming to

IEC 61000-4-4
 Electrical fast transient/burst immunity test (test level: 2 kV) power supply wires conforming to IEC 61000-4-4
 1.2/50 µs shock waves immunity test (test level: 1 kV) differential mode conforming to IEC 61000-4-5
 1.2/50 µs shock waves immunity test (test level: 2 kV) common mode conforming to IEC 61000-4-5
 Radiated emission conforming to ETSI EN 300 440-1
 Conducted emission conforming to ETSI EN 300 489-3
 Radiated emission conforming to ETSI EN 300 440-2

electrical durability	100000 cycles
mechanical durability	1000000 cycles

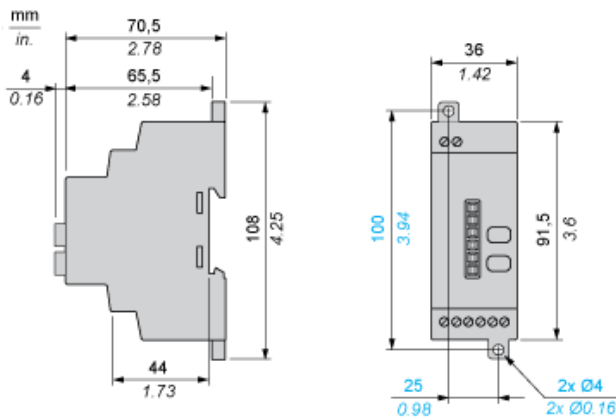
Offer Sustainability

Green Premium product	Green Premium product
Compliant - since 1142 - Schneider Electric declaration of conformity	Compliant - since 1142 - Schneider Electric declaration of conformity
Reference not containing SVHC above the threshold	Reference not containing SVHC above the threshold
Available	Available
Available	Available
WARNING: This product can expose you to chemicals including:	WARNING: This product can expose you to chemicals including:
Nickel compounds, which is known to the State of California to cause cancer, and	Nickel compounds, which is known to the State of California to cause cancer, and
Di-isodecyl phthalate (DIDP), which is known to the State of California to cause birth defects or other reproductive harm.	Di-isodecyl phthalate (DIDP), which is known to the State of California to cause birth defects or other reproductive harm.
For more information go to www.p65warnings.ca.gov	For more information go to www.p65warnings.ca.gov

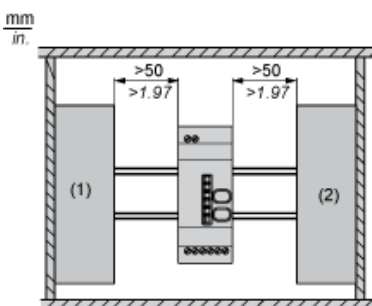
Contractual warranty

Warranty period	18 months
-----------------	-----------

Programmable Receiver

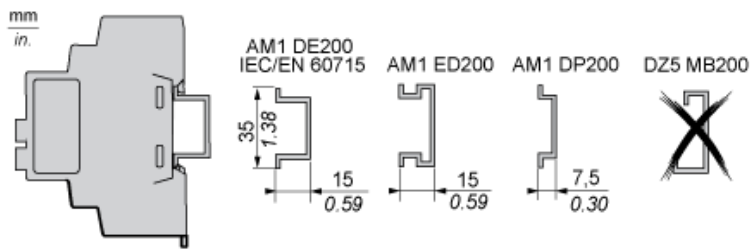


Receiver Clearance

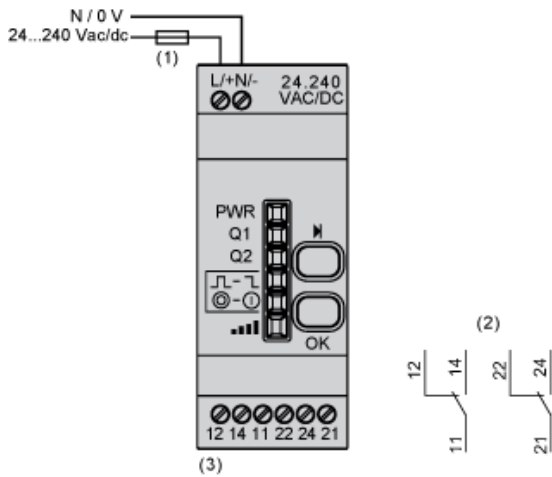


- (1) Drive
- (2) Power Supply or PLC

Receiver Mounting



Programmable Receiver



- (1) 500 mA
- (2) Output contacts
- (3) $I_{max} = 3 \text{ A}$

Данный компонент на территории Российской Федерации

Вы можете приобрести в компании MosChip.

Для оперативного оформления запроса Вам необходимо перейти по данной ссылке:

<http://moschip.ru/get-element>

Вы можете разместить у нас заказ для любого Вашего проекта, будь то серийное производство или разработка единичного прибора.

В нашем ассортименте представлены ведущие мировые производители активных и пассивных электронных компонентов.

Нашей специализацией является поставка электронной компонентной базы двойного назначения, продукции таких производителей как XILINX, Intel (ex.ALTERA), Vicor, Microchip, Texas Instruments, Analog Devices, Mini-Circuits, Amphenol, Glenair.

Сотрудничество с глобальными дистрибьюторами электронных компонентов, предоставляет возможность заказывать и получать с международных складов практически любой перечень компонентов в оптимальные для Вас сроки.

На всех этапах разработки и производства наши партнеры могут получить квалифицированную поддержку опытных инженеров.

Система менеджмента качества компании отвечает требованиям в соответствии с ГОСТ Р ИСО 9001, ГОСТ РВ 0015-002 и ЭС РД 009

Офис по работе с юридическими лицами:

105318, г.Москва, ул.Щербаковская д.3, офис 1107, 1118, ДЦ «Щербаковский»

Телефон: +7 495 668-12-70 (многоканальный)

Факс: +7 495 668-12-70 (доб.304)

E-mail: info@moschip.ru

Skype отдела продаж:

moschip.ru

moschip.ru_4

moschip.ru_6

moschip.ru_9