

TDM / TDMH / TDML SERIES

Delay-on-Make Timer



*8-pin models UL listed when used in combination with P1011-6 socket only.



8-PIN

Description

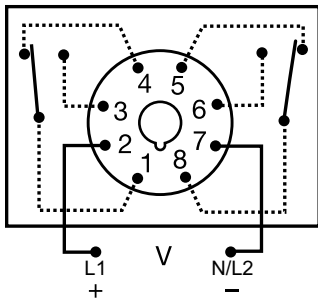
The TDM/TDMH/TDML Series is a delay-on-make timer that combines accurate digital circuitry with isolated, DPDT relay contacts in an industry standard 8-pin plug-in package. DIP switch adjustment allows precise selection of the time delay over the full time delay range. The TDM/TDMH/TDML Series is the product of choice for custom control panel and OEM designers.

Operation (Delay-on-Make)

Upon application of input voltage, the time delay begins. The output is de-energized before and during the time delay. At the end of the time delay, the output relay energizes and remains energized until input voltage is removed.

Reset: Removing input voltage resets the time delay and output.

Wiring Diagram



Relay contacts are isolated.

Features & Benefits

| FEATURES | BENEFITS |
|---|--|
| Wide delay range (0.1s to 2.8h) | User selectable via DIP switches for fine tuning to individual applications. |
| Microcontroller based | Repeat Accuracy +/- 0.1% |
| Dip switch adjustment | Provides first time setting accuracy of +/-2% |
| Setting accuracy +/-2% | Provides flexibility for use in most applications |
| LED indication | Provides visual indication of time delay status |
| Isolated 10A, DPDT output contacts | Allows control of loads for AC or DC voltages |

Accessories



BZ1 Front Panel Mount Kit

Provides an easy method of through-the-panel mounting of 8- or 11-pin plug-in timers, flashers, and other controls.



NDS-8 Octal 8-pin Socket

8-pin 35mm DIN rail or surface mount. Surface mounted with two #6 screws or snaps onto a 35 mm DIN rail. Uses PSC8 hold-down clips.



PSC8 or PSC11 Hold-down Clips

Securely mounts plug-in controls in any position. Provides protection against vibration. Use PSC8 with NDS-8 Octal Socket or PSC11 with NDS-11 Socket. Sold in sets of two.



P1011-6 Octal Socket for UL listing*

8-pin surface mount socket with binder head screw terminals. Rated 10A @ 600VAC.



C103PM (AL) DIN Rail

35 mm aluminum DIN rail available in a 36 in. (91.4 cm) length.

Ordering Information

| MODEL | INPUT VOLTAGE | DELAY RANGE |
|-----------|---------------|---------------------------------|
| TDM120AL | 120VAC | 1 - 1023s in 1s increments |
| TDM12DL | 12VDC | 1 - 1023s in 1s increments |
| TDM230AL | 230VAC | 1 - 1023s in 1s increments |
| TDM24AL | 24VAC | 1 - 1023s in 1s increments |
| TDM24DL | 24VDC/28VDC | 1 - 1023s in 1s increments |
| TDMH120AL | 120VAC | 10 - 10230s in 10s increments |
| TDMH24AL | 24VAC | 10 - 10230s in 10s increments |
| TDML110DL | 110VDC | 0.1 - 102.3s in 0.1s increments |
| TDML120AL | 120VAC | 0.1 - 102.3s in 0.1s increments |
| TDML12DL | 12VDC | 0.1 - 102.3s in 0.1s increments |
| TDML24DL | 24VDC/28VDC | 0.1 - 102.3s in 0.1s increments |

If you don't find the part you need, call us for a custom product 800-843-8848

TDM / TDMH / TDML SERIES

Specifications

Time Delay

| | |
|-------------------------|---|
| Type | Digital integrated circuitry |
| Range* | 0.1 - 102.3s in 0.1s increments 1 - 1023s in 1s increments 10 - 10,230s in 10s increments |
| Repeat Accuracy | ±0.1% or 20ms, whichever is greater |
| Setting Accuracy | ±2% or 50ms, whichever is greater |
| Reset Time | ≤ 50ms |
| Recycle Time | During Timing - TDMH: ≤ 500ms TDM, TDML: ≤ 300ms |

Time Delay vs. Temperature & Voltage

| | |
|------------------|---|
| Indicator | ±2% LED glows during timing; relay is de-energized |
|------------------|---|

Input

| | |
|----------------|--|
| Voltage | 12, 24, or 110 VDC; 24, 120, or 230VAC |
|----------------|--|

Tolerance

| | |
|-----------------------------|------------|
| 12VDC & 24VDC/AC | -15% - 20% |
|-----------------------------|------------|

| | |
|----------------------------|------------|
| 110VAC/DC to 230VAC | -20% - 10% |
|----------------------------|------------|

| | |
|--------------------------|----------|
| AC Line Frequency | 50/60 Hz |
|--------------------------|----------|

| | |
|--------------------------|---------|
| Power Consumption | ≤ 2.25W |
|--------------------------|---------|

Output

| | |
|-------------|-------------------------|
| Type | Electromechanical relay |
|-------------|-------------------------|

| | |
|-------------|------|
| Form | DPDT |
|-------------|------|

| | |
|---------------|--|
| Rating | 10A resistive @ 120/240VAC & 28VDC; 1/3 hp @ 120/240VAC |
|---------------|--|

Life

| | |
|-------------------|---|
| Protection | Mechanical - 1 x 10 ⁷ ; Electrical - 1 x 10 ⁶ |
|-------------------|---|

| | |
|-----------------|---|
| Polarity | DC units are reverse polarity protected |
|-----------------|---|

| | |
|--------------------------|-----------------------------|
| Isolation Voltage | ≥ 1500V RMS input to output |
|--------------------------|-----------------------------|

Mechanical

| | |
|-----------------|----------------|
| Mounting | Plug-in socket |
|-----------------|----------------|

| | |
|-------------------|--|
| Dimensions | H 81.3 mm (3.2"); W 60.7 mm (2.39"); D 45.2 mm (1.78") |
|-------------------|--|

Termination

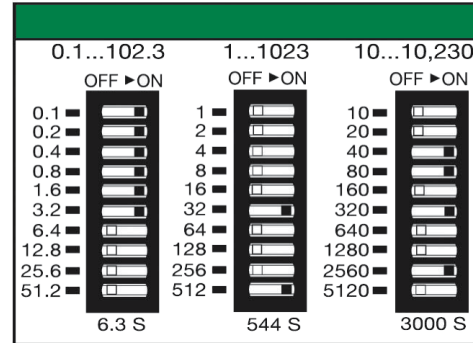
| | |
|----------------------|---------------------|
| Environmental | Octal 8-pin plug-in |
|----------------------|---------------------|

| | |
|--------------------------------------|-----------------------------|
| Operating/Storage Temperature | -20° to 65°C / -30° to 85°C |
|--------------------------------------|-----------------------------|

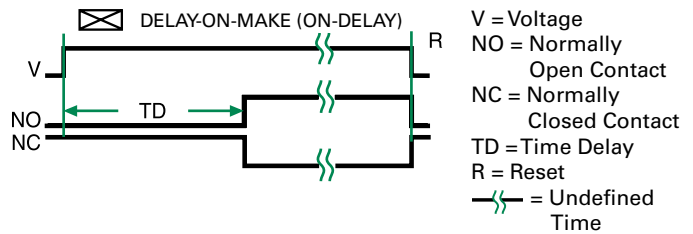
| | |
|---------------|----------------|
| Weight | ≈ 6 oz (170 g) |
|---------------|----------------|

*For CE approved applications, power must be removed from the unit when a switch position is changed.

Binary Switch Operation



Function Diagram



Данный компонент на территории Российской Федерации

Вы можете приобрести в компании MosChip.

Для оперативного оформления запроса Вам необходимо перейти по данной ссылке:

<http://moschip.ru/get-element>

Вы можете разместить у нас заказ для любого Вашего проекта, будь то серийное производство или разработка единичного прибора.

В нашем ассортименте представлены ведущие мировые производители активных и пассивных электронных компонентов.

Нашей специализацией является поставка электронной компонентной базы двойного назначения, продукции таких производителей как XILINX, Intel (ex.ALTERA), Vicor, Microchip, Texas Instruments, Analog Devices, Mini-Circuits, Amphenol, Glenair.

Сотрудничество с глобальными дистрибьюторами электронных компонентов, предоставляет возможность заказывать и получать с международных складов практически любой перечень компонентов в оптимальные для Вас сроки.

На всех этапах разработки и производства наши партнеры могут получить квалифицированную поддержку опытных инженеров.

Система менеджмента качества компании отвечает требованиям в соответствии с ГОСТ Р ИСО 9001, ГОСТ РВ 0015-002 и ЭС РД 009

Офис по работе с юридическими лицами:

105318, г.Москва, ул.Щербаковская д.3, офис 1107, 1118, ДЦ «Щербаковский»

Телефон: +7 495 668-12-70 (многоканальный)

Факс: +7 495 668-12-70 (доб.304)

E-mail: info@moschip.ru

Skype отдела продаж:

moschip.ru

moschip.ru_4

moschip.ru_6

moschip.ru_9