235 Series, 5 x 20 mm, Fast-Acting Fuse

Description

5x20mm fast-acting glass body cartridge fuse designed to UL specification.

Features

- Designed to UL/CSA/ ANCE 248 Standard
- Available in cartridge and axial lead format
- RoHS compliant and lead-free

Applications

Used as supplementary protection in appliance or utilization equipment to provide individual protection for components or internal circuits.

Agency Approvals

Agency	Agency File Number	Ampere Range
	Cartridge Certificates: NBK290502-E10480 G NBK290502-E10480 I Leaded Certificates: NBK290502-E10480 H NBK290502-E10480 J	1A – 5A 6A & 7A 1A – 5A 6A & 7A
	Certificates: SU05001 – 3007 SU05001 – 2002 SU05001 – 2003	100mA – 400mA 500mA – 3A 4A – 6A
	Listed File: E10480 Guide No: JDYX	100mA - 7A
	File No: 029862 Certificate Class No: LR1422-01	100mA – 3A 4A – 6A
		100mA – 7A

Electrical Characteristics for Series

% of Ampere Rating	Ampere Rating	Opening Time
100%	100mA – 7A	4 hours, Minimum
135%		1 hour, Maximum
200%		5 seconds, Maximum

© 2009 Littelfuse, Inc.
Specifications are subject to change without notice.
Please refer to www.littelfuse.com/series/235.html for current information.

Electrical Characteristic Specifications by Item

Amp Code	Amp Rating (A)	Voltage Rating (V)	Interrupting Rating	Nominal Cold Resistance (Ohms)	Nominal Melting I^2t (A^2 sec)	Agency Approvals				
						CE	UL	CSA	PSE	KC
.100	0.1	250	35A@250Vac, 10000A@125Vac	8.4000	0.00312	x	x	x		x
.125	0.125	250		5.7500	0.00273	x	x	x		x
.200	0.2	250		3.1500	0.00867	x	x	x		x
.250	0.25	250		2.2500	0.01660	x	x	x		x
.300	0.3	250		1.6000	0.03215	x	x	x		x
.400	0.4	250		1.750	0.05845	x	x	x		x
.500	0.5	250		0.4265	0.06915	x	x	x		x
.600	0.6	250		0.3195	0.11200	x	x	x		x
.700	0.7	250		0.2625	0.15600	x	x	x		x
.800	0.8	250		0.1920	0.25300	x	x	x		x
001.	1	250	100A@250Vac, 10000A@125Vac	0.1530	0.46750	x	x	x	x	x
1.25	1.25	250		0.1055	1.08500	x	x	x	x	x
01.6	1.6	250		0.0758	2.02500	x	x	x	x	x
002.	2	250		0.0603	2.64500	x	x	x	x	x
02.5	2.5	250		0.0437	5.44500	x	x	x	x	x
003.	3	250		0.0347	8.39500	x	x	x	x	x
03.5	3.5	250		0.0331	17.14000	x	x		x	
004.	4	125	10000@125Vac	0.0246	17.14000	x	x	x	x	x
005.	5	125		0.0184	27.41000	x	x	x	x	x
006.	6	125		0.0148	47.32500	x	x	x	x	x
007.	7	125		0.0157	64.81500	x	x		x	

Temperature Rerating Curve

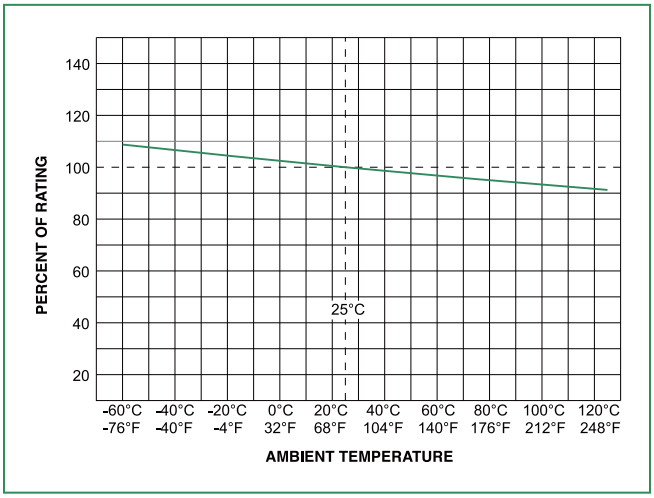

Average Time Current Curves

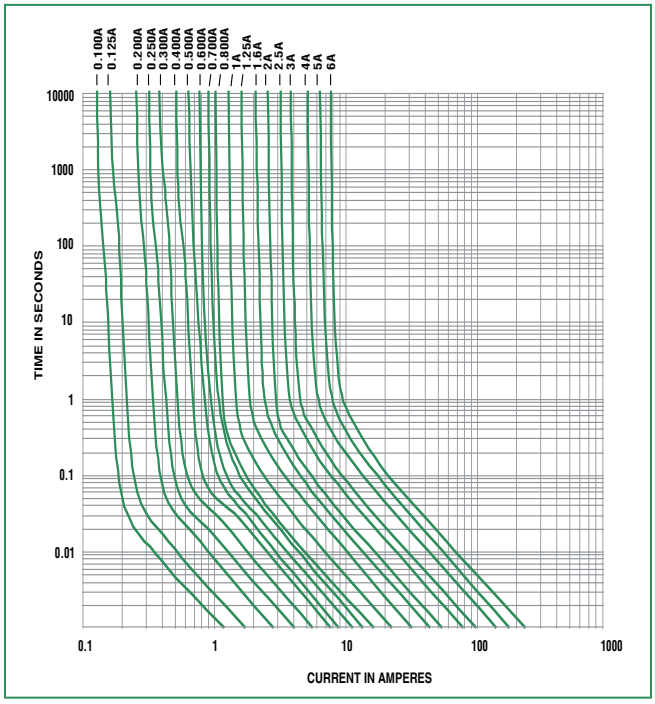

Please contact Littelfuse for details on T-C curve for 7A rating

© 2009 Littelfuse, Inc.
Specifications are subject to change without notice.
Please refer to www.littelfuse.com/series/235.html for current information.

Soldering Parameters - Wave Soldering

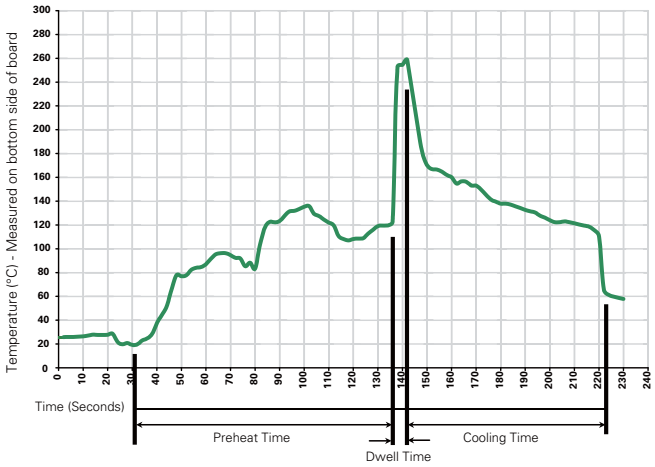

Recommended Process Parameters:

Wave Parameter	Lead-Free Recommendation
Preheat: (Depends on Flux Activation Temperature)	(Typical Industry Recommendation)
Temperature Minimum:	100° C
Temperature Maximum:	150° C
Preheat Time:	60-180 seconds
Solder Pot Temperature:	260° C Maximum
Solder Dwell Time:	2-5 seconds

Recommended Hand-Solder Parameters:

Solder Iron Temperature: 350° C +/- 5°C
Heating Time: 5 seconds max.

Note: These devices are not recommended for IR or Convection Reflow process.

Product Characteristics

Materials	Body: Glass Cap: Nickel–plated brass Leads: Tin–plated Copper
Terminal Strength	MIL-STD-202G, Method 211A. Test Condition A
Solderability	Reference IEC 60127 Second Edition 2003-01 Annex A
Product Marking	Cap 1: Brand logo, current and voltage rating Cap 2: Series and agency approval markings
Packaging	Available in Bulk (M=1000 pcs/pkg) or on Tape/Reel (MRET1=1000 pcs/reel)

Operating Temperature	–55°C to +125°C
Thermal Shock	MIL-STD-202G, Method 107G, Test Condition B: (5 cycles –65°C + 125°C)
Vibration	MIL-STD-202G, Method 201A
Humidity	MIL-STD-202G, Method 103B, Test Condition A high RH (95%) and elevated temperature (40° C) for 240 hours
Salt Spray	MIL-STD-202G, Method 101D, Test Condition B

© 2009 Littelfuse, Inc.
Specifications are subject to change without notice.
Please refer to www.littelfuse.com/series/235.html for current information.

Littelfuse®
Expertise Applied | Answers Delivered

Dimensions

0235000P

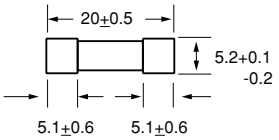

0235.100 **XEP**
to
0235.400 **XEP**

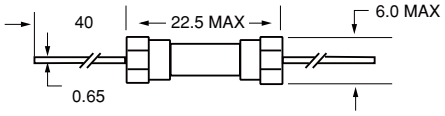

0235.500 **XEP**
to
0235006**.XEP**

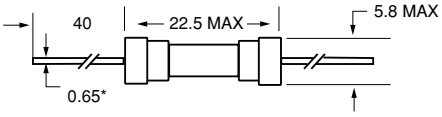

All dimensions in mm

Notes:
* Ratings above 6.3A
ø0.8 mm dia lead

Part Numbering System

0235 xxxx M X E P

Series

Amp Code
Refer to Amp Code column of Electrical Characteristics Table

Quantity Code
M = 1000

Packaging Code
X = Filler

Option Code
E = Axial Leaded

Lead-free

Packaging

Packaging Option	Packaging Specification	Quantity	Quantity & Packaging Code	Taping Width
235 Series				
Bulk	N/A	1000	MX	N/A
Bulk	N/A	1000	MXE	N/A
Reel and Tape	EIA 296-E	1000	MRET1	T1=52mm (2.062")
Bulk	N/A	1000	MXB	N/A
Bulk	N/A	100	HX	N/A
Bulk	N/A	100	HXE	N/A

© 2009 Littelfuse, Inc.
Specifications are subject to change without notice.
Please refer to www.littelfuse.com/series/235.html for current information.

Общество с ограниченной ответственностью «МосЧип» ИНН 7719860671 / КПП 771901001
Адрес: 105318, г.Москва, ул.Щербаковская д.3, офис 1107

Данный компонент на территории Российской Федерации

Вы можете приобрести в компании MosChip.

Для оперативного оформления запроса Вам необходимо перейти по данной ссылке:

http://moschip.ru/get-element

Вы можете разместить у нас заказ для любого Вашего проекта, будь то серийное производство или разработка единичного прибора.

В нашем ассортименте представлены ведущие мировые производители активных и пассивных электронных компонентов.

Нашей специализацией является поставка электронной компонентной базы двойного назначения, продукции таких производителей как XILINX, Intel (ex.ALTERA), Vicor, Microchip, Texas Instruments, Analog Devices, Mini-Circuits, Amphenol, Glenair.

Сотрудничество с глобальными дистрибьюторами электронных компонентов, предоставляет возможность заказывать и получать с международных складов практически любой перечень компонентов в оптимальные для Вас сроки.

На всех этапах разработки и производства наши партнеры могут получить квалифицированную поддержку опытных инженеров.

Система менеджмента качества компании отвечает требованиям в соответствии с ГОСТ Р ИСО 9001, ГОСТ РВ 0015-002 и ЭС РД 009

Офис по работе с юридическими лицами:

105318, г.Москва, ул.Щербаковская д.3, офис 1107, 1118, ДЦ «Щербаковский»

Телефон: +7 495 668-12-70 (многоканальный)

Факс: +7 495 668-12-70 (доб.304)

E-mail: info@moschip.ru

Skype отдела продаж:
moschip.ru
moschip.ru_4
moschip.ru_6
moschip.ru_9