


PTVA035002EV

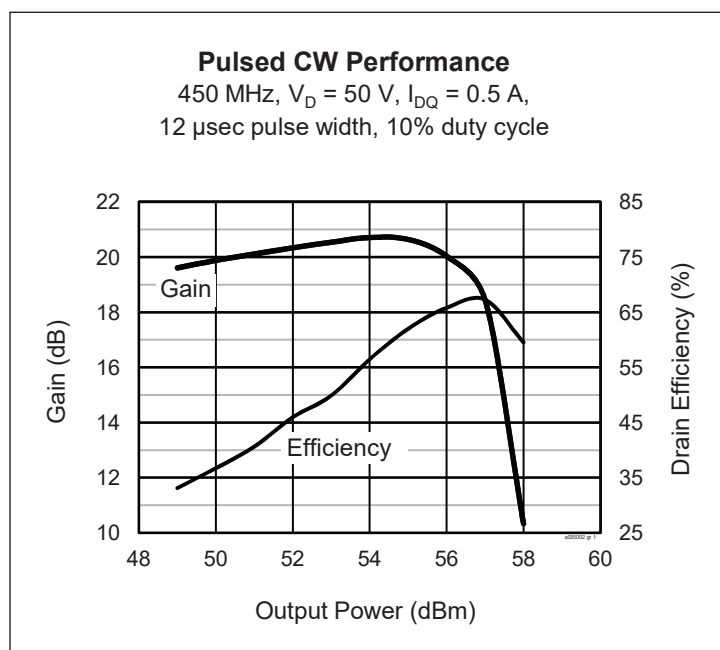
Thermally-Enhanced High Power RF LDMOS FET 500 W, 50 V, 390 – 450 MHz

Description

The PTVA035002EV LDMOS FET is designed for use in power amplifier applications in the 390 MHz to 450 MHz frequency band. Features include high gain and thermally-enhanced package with bolt-down flange. Manufactured with Wolfspeed's advanced LDMOS process, this device provides excellent thermal performance and superior reliability.



PTVA035002EV
Package H-36275-4



Features

- Unmatched input and output
- High gain and efficiency
- Integrated ESD protection
- Human Body Model Class 2 (per ANSI/ESDA/ JEDEC JS-001)
- Low thermal resistance
- Pb-free and RoHS-compliant
- Capable of withstanding a 13:1 load mismatch at 57 dBm under pulsed conditions: 12 μsec pulse width, 10% duty cycle

RF Characteristics

Pulsed CW Class AB Characteristics (not subject to production test, verified by design/characterization in Wolfspeed test fixture)

$V_{DD} = 50\text{ V}$, $I_{DQ} = 0.5\text{ A}$, $P_{OUT} = 500\text{ W}$, $f = 450\text{ MHz}$, 12 μsec pulse width, 10% duty cycle

Characteristic	Symbol	Min	Typ	Max	Unit
Gain	G_{ps}	—	18	—	dB
Drain Efficiency	η_D	—	64	—	%

All published data at $T_{CASE} = 25^\circ\text{C}$ unless otherwise indicated

ESD: Electrostatic discharge sensitive device—observe handling precautions!

RF Characteristics

Pulsed CW Characteristics (tested in Wolfspeed test fixture)

$V_{DD} = 50\text{ V}$, $V_{GS} = 2.9\text{ V}$, $I_{DQ} = 0.0\text{ A}$, $P_{OUT} = 500\text{ W}$, $f = 450\text{ MHz}$, 12 μsec pulse width, 10% duty cycle

Characteristic	Symbol	Min	Typ	Max	Unit
Gain	G_{ps}	14.75	15.5	—	dB
Drain Efficiency	ρ_D	63	66	—	%

DC Characteristics (each side)

Characteristic	Conditions	Symbol	Min	Typ	Max	Unit
Drain-Source Breakdown Voltage	$V_{GS} = 0\text{ V}$, $I_{DS} = 10\text{ mA}$	$V_{(BR)DSS}$	105	—	—	V
Drain Leakage Current	$V_{DS} = 50\text{ V}$, $V_{GS} = 0\text{ V}$	I_{DSS}	—	—	1.0	μA
	$V_{DS} = 105\text{ V}$, $V_{GS} = 0\text{ V}$	I_{DSS}	—	—	10.0	μA
On-State Resistance	$V_{GS} = 10\text{ V}$, $V_{DS} = 0.1\text{ V}$	$R_{DS(on)}$	—	0.1	—	Ω
Operating Gate Voltage	$V_{DS} = 50\text{ V}$, $I_{DQ} = 600\text{ mA}$	V_{GS}	—	3.70	—	V
Gate Leakage Current	$V_{GS} = 10\text{ V}$, $V_{DS} = 0\text{ V}$	I_{GSS}	—	—	1.0	μA

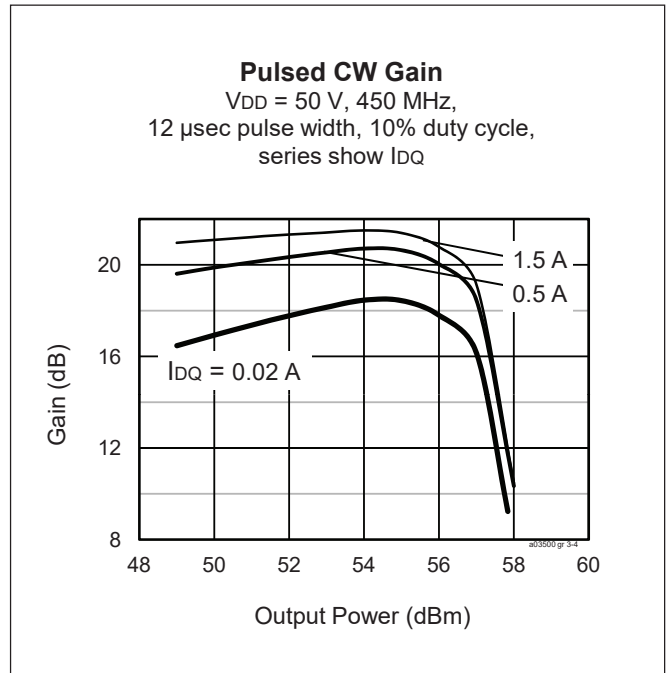
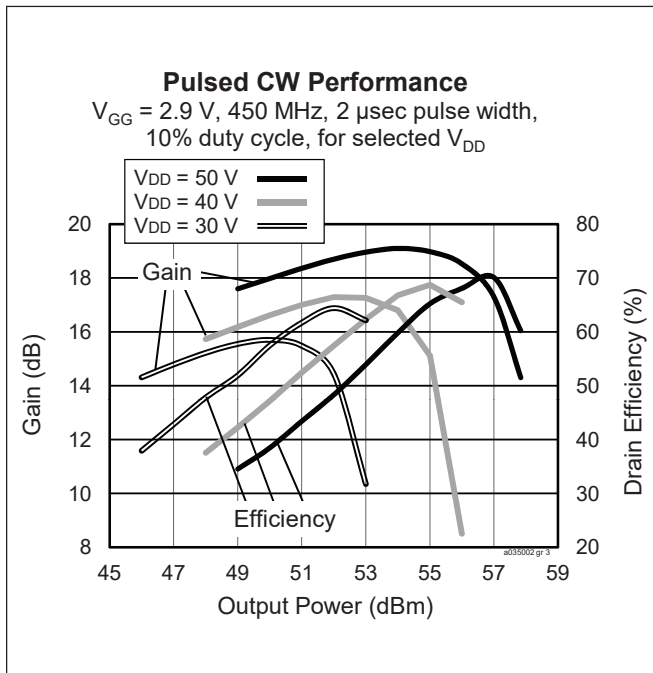
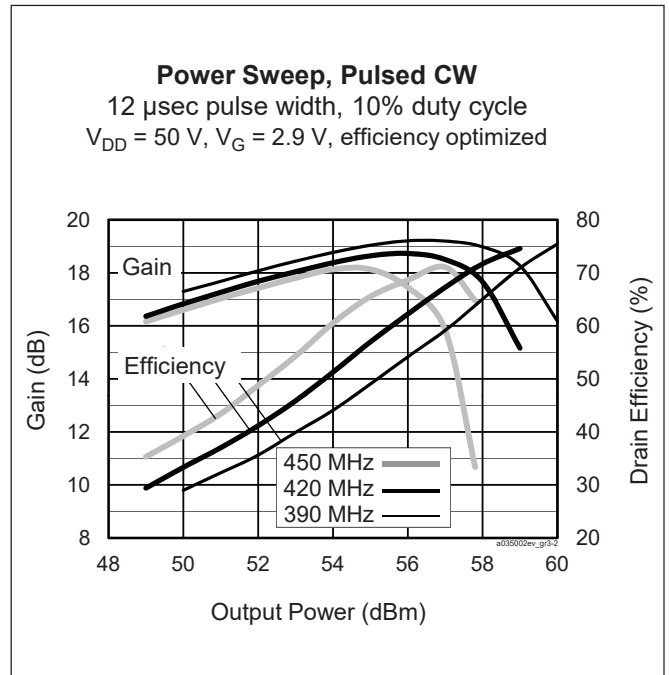
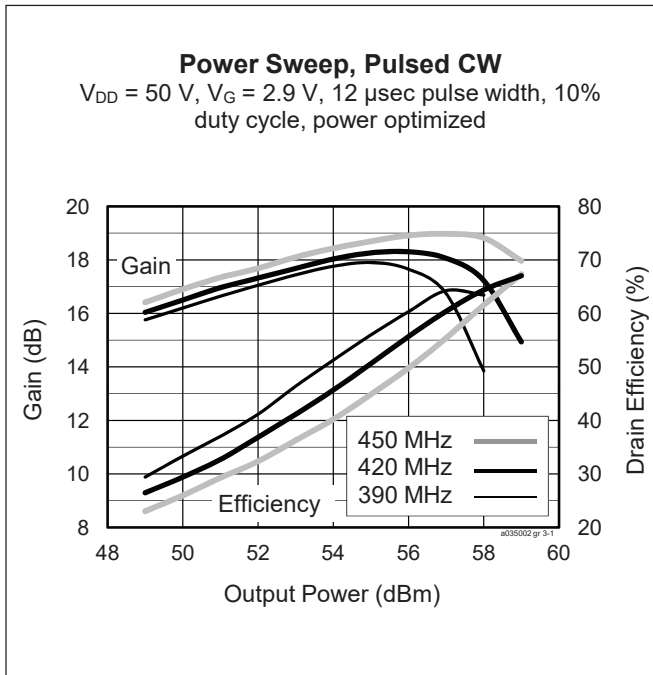
Maximum Ratings

Parameter	Symbol	Value	Unit
Drain-Source Voltage	V_{DSS}	105	V
Gate-Source Voltage	V_{GS}	-6 to +12	V
Operating Voltage	V_{DD}	0 to +55	V
Junction Temperature	T_J	225	$^{\circ}\text{C}$
Storage Temperature Range	T_{STG}	-65 to +150	$^{\circ}\text{C}$
Thermal Resistance ($T_{CASE} = 70^{\circ}\text{C}$, 300 W CW)	$R_{\theta JC}$	0.20	$^{\circ}\text{C/W}$

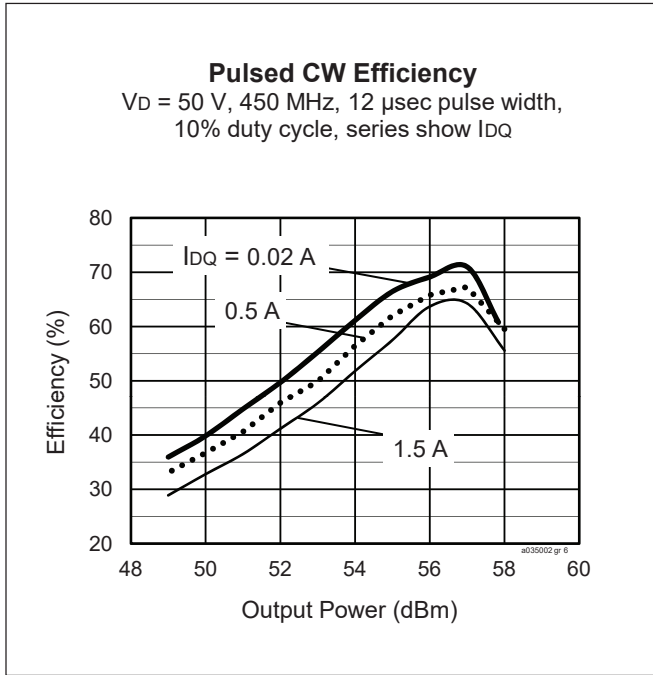
Ordering Information

Type and Version	Order Code	Package Description	Shipping
PTVA035002EV V1 R0	PTVA035002EV-V1-R0	H-36275-4, bolt-down	Tape & Reel, 50pcs
PTVA035002EV V1 R250	PTVA035002EV-V1-R250	H-36275-4, bolt-down	Tape & Reel, 250pcs

Typical Performance (data taken in production test fixture)

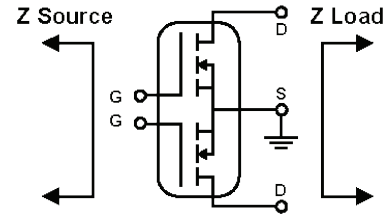


Typical Performance (cont.)

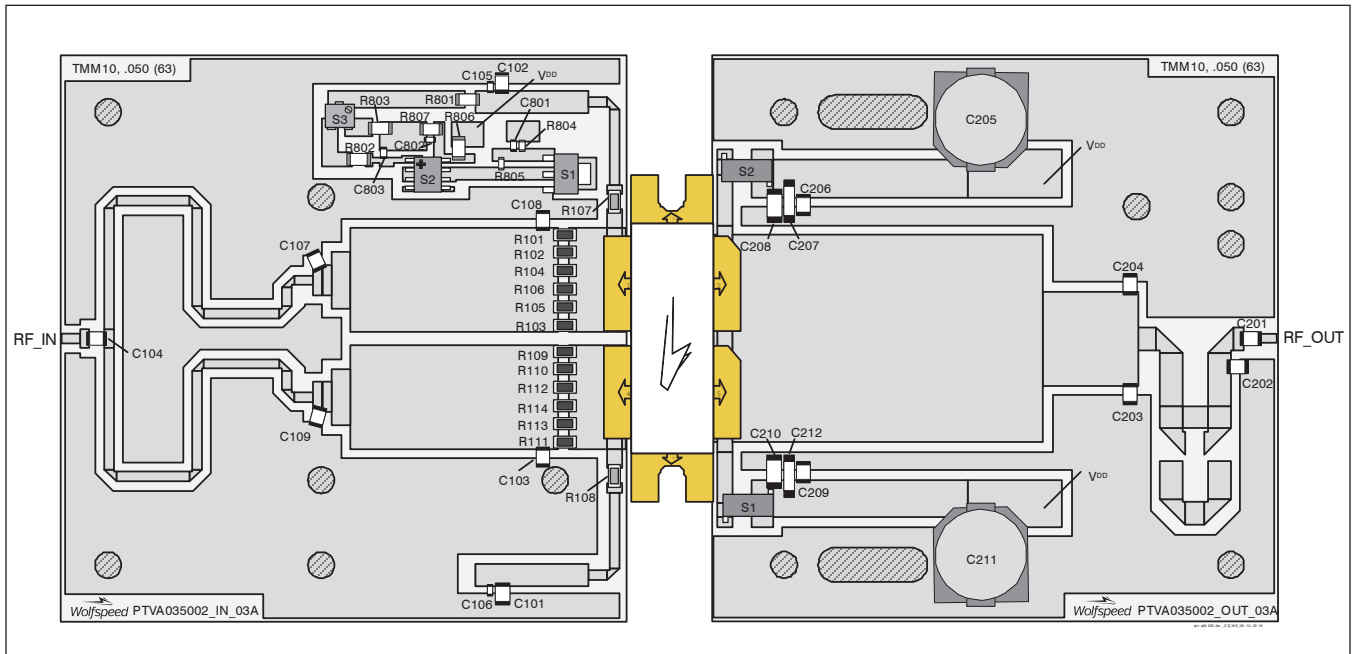


Broadband Circuit Impedance

Frequency MHz	Z Source Ω		Z Load Ω	
	R	jX	R	jX
390	1.28	-0.12	1.80	-2.22
405	1.35	0.18	1.86	-1.91
420	1.43	0.48	1.92	-1.62
435	1.54	0.76	1.98	-1.35
450	1.67	1.04	2.02	-1.11



Reference Circuit, 390 – 450 MHz



Reference circuit assembly diagram (not to scale)*

Find Gerber files for this test fixture on the WolfSpeed Web site at www.wolfspeed.com/RF

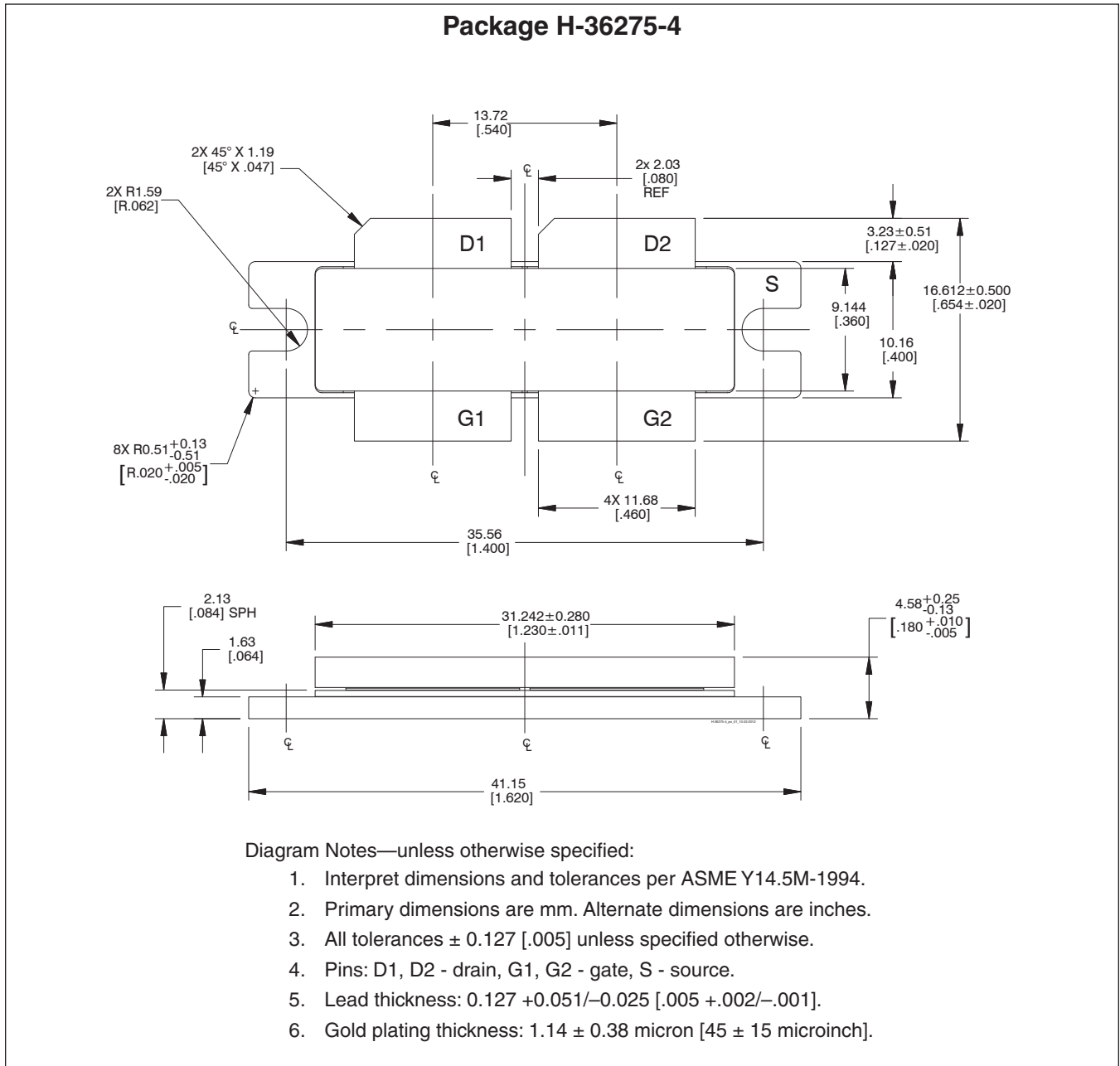
Reference Circuit (cont.)**Reference Circuit Assembly**

DUT	PTVA035002EV
Test Fixture Part No.	LTN/PTVA035002EV
PCB	Rogers TMM10, 1.27 mm [0.050"] thick, 2 oz. copper, $\epsilon_r = 9.2$

Components Information

Component	Description	Suggested Manufacturer	P/N
Input			
C101, C102, C104	Capacitor, 300 pF	ATC	ATC100B301KW200X
C103, C108	Capacitor, 20 pF	ATC	ATC100B200KW500X
C105, C106, C801, C802, C803	Capacitor, 1000 pF	Panasonic Electronic Components	ECJ-1VB1H102K
C107, C109	Capacitor, 6.2 pF	ATC	ATC100B6R2CT500X
R101, R102, R103, R104, R105, R106, R109, R110, R111, R112, R113, R114	Resistor, 5.6 Ω	Panasonic Electronic Components	ERJ-8GEYJ5R6V
R107, R108	Resistor, 1000 Ω	Panasonic Electronic Components	ERJ-8GEYJ102V
R801	Resistor, 100 Ω	Panasonic Electronic Components	ERJ-8GEYJ101V
R802	Resistor, 2000 Ω	Panasonic Electronic Components	ERJ-8GEYJ202V
R803	Resistor, 3600 Ω	Panasonic Electronic Components	ERJ-8GEYJ362V
R804	Resistor, 1300 Ω	Panasonic Electronic Components	ERJ-3GEYJ132V
R805	Resistor, 1200 Ω	Panasonic Electronic Components	ERJ-3GEYJ122V
R806	Resistor, 2400 Ω	Panasonic Electronic Components	ERJ-8GEYJ242V
R807	Resistor, 6200 Ω	Panasonic Electronic Components	ERJ-8GEYJ622V
S1	Transistor	Infineon Technologies	BCP56
S2	Voltage regulator	Texas Instruments	LM7805
S3	Potentiometer	Bourns Inc.	3224W-1-202E
Output			
C201, C206, C209	Capacitor, 300 pF	ATC	ATC100B301KW200X
C202	Capacitor, 3 pF	ATC	ATC100B3R0CW500X
C203, C204	Capacitor, 4.3 pF	ATC	ATC100B4R3CW500X
C205, C211	Capacitor, 100 μ F	United Chemi-Con	EMVE101ARA101MKE0S
C207, C212	Capacitor, 10 μ F	TDK Corporation	C5750X7S2A106M230KB
C208, C210	Capacitor, 2.2 μ F	TDK Corporation	C4532X7R2A225K230KA
S1, S2	Inductor, 17.5 nH	Coilcraft	B06TGLB

Package Outline Specifications



Revision History

Revision	Date	Data Sheet Type	Page	Subjects (major changes since last revision)
01	2010-10-07	Advance	All	Data Sheet reflects advance specification for product development
02	2010-12-09	Advance	1, 2	Added ESD and VSWR information and revised conditions of test, Revise conditions of test.
03	2011-04-28	Preliminary	All	Convert to Preliminary Data Sheet, adding performance graphs, substantiating some characterizations.
04	2012-02-24	Production	All 4 – 9	Convert to final Data Sheet for production-released product. Add impedance data, Add reference circuit
05.1	2016-04-19	Production	1, 2	Added ESD rating, updated ordering information
05.2	2016-06-08	Production	2	Updated ordering information to include R250
05.3	2017-02-02	Production	2	Added operating voltage and updated junction temperature
06	2018-06-12	Production	All	Converted to Wolfspeed Data Sheet

For more information, please contact:

4600 Silicon Drive
Durham, North Carolina, USA 27703
www.wolfspeed.com/RF

Sales Contact
RFSales@wolfspeed.com

RF Product Marketing Contact
RFMarketing@wolfspeed.com
919.407.7816

Notes

Disclaimer

Specifications are subject to change without notice. Cree, Inc. believes the information contained within this data sheet to be accurate and reliable. However, no responsibility is assumed by Cree for any infringement of patents or other rights of third parties which may result from its use. No license is granted by implication or otherwise under any patent or patent rights of Cree. Cree makes no warranty, representation or guarantee regarding the suitability of its products for any particular purpose. “Typical” parameters are the average values expected by Cree in large quantities and are provided for information purposes only. These values can and do vary in different applications and actual performance can vary over time. All operating parameters should be validated by customer’s technical experts for each application. Cree products are not designed, intended or authorized for use as components in applications intended for surgical implant into the body or to support or sustain life, in applications in which the failure of the Cree product could result in personal injury or death or in applications for planning, construction, maintenance or direct operation of a nuclear facility.

Данный компонент на территории Российской Федерации

Вы можете приобрести в компании MosChip.

Для оперативного оформления запроса Вам необходимо перейти по данной ссылке:

<http://moschip.ru/get-element>

Вы можете разместить у нас заказ для любого Вашего проекта, будь то серийное производство или разработка единичного прибора.

В нашем ассортименте представлены ведущие мировые производители активных и пассивных электронных компонентов.

Нашей специализацией является поставка электронной компонентной базы двойного назначения, продукции таких производителей как XILINX, Intel (ex.ALTERA), Vicor, Microchip, Texas Instruments, Analog Devices, Mini-Circuits, Amphenol, Glenair.

Сотрудничество с глобальными дистрибьюторами электронных компонентов, предоставляет возможность заказывать и получать с международных складов практически любой перечень компонентов в оптимальные для Вас сроки.

На всех этапах разработки и производства наши партнеры могут получить квалифицированную поддержку опытных инженеров.

Система менеджмента качества компании отвечает требованиям в соответствии с ГОСТ Р ИСО 9001, ГОСТ РВ 0015-002 и ЭС РД 009

Офис по работе с юридическими лицами:

105318, г.Москва, ул.Щербаковская д.3, офис 1107, 1118, ДЦ «Щербаковский»

Телефон: +7 495 668-12-70 (многоканальный)

Факс: +7 495 668-12-70 (доб.304)

E-mail: info@moschip.ru

Skype отдела продаж:

moschip.ru

moschip.ru_4

moschip.ru_6

moschip.ru_9