



## Features

- Balanced TRIGARD®
- Approximately 8 mm diameter, 11 mm long
- UL recognized
- Custom configurations available
- High surge current rating
- Stable breakdown throughout life
- RoHS compliant\* version available

## Applications

- Telecommunications
- Industrial electronics
- Commercial electronics
- Consumer electronics
- Automotive, aircraft, military electronics

## 2026 Series - 3-Pole Gas Discharge Tube

### Characteristics

Test Methods per ITU-T (CCITT) K.12, IEEE C62.31, RUS PE-80, Telcordia GR 1361

Characteristic	Model No.						
	2026-07	2026-09	2026-15	2026-20	2026-23	2026-25	2026-26
DC Sparkover $\pm 20\%$ @ 100 V/s	75 V	90 V	150 V	200 V	230 V	250 V	260V <sup>1</sup>
Impulse Sparkover							
100 V/ $\mu$ s	275 V	275 V	350 V	425 V	450 V	475 V	475 V
1000 V/ $\mu$ s	700 V	600 V	575 V	625 V	650 V	700 V	700 V

Characteristic	Model No.					
	2026-30	2026-35	2026-40	2026-42	2026-47	2026-60
DC Sparkover $\pm 20\%$ @ 100 V/s	300 V	350 V	400 V	420 V	470 V	600 V
Impulse Sparkover						
100 V/ $\mu$ s	500 V	625 V	675 V	725 V	800 V	925 V
1000 V/ $\mu$ s	775 V	875 V	925 V	1000 V	1100 V	1250 V

Impulse Transverse Delay.....	1000 V/ $\mu$ s.....	< 75 ns
Insulation Resistance .....	100 V (50 V for Model 2026-07 & 2026-09).....	> $10^{10} \Omega$
Glow Voltage .....	10 mA.....	~ 70 V
Arc Voltage .....	1A.....	~ 10 V
Glow-Arc Transition Current .....		< 0.5 A
Capacitance .....	1 MHz.....	< 2 pF
DC Holdover Voltage <sup>2</sup> .....	>135 V, (52 V for Model 2026-07 & 2026-09,.....	< 150 ms
	80 V for Model 2026-15)	
Impulse Discharge Current.....	40000 A, 8/20 $\mu$ s <sup>3</sup> .....	1 operation minimum
	20000 A, 8/20 $\mu$ s.....	> 10 operations
	5000 A, 10/350 $\mu$ s .....	1 operation
	1000 A, 10/1000 $\mu$ s .....	> 400 operations
Alternating Discharge Current .....	130 Arms, 11 cycles <sup>3</sup> .....	1 operation minimum
	20 Arms, 1 s.....	> 10 operations
Operation and Storage Temperature.....		-40 to +90 °C
Climatic Category (IEC 60068-1).....		40/ 90/ 21

Optional Switch-Grade Fail-short device available.

### Notes:

- **UL recognized component, UL File E153537.**
- Model number marking on tube: 26-xxx V.
- The rated discharge current for TRIGARD® Gas Discharge Tubes is the total current equally divided between each line to ground.
- Sparkover limits after life  $\pm 25\%$ , IR  $> 10^8 \Omega$  (-25 %, +30 % for Model 2026-07, 2026-09 and 2026-60).
- Line to Line voltage is approximately 1.8 to 2 times the stated Line to Ground breakdown voltage.
- At delivery AQL 0.65 Level II, DIN ISO 2859

<sup>1</sup> Tube meets BT requirement Type 14 A/1 (210-310 V).

<sup>2</sup> Network applied.

<sup>3</sup> DC Sparkover may exceed  $\pm 25\%$  after discharge, but will continue to protect without venting.

\*RoHS Directive 2002/95/EC Jan 27, 2003 including Annex.

Specifications are subject to change without notice.

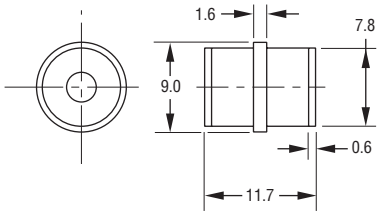
Customers should verify actual device performance in their specific applications.

# 2026 Series - 3-Pole Gas Discharge Tube

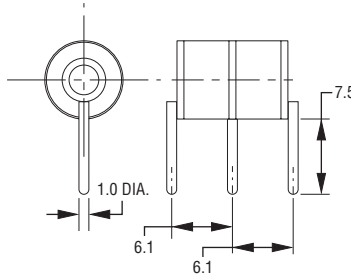
**BOURNS®**

**Product Dimensions (additional lead form configurations available upon request)**

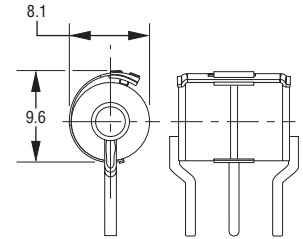
**2026-XX-A**



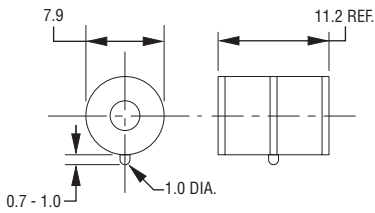
**2026-XX-C4**



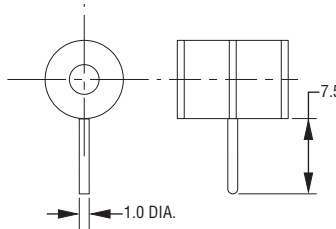
**FAIL-SHORT CONFIGURATION  
2026-XX-C2F SHOWN**



**2026-XX-A1**

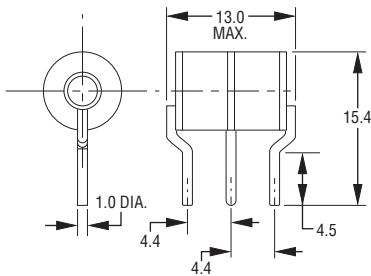


**2026-XX-C8**

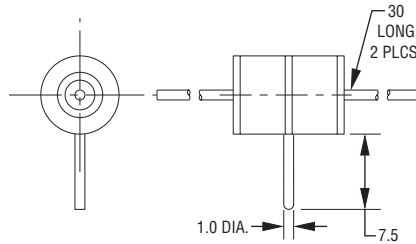


DIMENSIONS: MILLIMETERS  
UNITS WITH LEADS ARE BASED ON THE  
2026-XX-A1 BODY.

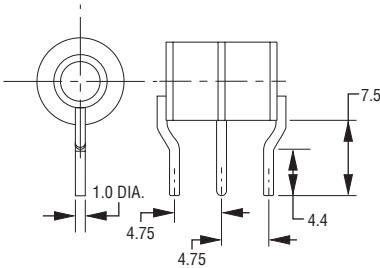
**2026-XX-C2**



**2026-XX-C  
1.0 mm dia. lead wire**



**2026-XX-C3**



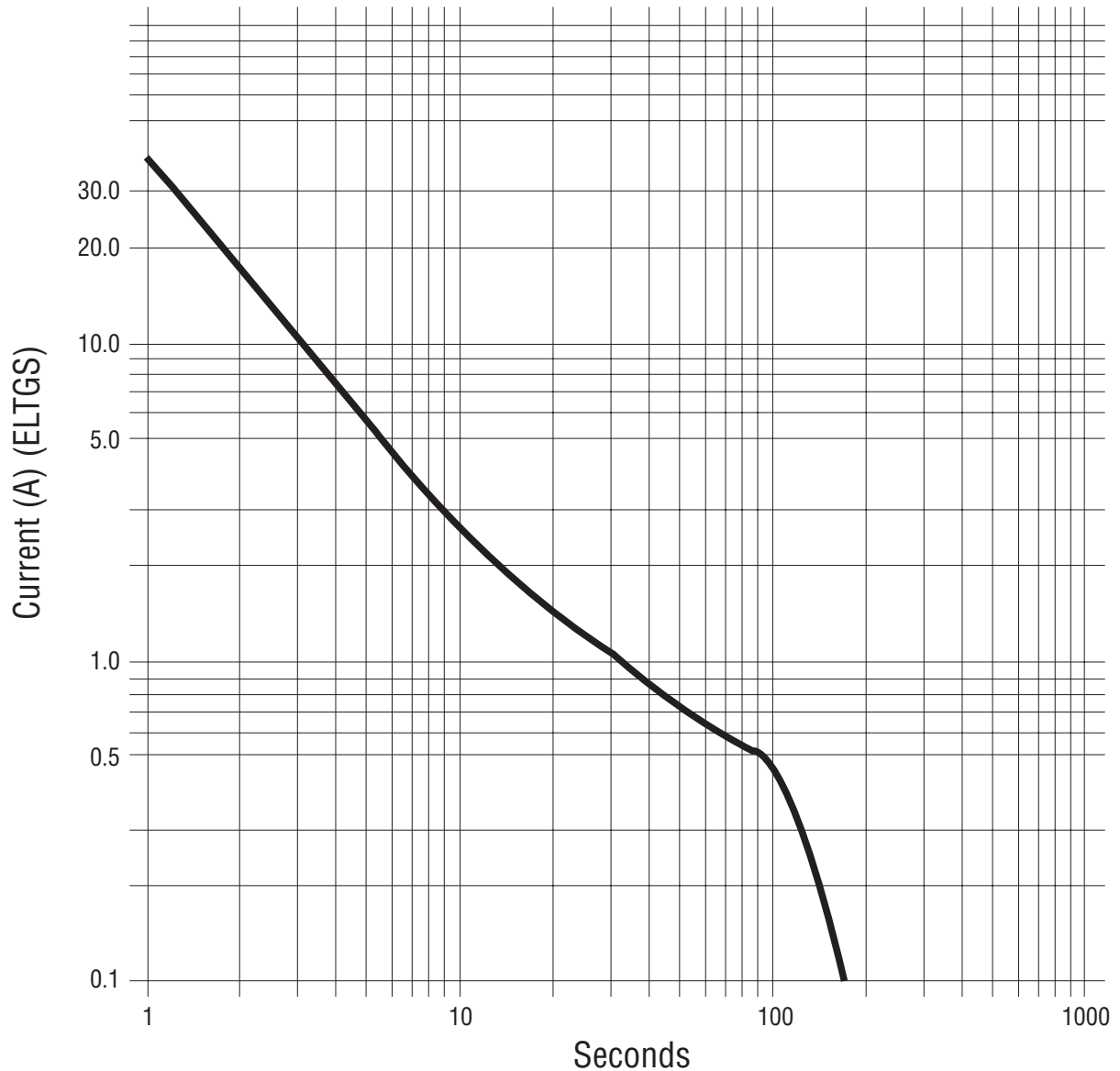
**How to Order**

		<b>2026 - nn - x n F LF</b>			
Model Number	_____	_____	_____	_____	_____
Designator	_____	_____	_____	_____	_____
Voltage (Divided by 10)	_____	_____	_____	_____	_____
	07 = 75 V	30 = 300 V			
	09 = 90 V	35 = 350 V			
	15 = 150 V	40 = 400 V			
	20 = 200 V	42 = 420 V			
	23 = 230 V	47 = 470 V			
	25 = 250 V	60 = 600 V			
	26 = 260 V				
Leads	_____	_____	_____	_____	_____
	A = None				
	C = 1 mm				
Lead Shape	_____	_____	_____	_____	_____
(See Product Dimension Drawings)					
Fail-Short Option	_____	_____	_____	_____	_____
	Blank = Standard Product				
	F = With Fail-Short Mechanism				
RoHS Compliant Option	_____	_____	_____	_____	_____
	Blank = Standard Product				
	LF = RoHS Compliant Product				

## 2026 Series - 3-Pole Gas Discharge Tube

**BOURNS®**

### Switch-Grade Fail-short Device Shorting Curve 2026-XX-XF



ELTGS = Each Line to Ground Simultaneously

NOTE: When using a GDT fail-short device, it is imperative that all components associated and connected to the GDT with failsafe be tested in their respective completely integrated environment (finished product) to assure desired operation.

REV. 04/11

Specifications are subject to change without notice.  
Customers should verify actual device performance in their specific applications.

## Данный компонент на территории Российской Федерации

### Вы можете приобрести в компании MosChip.

Для оперативного оформления запроса Вам необходимо перейти по данной ссылке:

<http://moschip.ru/get-element>

Вы можете разместить у нас заказ для любого Вашего проекта, будь то серийное производство или разработка единичного прибора.

В нашем ассортименте представлены ведущие мировые производители активных и пассивных электронных компонентов.

Нашей специализацией является поставка электронной компонентной базы двойного назначения, продукции таких производителей как XILINX, Intel (ex.ALTERA), Vicor, Microchip, Texas Instruments, Analog Devices, Mini-Circuits, Amphenol, Glenair.

Сотрудничество с глобальными дистрибьюторами электронных компонентов, предоставляет возможность заказывать и получать с международных складов практически любой перечень компонентов в оптимальные для Вас сроки.

На всех этапах разработки и производства наши партнеры могут получить квалифицированную поддержку опытных инженеров.

Система менеджмента качества компании отвечает требованиям в соответствии с ГОСТ Р ИСО 9001, ГОСТ РВ 0015-002 и ЭС РД 009

### Офис по работе с юридическими лицами:

105318, г.Москва, ул.Щербаковская д.3, офис 1107, 1118, ДЦ «Щербаковский»

Телефон: +7 495 668-12-70 (многоканальный)

Факс: +7 495 668-12-70 (доб.304)

E-mail: [info@moschip.ru](mailto:info@moschip.ru)

Skype отдела продаж:

moschip.ru

moschip.ru\_4

moschip.ru\_6

moschip.ru\_9