


FLM BK ETH M12 DI 8 M12-2TX

Order No.: 2736916

<http://eshop.phoenixcontact.de/phoenix/treeViewClick.do?UID=2736916>

The Ethernet bus coupler opens a local bus for up to 16 devices. Additional functions: 10 Mbps and 100 Mbps, auto negotiation, auto crossover, 8 digital inputs, channel-specific diagnostics, short-circuit and overload protection, M12 fast connection technology.

Ethernet

Commercial data	
GTIN (EAN)	 4 046356 094283
sales group	L040
Pack	1 pcs.
Customs tariff	85389091
Catalog page information	Page 369 (AX-2009)

Product notes

WEEE/RoHS-compliant since:
12/08/2009



<http://www.download.phoenixcontact.com>
Please note that the data given here has been taken from the online catalog. For comprehensive information and data, please refer to the user documentation. The General Terms and Conditions of Use apply to Internet downloads.

Product description

The Fieldline Modular FLM BK ETH M12 DI8 M12 bus coupler with 8 digital inputs couples a Fieldline Modular local bus station to an Ethernet network and is also used for measuring digital signals. The bus coupler consists of two Ethernet connections that are designed as D-encoded M12 sockets. Additional Ethernet devices can be connected due to the integrated, manageable 3-port switch to implement a line structure. The transmission speeds are 10 Mbps and 100 Mbps and are automatically selected by the device (autonegotiation). The interfaces can automatically interchange the receive and transmit cables (autocrossover). Following network protocols are supported by the FLM BK ETH M12 DI8 M12 bus coupler:

- Modbus/TCP
- Modbus/UDP
- DDI (Device Driver Interface)

The Ethernet bus coupler provides a powerful local bus as lower-level bus. The total length of the local bus is 20 m and it can connect up to 16 I/O units. Selectable transmission speeds in the range 500 kBaud to 2 Mbaud allow for flexible adaptation to the application and also permit savings on warehousing costs. The local bus connection is provided by 5-pos. B-encoded M12 connectors. The four double-occupied sensor slots can be assigned through 5-pos. A-encoded M12 connectors with sensors in 2, 3 or 4 conductor technology respectively.

The sensor supply is short-circuit and overload-protected and thus guarantees a high plant availability. The diagnosis and status indicators for voltage supply, network and local bus operation with the corresponding monitoring functions reduce bus downtime and provide support if service becomes necessary.

The high-performance SPEEDCON technology used allows connection times to be reduced by up to 90%. The classic M12 connections can continued to be used with full compatibility.

Technical data

General data

Width	70 mm
Height	178 mm
Depth	50 mm
Drill hole spacing	178 mm
Weight	280 g
Mounting type	Wall mounting
Ambient temperature (operation)	-25 °C ... 60 °C
Ambient temperature (storage/transport)	-25 °C ... 85 °C
Permissible humidity (storage/transport)	95 %
Air pressure (operation)	80 kPa ... 106 kPa (up to 2000 m above sea level)
Air pressure (storage/transport)	70 kPa ... 106 kPa (up to 3000 m above sea level)
Degree of protection	IP65/67
Protection class	III, IEC 61140, EN 61140, VDE 0140-1
Test section	To I/O 500 V DC

Interface

Fieldbus system	Ethernet
Name	Ethernet
Type of connection	M12 plug connectors, D-coded
Designation connection point	Copper cable
Transmission speed	10/100 Mbps, autonegotiation
	10/100 MBit/s (mit Autonegotiation)

Number of positions	4
---------------------	---

Local bus gateway

Name	Local bus gateway
Type of connection	M12 connector, B-coded
Transmission speed	500 kBaud/ 2 MBaud, can be selected
Max. number of local bus devices	16
Max. length of local bus	20 m

Power supply for module electronics

Type of connection	M12 male connector
Name	U_L
Supply voltage	24 V DC
Supply voltage range	18 V DC ... 30 V DC IEC 61131-2 (including ripple)
Supply current	< 100 mA

Fieldline potential routing

Voltage supply U_L	24 V DC
Power supply at U_L	max. 4 A
Current consumption from U_L	max. 118 mA (At 2 Mbaud)
	Typ. 118 mA (At 2 Mbaud)
	max. 60 mA (At 500 kBaud)
	Typ. 60 mA (At 500 kBaud)
Voltage supply U_s	24 V DC
Power supply at U_s	max. 4 A
Current consumption from U_s	Typ. 5 mA (plus power supply for sensors)
	max. 600 mA

Digital inputs

Input name	Digital inputs
Description of the input	EN 61131-20 type 1
Type of connection	M12 male connector
Connection method	2, 3, 4-wire
Number of inputs	8
Protective circuit	Short-circuit protection, overload protection of the sensor supply Protection against polarity reversal
Filter time	3 ms

Input characteristic curve	IEC 61131-2 type 1
Input voltage	24 V DC
Input voltage range "0" signal	-30 V DC ... 5 V DC
Input voltage range "1" signal	13 V DC ... 30 V DC

Certificates / Approvals



Certification	CUL, UL
Certification Ex:	CUL-EX, UL-EX

Accessories

Item	Designation	Description
Cable/conductor		
1518368	SAC-5P- 2,0-186/FS SCO	Sensor/Actuator cable, 5-position, PUR, Black-gray RAL 7021, Free conductor end, on Socket, straight M12-SPEEDCON, A-coded, Cable length: 2 m
1518371	SAC-5P- 5,0-186/FS SCO	Sensor/Actuator cable, 5-position, PUR, Black-gray RAL 7021, Free conductor end, on Socket, straight M12-SPEEDCON, A-coded, Cable length: 5 m
1518384	SAC-5P-10,0-186/FS SCO	Sensor/Actuator cable, 5-position, PUR, Black-gray RAL 7021, Free conductor end, on Socket, straight M12-SPEEDCON, A-coded, Cable length: 10 m
1518397	SAC-5P-15,0-186/FS SCO	Sensor/Actuator cable, 5-position, PUR, Black-gray RAL 7021, Free conductor end, on Socket, straight M12-SPEEDCON, A-coded, Cable length: 15 m
1518407	SAC-5P-MS/ 0,3-186/FS SCO	Sensor/Actuator cable, 5-position, PUR, Black-gray RAL 7021, Plug, straight M12-SPEEDCON, A-coded, on Socket, straight M12-SPEEDCON, A-coded, Cable length: 0.3 m
1518410	SAC-5P-MS/ 0,5-186/FS SCO	Sensor/Actuator cable, 5-position, PUR, Black-gray RAL 7021, Plug, straight M12-SPEEDCON, A-coded, on Socket, straight M12-SPEEDCON, A-coded, Cable length: 0.5 m
1518423	SAC-5P-MS/ 1,0-186/FS SCO	Sensor/Actuator cable, 5-position, PUR, Black-gray RAL 7021, Plug, straight M12-SPEEDCON, A-coded, on Socket, straight M12-SPEEDCON, A-coded, Cable length: 1 m
1518326	SAC-5P-MS/ 2,0-186 SCO	Sensor/Actuator cable, 5-position, PUR, Black-gray RAL 7021, Plug, straight M12-SPEEDCON, A-coded, on Free conductor end, Cable length: 2 m

1518436	SAC-5P-MS/ 2,0-186/FS SCO	Sensor/Actuator cable, 5-position, PUR, Black-gray RAL 7021, Plug, straight M12-SPEEDCON, A-coded, on Socket, straight M12-SPEEDCON, A-coded, Cable length: 2 m
1518339	SAC-5P-MS/ 5,0-186 SCO	Sensor/Actuator cable, 5-position, PUR, Black-gray RAL 7021, Plug, straight M12-SPEEDCON, A-coded, on Free conductor end, Cable length: 5 m
1518449	SAC-5P-MS/ 5,0-186/FS SCO	Sensor/Actuator cable, 5-position, PUR, Black-gray RAL 7021, Plug, straight M12-SPEEDCON, A-coded, on Socket, straight M12-SPEEDCON, A-coded, Cable length: 5 m
1518342	SAC-5P-MS/10,0-186 SCO	Sensor/Actuator cable, 5-position, PUR, Black-gray RAL 7021, Plug, straight M12-SPEEDCON, A-coded, on Free conductor end, Cable length: 10 m
1518452	SAC-5P-MS/10,0-186/FS SCO	Sensor/Actuator cable, 5-position, PUR, Black-gray RAL 7021, Plug, straight M12-SPEEDCON, A-coded, on Socket, straight M12-SPEEDCON, A-coded, Cable length: 10 m
1518355	SAC-5P-MS/15,0-186 SCO	Sensor/Actuator cable, 5-position, PUR, Black-gray RAL 7021, Plug, straight M12-SPEEDCON, A-coded, on Free conductor end, Cable length: 15 m
1518465	SAC-5P-MS/15,0-186/FS SCO	Sensor/Actuator cable, 5-position, PUR, Black-gray RAL 7021, Plug, straight M12-SPEEDCON, A-coded, on Socket, straight M12-SPEEDCON, A-coded, Cable length: 15 m
1657575	VS-M12MSD-RJ45-931/ 1,0	Assembled Ethernet cable, CAT5e, shielded, 2-pair, AWG 26 stranded (7-wire), RAL 5021 (water blue), M12 4-pos. D-coded on RJ45 connector, length: 1 m
1657588	VS-M12MSD-RJ45-931/ 2,0	Assembled Ethernet cable, CAT5e, shielded, 2-pair, AWG 26 stranded (7-wire), RAL 5021 (water blue), M12 4-pos. D-coded on RJ45 connector, length: 2 m
1657591	VS-M12MSD-RJ45-931/ 5,0	Assembled Ethernet cable, CAT5e, shielded, 2-pair, AWG 26 stranded (7-wire), RAL 5021 (water blue), M12 4-pos. D-coded on RJ45 connector, length: 5 m
General		
1524006	SAC-4P-M12MSD/ 2,0-930	Bus system cable, 4-position, PUR, halogen-free, water blue RAL 5021, shielded, Plug, straight M12, D-coded, on Free conductor end, Cable length: 2 m
1521533	SAC-4P-M12MSD/ 2,0-930/ M12MSD	Bus system cable, 4-position, PUR, halogen-free, water blue RAL 5021, shielded, Plug, straight M12, D-coded, on Plug, straight M12, D-coded, Cable length: 2 m
1524051	SAC-4P-M12MSD/ 5,0-930/ M12MSD	Bus system cable, 4-position, PUR, halogen-free, water blue RAL 5021, shielded, Plug, straight M12, D-coded, on Plug, straight M12, D-coded, Cable length: 5 m
1524022	SAC-4P-M12MSD/10,0-930	Bus system cable, 4-position, PUR, halogen-free, water blue RAL 5021, shielded, Plug, straight M12, D-coded, on Free conductor end, Cable length: 10 m
1524035	SAC-4P-M12MSD/15,0-930	Bus system cable, 4-position, PUR, halogen-free, water blue RAL 5021, shielded, Plug, straight M12, D-coded, on Free conductor end, Cable length: 15 m

1521258	SACC-M12MSD-4CON-PG 7-SH	Bus system plug connector, male, straight, 4-pos., M12, shielded, D-coded, screw connection, metal knurl, cable screw connection Pg7
1521261	SACC-M12MSD-4CON-PG 9-SH	Bus system plug connector, male, straight, 4-pos., M12, shielded, D-coded, screw connection, metal knurl, cable screw connection Pg9
1657562	VS-M12MSD-RJ45-931/ 0,5	Assembled Ethernet cable, CAT5e, shielded, 2-pair, AWG 26 stranded (7-wire), RAL 5021 (water blue), M12 4-pos. D-coded on RJ45 connector, length: 0.5 m

Marking

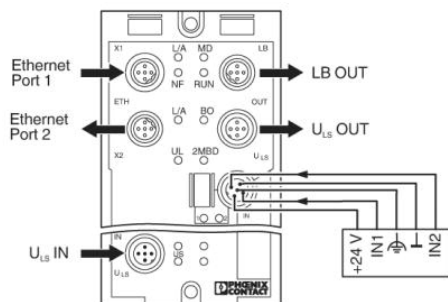
0809735	ZBF 12:UNBEDRUCKT	Zack strip, flat, unprinted, 5-section, divisible, for labeling by the customer
2809128	ZBN 18:UNBEDRUCKT	Unprinted marker labels, strips with 5 labels for individual labeling with M-PEN or CMS system, for terminal block width: 17.5 mm, color: White

Plug/Adapter

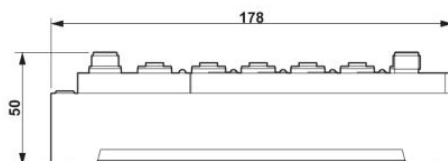
1508200	SACC-M12FS-5SC M	Sensor/actuator connector, female, straight, 5-pos., M12, A-coded, spring-cage connection, metal knurl, cable cross section max. 8 mm
1508187	SACC-M12MS-5SC M	Sensor/actuator connector, male, straight, 5-pos., M12, A-coded, spring-cage connection, metal knurl, cable cross section max. 8 mm

Diagrams/Drawings

Connection diagram



Dimensioned drawing



Address

PHOENIX CONTACT Deutschland GmbH
Flachmarktstr. 8
32825 Blomberg, Germany
Phone +49 5235 3 12000
Fax +49 5235 3 41200
<http://www.phoenixcontact.de>



© 2011 Phoenix Contact
Technical modifications reserved;

Данный компонент на территории Российской Федерации

Вы можете приобрести в компании MosChip.

Для оперативного оформления запроса Вам необходимо перейти по данной ссылке:

<http://moschip.ru/get-element>

Вы можете разместить у нас заказ для любого Вашего проекта, будь то серийное производство или разработка единичного прибора.

В нашем ассортименте представлены ведущие мировые производители активных и пассивных электронных компонентов.

Нашей специализацией является поставка электронной компонентной базы двойного назначения, продукции таких производителей как XILINX, Intel (ex.ALTERA), Vicor, Microchip, Texas Instruments, Analog Devices, Mini-Circuits, Amphenol, Glenair.

Сотрудничество с глобальными дистрибьюторами электронных компонентов, предоставляет возможность заказывать и получать с международных складов практически любой перечень компонентов в оптимальные для Вас сроки.

На всех этапах разработки и производства наши партнеры могут получить квалифицированную поддержку опытных инженеров.

Система менеджмента качества компании отвечает требованиям в соответствии с ГОСТ Р ИСО 9001, ГОСТ РВ 0015-002 и ЭС РД 009

Офис по работе с юридическими лицами:

105318, г.Москва, ул.Щербаковская д.3, офис 1107, 1118, ДЦ «Щербаковский»

Телефон: +7 495 668-12-70 (многоканальный)

Факс: +7 495 668-12-70 (доб.304)

E-mail: info@moschip.ru

Skype отдела продаж:

moschip.ru

moschip.ru_4

moschip.ru_6

moschip.ru_9