

# FD TYPE CONNECTOR FOR RIBBON CABLE (1.27-millimeter pitch for standard ribbon cable)

## General

The FD Series connectors are designed for ribbon cable IDC termination. Connecting wires are grouped, so the FD Series are useful for labor-saving in connection work and enhancing wiring reliability. Being compatible with 1.27-mm (standard) ribbon

cables, the FD Series are general-purpose, high-performance connectors that are capable of being interconnecting with connectors for other types of ribbon cables. 9, 15, 25 and 37-contact models available.



## Features

- (1) Compact and sturdy due to metal shell.
- (2) Can be mounted on the front or back of a panel or chassis as necessary.
- (3) Fixes the cable securely by fixing the ribbon cable clamp with a metal plate in the connector.
- (4) Can be easily connected to a standard ribbon cable, having a cable IDC pitch of 1.27mm (standard).
- (5) Easy to connect cables by following the same IDC termination and connecting procedures as those for our other ribbon cable connectors.

## Application

Most suitable for modems in communications equipment such as computers, peripherals and terminals, control equipment, and measuring instruments, and export equipment.

## Electrical and Environmental

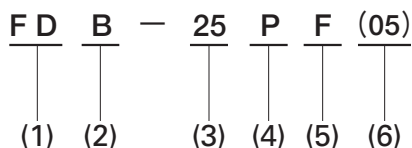
Electrical and Environmental Characteristics	
Current rating	1A
Voltage rating	200V AC
Insulation resistance	1,000M $\Omega$ min. at 500V DC
Contact resistance	25m $\Omega$ max. at 100mA DC
Withstand voltage	650Vr.m.s. AC for 1 minute

Material and Finish		
Shell	Steel	Nickel plating
Insulator	PBT (GE Valox)	Black
Contacts	Copper alloy	Nickel-plating + Gold plating

### Cable specifications



## Ordering Informations

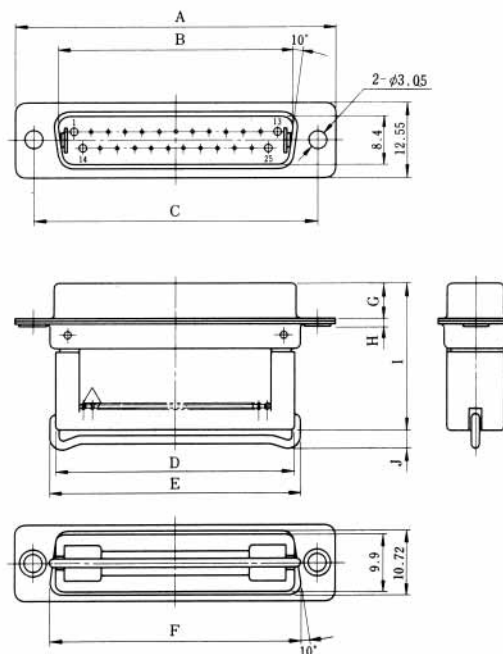


- (1) Series Name FD: Insulation displacement termination
- (2) Shell Size E.A.B.C.
- (3) No. of Pin 9, 15, 25, 37
- (4) Type of contacts  
 P: Male contact  
 S: Female contact
- (5) Shell dimpled (male connector only)
- (6) Specification contents (05) : Nickel-plated shell

## D Subminiature IDC Male



FDB-25P (05)



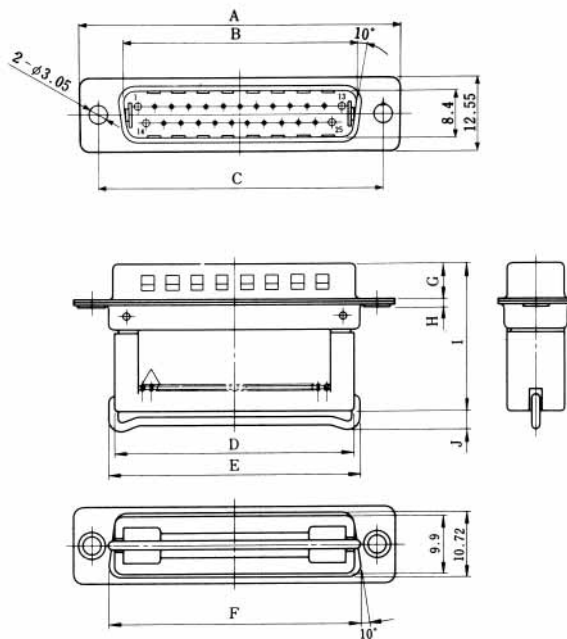
Unit: mm

HRS No	No.of pin	Part No.	A	B	C	D	E	F	G	H	I	J	RoHS
CL211-0143-8-05	9	FDE-9P (05)	30.81	16.9	24.99	17.6	19	19.28	5.99	1.2	24.39	2.7	YES
CL211-0145-3-05	15	FDA-15P (05)	39.14	25.24	33.32	25.8	27.2	27.55	5.99	1.2	24.39	2.7	
CL211-0135-0-05	25	FDB-25P (05)	53.04	39.01	47.04	39.6	41.4	41.28	5.87	1.3	24.37	3.2	
CL211-0147-9-05	37	FDC-37P (05)	69.32	55.47	63.5	56.14	57.9	57.71	5.87	1.4	24.47	3.2	

## D Subminiature IDC, Male with Grounding Dimples




FDB-25PF (05)



Unit: mm

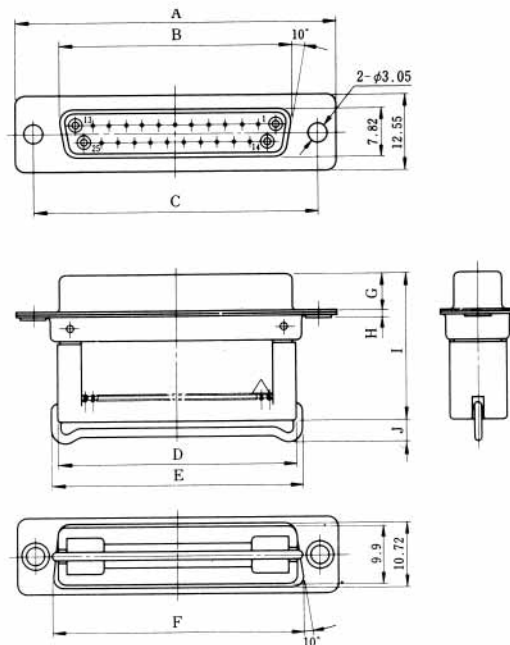
HRS No	No. of pin	Part No.	A	B	C	D	E	F	G	H	I	J	RoHS
CL211-0721-2-05	9	FDE-9PF (05)	30.81	16.9	24.99	17.6	19	19.28	5.99	1.2	24.39	2.7	YES
CL211-0722-5-05	15	FDA-15PF (05)	39.14	25.24	33.32	25.8	27.2	27.55	5.99	1.2	24.39	2.7	
CL211-0723-8-05	25	FDB-25PF (05)	53.04	39.01	47.04	39.6	41.4	41.28	5.87	1.3	24.37	3.2	
CL211-0724-0-05	37	FDC-37PF (05)	69.32	55.47	63.5	56.14	57.9	57.71	5.87	1.4	24.47	3.2	



## D Subminiature IDC, Male with Grounding Dimples



FDB-25S (05)

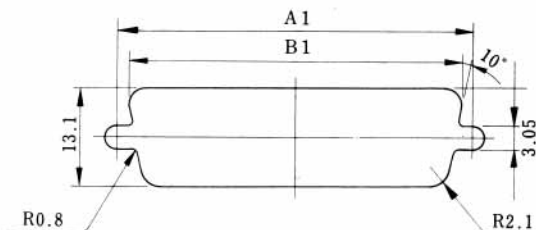


Unit: mm

HRS No	No. of pin	Part No.	A	B	C	D	E	F	G	H	I	J	RoHS
CL211-0144-0-05	9	FDE-9S (05)	30.81	16.4	24.99	17.6	19	19.28	6.17	1.2	24.37	2.7	YES
CL211-0146-6-05	15	FDA-15S (05)	39.14	24.59	33.32	25.8	27.2	27.55	6.17	1.2	24.37	2.7	
CL211-0136-2-05	25	FDB-25S (05)	53.04	38.3	47.04	39.6	41.4	41.28	6.17	1.2	24.37	3.2	
CL211-0148-1-05	37	FDC-37S (05)	69.32	54.76	63.5	56.14	57.9	57.71	6.17	1.2	24.37	3.2	

## Connector Mounting Method and Mounting Dimensions

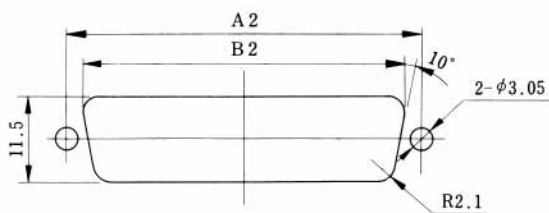
### ► Connector mounted on the face of the panel (front mounting)



Unit: mm

Shell size	A1	B1
E	24.99	22
A	33.32	30.3
B	47.04	44
C	63.5	60.5


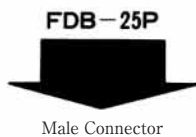
### ► Connector mounted on the back of the panel (rear mounting)



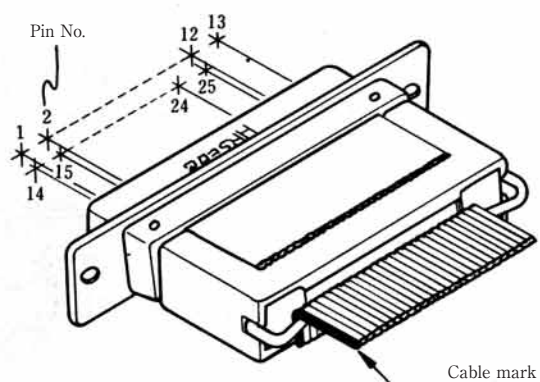
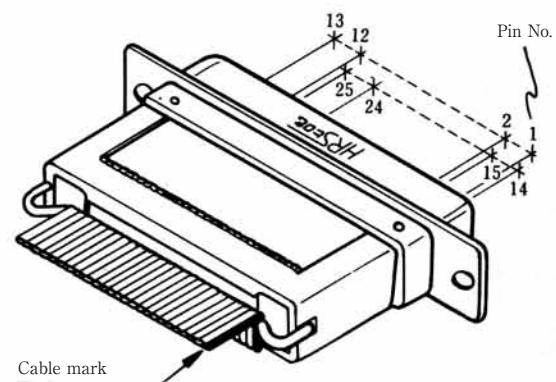
Unit: mm

Shell size	A2	B2
E	24.99	20.2
A	33.32	28.6
B	47.04	42.5
C	63.5	59.2

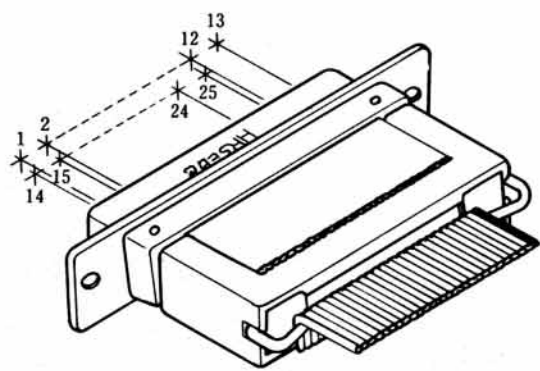
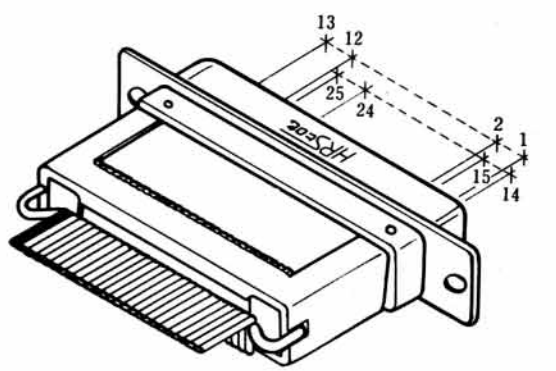
▶ Connecting Type



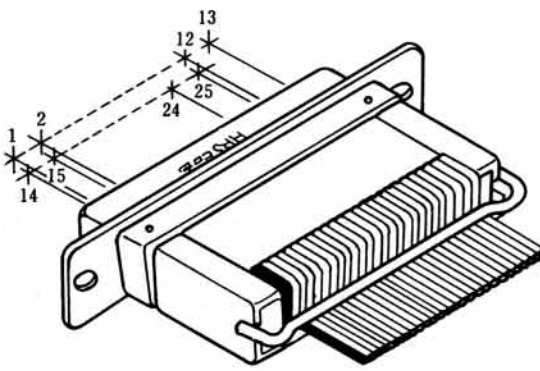
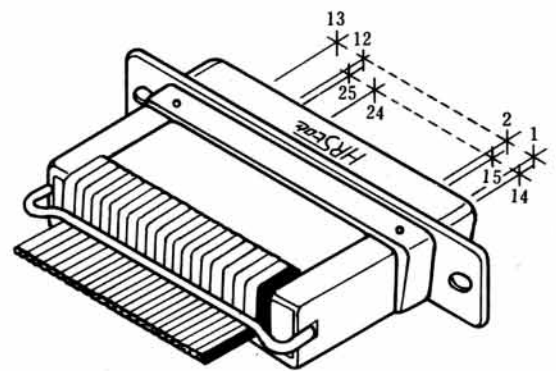
**A Type**



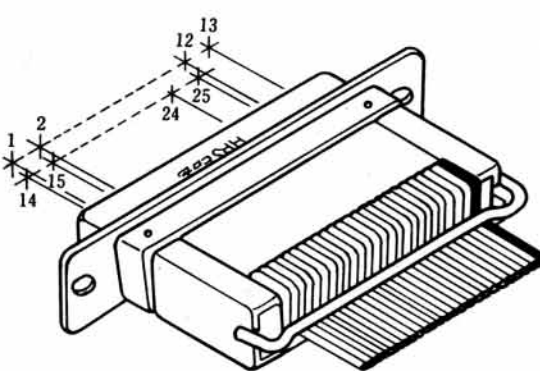
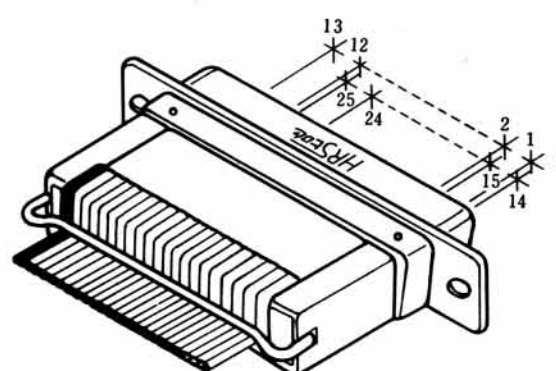
**B Type**



**C Type**



**D Type**




## Tools

### Hi-Flex Connecting Press



HRS No	Part No.	Height	Width	Depth	Weight
550-0082-2	Hi-Flex connecting press	440mm	160mm	350mm	13kg

### Guide Plate



HRS No	Part No.
902-0008-9	FDE-GP
902-0011-3	FDA-GP
902-0005-0	FDB-GP
902-0014-1	FDC-GP

### Pressure Block (For Plug)



HRS No	Part No.
902-0006-3	FDE-P pressure block
902-0009-1	FDA-P pressure block
902-0003-5	FDB-P pressure block
902-0012-6	FDC-P pressure block

### Pressure Block (For Socket)



HRS No	Part No.
902-0007-6	FDE-S pressure block
902-0010-0	FDA-S pressure block
902-0004-8	FDB-S pressure block
902-0013-9	FDC-S pressure block

# Mouser Electronics

Authorized Distributor

Click to View Pricing, Inventory, Delivery & Lifecycle Information:

[Hirose Electric:](#)

[FDA-15P\(05\)](#)

## Данный компонент на территории Российской Федерации

### Вы можете приобрести в компании MosChip.

Для оперативного оформления запроса Вам необходимо перейти по данной ссылке:

<http://moschip.ru/get-element>

Вы можете разместить у нас заказ для любого Вашего проекта, будь то серийное производство или разработка единичного прибора.

В нашем ассортименте представлены ведущие мировые производители активных и пассивных электронных компонентов.

Нашей специализацией является поставка электронной компонентной базы двойного назначения, продукции таких производителей как XILINX, Intel (ex.ALTERA), Vicor, Microchip, Texas Instruments, Analog Devices, Mini-Circuits, Amphenol, Glenair.

Сотрудничество с глобальными дистрибьюторами электронных компонентов, предоставляет возможность заказывать и получать с международных складов практически любой перечень компонентов в оптимальные для Вас сроки.

На всех этапах разработки и производства наши партнеры могут получить квалифицированную поддержку опытных инженеров.

Система менеджмента качества компании отвечает требованиям в соответствии с ГОСТ Р ИСО 9001, ГОСТ РВ 0015-002 и ЭС РД 009

### Офис по работе с юридическими лицами:

105318, г.Москва, ул.Щербаковская д.3, офис 1107, 1118, ДЦ «Щербаковский»

Телефон: +7 495 668-12-70 (многоканальный)

Факс: +7 495 668-12-70 (доб.304)

E-mail: [info@moschip.ru](mailto:info@moschip.ru)

Skype отдела продаж:

moschip.ru

moschip.ru\_4

moschip.ru\_6

moschip.ru\_9