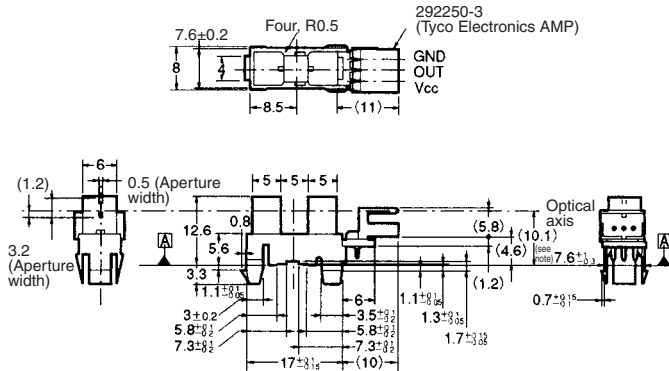


## Photomicrosensor (Transmissive) EE-SX4235A-P2

**⚠ Be sure to read *Precautions* on page 25.**

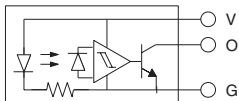
### ■ Dimensions

**Note:** All units are in millimeters unless otherwise indicated.



**Note:** The dimension is specified by datum A only.

#### Internal Circuit



Unless otherwise specified, the tolerances are as shown below.

Dimensions	Tolerance
3 mm max.	±0.3
3 < mm ≤ 6	±0.375
6 < mm ≤ 10	±0.45
10 < mm ≤ 18	±0.55
18 < mm ≤ 30	±0.65

Terminal No.	Name
V	Power supply (V <sub>CC</sub> )
O	Output (OUT)
G	Ground (GND)

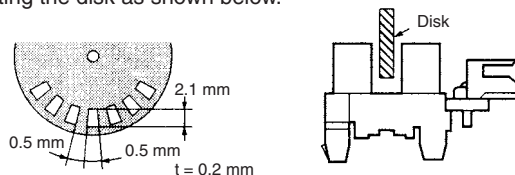
Recommended Mating Connectors:

Tyco Electronics AMP 179228-3 (crimp connector)  
175778-3 (crimp connector)  
173977-3 (press-fit connector)

### ■ Electrical and Optical Characteristics (Ta = 25°C, V<sub>CC</sub> = 5 V ±10%)

Item	Symbol	Value	Condition
Current consumption	I <sub>CC</sub>	16.5 mA max.	With and without incident
Low-level output voltage	V <sub>OL</sub>	0.35 V max.	I <sub>OUT</sub> = 16 mA with incident
High-level output voltage	V <sub>OH</sub>	(V <sub>CC</sub> × 0.9) V min.	V <sub>OUT</sub> = V <sub>CC</sub> without incident, R <sub>L</sub> = 47 kΩ
Response frequency	f	3 kHz min.	V <sub>OUT</sub> = V <sub>CC</sub> , R <sub>L</sub> = 47 kΩ (see note)

**Note:** The value of the response frequency is measured by rotating the disk as shown below.



### ■ Features

- Snap-in mounting model.
- Mounts to 1.0-, 1.2- and 1.6-mm-thick panels.
- High resolution with a 0.5-mm-wide sensing aperture.
- With a 5-mm-wide slot.
- Photo IC output signals directly connect with C-MOS and TTL.
- Connects to Tyco Electronics AMP's CT-series connectors.

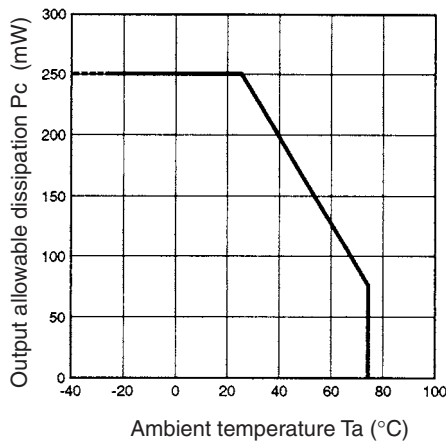
### ■ Absolute Maximum Ratings (Ta = 25°C)

Item	Symbol	Rated value	
Power supply voltage	V <sub>CC</sub>	7 V	
Output voltage	V <sub>OUT</sub>	28 V	
Output current	I <sub>OUT</sub>	16 mA	
Permissible output dissipation	P <sub>OUT</sub>	250 mW (see note)	
Ambient temperature	Operating	T <sub>opr</sub>	-25°C to 75°C
	Storage	T <sub>stg</sub>	-40°C to 85°C
Soldering temperature	T <sub>sol</sub>	---	

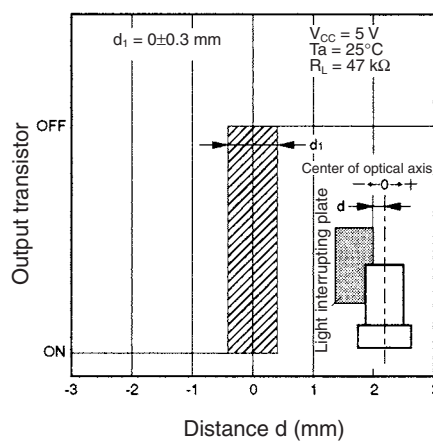
**Note:** Refer to the temperature rating chart if the ambient temperature exceeds 25°C.

## Engineering Data

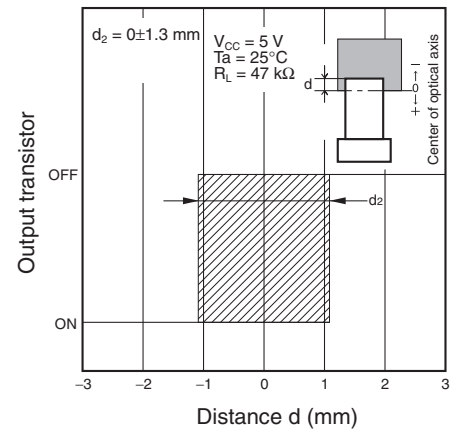
Output Allowable Dissipation vs. Ambient Temperature Characteristics



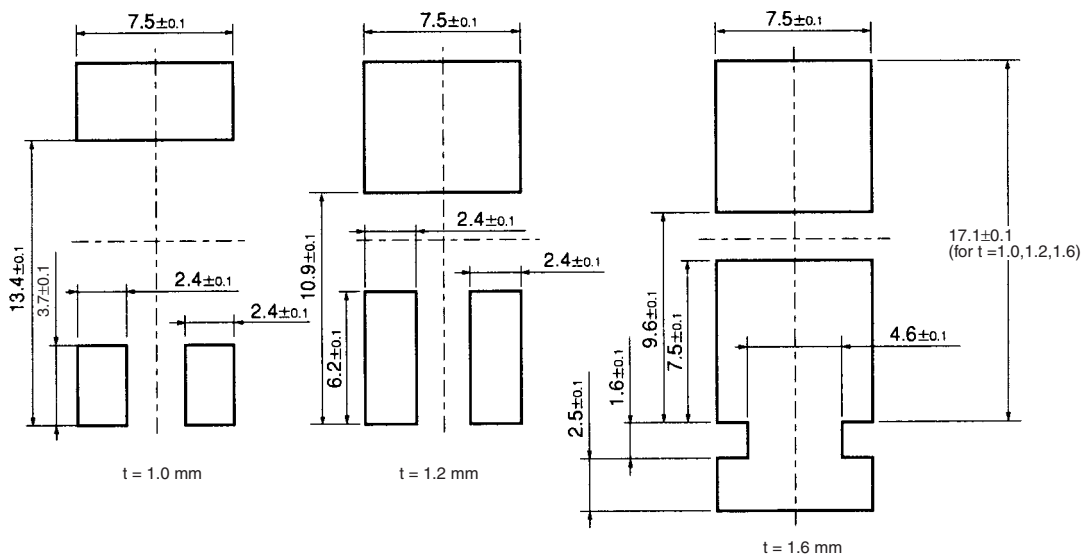
Sensing Position Characteristics (Typical)



Sensing Position Characteristics (Typical)



## Recommended Mounting Holes



- When mounting the Photomicrosensor to a panel with a hole opened by pressing, make sure that the hole has no burrs. The mounting strength of the Photomicrosensor will decrease if the hole has burrs.
- When mounting the Photomicrosensor to a panel with a hole opened by pressing, be sure to mount the Photomicrosensor on the pressing side of the panel.
- The mounting strength of the Photomicrosensor will increase if the Photomicrosensor is mounted to a panel with a hole that is only a little larger than the size of the Photomicrosensor, in which case, however, it will be difficult to mount the Photomicrosensor to the panel. The mounting strength of the Photomicrosensor will decrease if the Photomicrosensor is mounted to a panel with a hole that is comparatively larger than the size of the Photomicrosensor, in which case, however, it will be easy to mount the Photomicrosensor to the panel. When mounting the Photomicrosensor to a panel, open an appropriate hole for the Photomicrosensor according to the application.
- After mounting the Photomicrosensor to any panel, make sure that the Photomicrosensor does not wobble.
- When mounting the Photomicrosensor to a molding with a hole, make sure that the edges of the hole are sharp enough, otherwise the Photomicrosensor may fall out.

## Данный компонент на территории Российской Федерации

### Вы можете приобрести в компании MosChip.

Для оперативного оформления запроса Вам необходимо перейти по данной ссылке:

<http://moschip.ru/get-element>

Вы можете разместить у нас заказ для любого Вашего проекта, будь то серийное производство или разработка единичного прибора.

В нашем ассортименте представлены ведущие мировые производители активных и пассивных электронных компонентов.

Нашей специализацией является поставка электронной компонентной базы двойного назначения, продукции таких производителей как XILINX, Intel (ex.ALTERA), Vicor, Microchip, Texas Instruments, Analog Devices, Mini-Circuits, Amphenol, Glenair.

Сотрудничество с глобальными дистрибьюторами электронных компонентов, предоставляет возможность заказывать и получать с международных складов практически любой перечень компонентов в оптимальные для Вас сроки.

На всех этапах разработки и производства наши партнеры могут получить квалифицированную поддержку опытных инженеров.

Система менеджмента качества компании отвечает требованиям в соответствии с ГОСТ Р ИСО 9001, ГОСТ РВ 0015-002 и ЭС РД 009

### Офис по работе с юридическими лицами:

105318, г.Москва, ул.Щербаковская д.3, офис 1107, 1118, ДЦ «Щербаковский»

Телефон: +7 495 668-12-70 (многоканальный)

Факс: +7 495 668-12-70 (доб.304)

E-mail: [info@moschip.ru](mailto:info@moschip.ru)

Skype отдела продаж:

moschip.ru

moschip.ru\_4

moschip.ru\_6

moschip.ru\_9