

## TMOV® and iTMOV® Varistor Series



### Agency Approvals

| Agency | Agency Approval  | Agency File Number |
|--------|--|--------------------|
|        | UL 1449  | E320116            |
|        | QC 42201-C001,<br>QC42201-A001,<br>IEC 60950-1 (Annex Q) | E1274/F            |
|        | IEC 61051-1,<br>IEC 61051-2,<br>IEC 60950-1 (Annex Q)    | 40021525           |

### Additional Information



**Datasheet  
iTMOV**



**Datasheet  
TMOV**



**Resources  
iTMOV**



**Resources  
TMOV**



**Samples  
iTMOV**



**Samples  
TMOV**

### Description

The Littelfuse TMOV® and iTMOV® thermally protected varistors represent a new development in integrated circuit protection. Both versions are comprised of radial leaded MOVs (Metal Oxide Varistors) with an integrated thermally activated element designed to open in the event of overheating due to the abnormal overvoltage, limited current, conditions outlined in UL1449. The TMOV® and iTMOV® varistor's integrated thermal element, in conjunction with appropriate enclosure design, helps facilitate SPD module compliance to UL1449 for both cord connected and permanently connected applications.

The TMOV® and iTMOV® varistors offer quick thermal response due to the close proximity of the integrated thermal element to the MOV body. The integrated configuration also offers lower inductance than most discrete solutions resulting in improved clamping performance to fast overvoltage transients.

The iTMOV® varistor differs from the TMOV® varistor by the inclusion of a third lead for the purpose of indicating that the MOV has been disconnected from the circuit. This lead facilitates connection to monitoring circuitry.

Additionally TMOV® and iTMOV® varistors are wave solderable, thus simplifying end product assembly by reducing the the expense and rework associated with hand soldering operations.

### Features

- RoHS compliant and Lead-free available
- -55°C to +85°C operating temp range
- Designed to facilitate compliance to UL1449 for SPD products
- Three-lead version available for indication purposes
- High peak surge current rating up to 10kA
- Wave solderable
- Standard lead form and spacing option

### Applications

- SPD Products
- AC Panel Protection Modules
- AC Line Power Supplies
- Surge Protected Strip Connectors
- AC Power Meters
- Relocatable AC Power Taps
- GFCI (Ground Fault Current Interrupter)
- UPS (Uninterruptable Power Supply)
- White Goods
- Plug-in SPD
- Inverters
- AC/DC Power Supplies

### Absolute Maximum Ratings

• For ratings of individual members of a series, see Device Ratings and Specifications chart

| Continuous   | TMOV® and iTMOV® Varistor Series | Units      |
|--|----------------------------------|------------|
| Steady State Applied Voltage:  |                                  |            |
| AC Voltage Range ( $V_{M(ACRMS)}$ )  | 115 to 750                       | V          |
| Transient:   |                                  |            |
| Peak Pulse Current ( $I_{TM}$ ) - For 8x20 $\mu$ s Current Wave, single pulse                  | 6,000 to 10,000                  | A          |
| Single-Pulse Energy Capability - For 2ms Current Wave  | 35 to 480                        | J          |
| Operating Ambient Temperature Range ( $T_A$ )  | -55 to +85                       | °C         |
| Storage Temperature Range ( $T_{STG}$ )  | -55 to +125                      | °C         |
| Temperature Coefficient ( $\alpha_V$ ) of Clamping Voltage ( $V_C$ ) at Specified Test Current | <0.01                            | %/°C       |
| Hi-Pot Encapsulation (COATING Isolation Voltage Capability)                                    | 2,500                            | V          |
| Thermal Protection Isolation Voltage Capability (when operated)                                | 600                              | V          |
| COATING Insulation Resistance  | 1,000                            | M $\Omega$ |
| Indicator Lead Rating (Lead-3 - iTMOV® varistor only):   |                                  |            |
| Continuous RMS current   | 100                              | mA         |
| Surge Current, 8/20 $\mu$ s  | 10,000                           | A          |

CAUTION: Stresses above those listed in "Absolute Maximum Ratings" may cause permanent damage to the device. This is a stress only rating and operation of the device at these or any other conditions above those indicated in the operational sections of this specification is not implied.

### Ratings & Specifications

| TMOV® Varistor<br>Lead-free And RoHS<br>Compliant Models |          | iTMOV® Varistor<br>Lead-free and RoHS<br>Compliant Models |          | Disc<br>Diameter | Maximum Rating (85°C) |             |           |                            |                            | Specifications (25°C)                         |                    |  |          |                                    |
|--|----------|---|----------|------------------|-----------------------|-------------|-----------|----------------------------|----------------------------|---|--------------------|--|----------|------------------------------------|
| Part<br>Number   | Branding | Part<br>Number  | Branding |                  | Continuous            |             | Transient |                            |                            | Varistor<br>Voltage at<br>1mA Test<br>Current |                    | Maximum<br>Clamping<br>Voltage<br>8/20 $\mu$ s |          | Typical<br>Capacitance<br>f = 1MHz |
|  |          |   |          |                  | $V_{M(ACRMS)}$        | $V_{M(DC)}$ | $W_{TM}$  | $I_{TM} 1 \times$<br>Pulse | $I_{TM} 2 \times$<br>Pulse | $V_{N(DC)}$<br>Min                            | $V_{N(DC)}$<br>Max | $V_C$  | $I_{PK}$ | C                                  |
| (mm)   | (V)      | (V)   | (J)      | (A)              | (A)                   | (V)         | (V)       | (A)                        | (pF)                       |   |                    |  |          |                                    |
| TMOV14RP115E   | P4T115E  | TMOV14RP115M  | P4T115M  | 14               | 115                   | 150         | 35        | 6000                       | 4500                       | 162   | 198                | 300  | 50       | 1100                               |
| TMOV20RP115E   | P2T115E  | TMOV20RP115M  | P2T115M  | 20               | 115                   | 150         | 52        | 10000                      | 6500                       | 162   | 198                | 300  | 100      | 2400                               |
| TMOV14RP130E   | P4T130E  | TMOV14RP130M  | P4T130M  | 14               | 130                   | 170         | 50        | 6000                       | 4500                       | 184.5   | 225.5              | 340  | 50       | 1000                               |
| TMOV20RP130E   | P2T130E  | TMOV20RP130M  | P2T130M  | 20               | 130                   | 170         | 100       | 10000                      | 6500                       | 184.5   | 225.5              | 340  | 100      | 1900                               |
| TMOV14RP140E   | P4T140E  | TMOV14RP140M  | P4T140M  | 14               | 140                   | 180         | 55        | 6000                       | 4500                       | 198   | 242                | 360  | 50       | 900                                |
| TMOV20RP140E   | P2T140E  | TMOV20RP140M  | P2T140M  | 20               | 140                   | 180         | 110       | 10000                      | 6500                       | 198   | 242                | 360  | 100      | 1750                               |
| TMOV14RP150E   | P4T150E  | TMOV14RP150M  | P4T150M  | 14               | 150                   | 200         | 60        | 6000                       | 4500                       | 216   | 264                | 395  | 50       | 800                                |
| TMOV20RP150E   | P2T150E  | TMOV20RP150M  | P2T150M  | 20               | 150                   | 200         | 120       | 10000                      | 6500                       | 216   | 264                | 395  | 100      | 1600                               |
| TMOV14RP175E   | P4T175E  | TMOV14RP175M  | P4T175M  | 14               | 175                   | 225         | 70        | 6000                       | 4500                       | 243   | 297                | 455  | 50       | 700                                |
| TMOV20RP175E   | P2T175E  | TMOV20RP175M  | P2T175M  | 20               | 175                   | 225         | 135       | 10000                      | 6500                       | 243   | 297                | 455  | 100      | 1400                               |
| TMOV14RP200E   | P4T200E  | TMOV14RP200M  | P4T200M  | 14               | 200                   | 260         | 75        | 6000                       | 4500                       | 283   | 345                | 530  | 50       | 630                                |
| TMOV20RP200E   | P2T200E  | TMOV20RP200M  | P2T200M  | 20               | 200                   | 260         | 154       | 10000                      | 6500                       | 283   | 345                | 530  | 100      | 1250                               |
| TMOV14RP230E   | P4T230E  | TMOV14RP230M  | P4T230M  | 14               | 230                   | 300         | 80        | 6000                       | 4500                       | 324   | 396                | 595  | 50       | 550                                |
| TMOV20RP230E   | P2T230E  | TMOV20RP230M  | P2T230M  | 20               | 230                   | 300         | 160       | 10000                      | 6500                       | 324   | 396                | 595  | 100      | 1100                               |
| TMOV14RP250E   | P4T250E  | TMOV14RP250M  | P4T250M  | 14               | 250                   | 320         | 100       | 6000                       | 4500                       | 351   | 429                | 650  | 50       | 500                                |
| TMOV20RP250E   | P2T250E  | TMOV20RP250M  | P2T250M  | 20               | 250                   | 320         | 170       | 10000                      | 6500                       | 351   | 429                | 650  | 100      | 1000                               |
| TMOV14RP275E   | P4T275E  | TMOV14RP275M  | P4T275M  | 14               | 275                   | 350         | 110       | 6000                       | 4500                       | 387   | 473                | 710  | 50       | 450                                |
| TMOV20RP275E   | P2T275E  | TMOV20RP275M  | P2T275M  | 20               | 275                   | 350         | 190       | 10000                      | 6500                       | 387   | 473                | 710  | 100      | 900                                |
| TMOV14RP300E   | P4T300E  | TMOV14RP300M  | P4T300M  | 14               | 300                   | 385         | 125       | 6000                       | 4500                       | 423   | 517                | 775  | 50       | 400                                |
| TMOV20RP300E   | P2T300E  | TMOV20RP300M  | P2T300M  | 20               | 300                   | 385         | 250       | 10000                      | 6500                       | 423   | 517                | 775  | 100      | 800                                |
| TMOV14RP320E   | P4T320E  | TMOV14RP320M  | P4T320M  | 14               | 320                   | 420         | 136       | 6000                       | 4500                       | 459   | 561                | 840  | 50       | 380                                |
| TMOV20RP320E   | P2T320E  | TMOV20RP320M  | P2T320M  | 20               | 320                   | 420         | 270       | 10000                      | 6500                       | 459   | 561                | 840  | 100      | 750                                |
| TMOV14RP385E   | P4T385E  | TMOV14RP385M  | P4T385M  | 14               | 385                   | 505         | 150       | 6000                       | 4500                       | 558   | 682                | 1025   | 50       | 360                                |
| TMOV20RP385E   | P2T385E  | TMOV20RP385M  | P2T385M  | 20               | 385                   | 505         | 300       | 10000                      | 6500                       | 558   | 682                | 1025   | 100      | 700                                |
| TMOV14RP420E   | P4T420E  | TMOV14RP420M  | P4T420M  | 14               | 420                   | 560         | 160       | 6000                       | 4500                       | 612   | 748                | 1120   | 50       | 300                                |
| TMOV20RP420E   | P2T420E  | TMOV20RP420M  | P2T420M  | 20               | 420                   | 560         | 320       | 10000                      | 6500                       | 612   | 748                | 1120   | 100      | 600                                |
| TMOV14RP460E   | P4T460E  | TMOV14RP460M  | P4T460M  | 14               | 460                   | 610         | 180       | 6000                       | 4500                       | 675   | 825                | 1240   | 50       | 220                                |
| TMOV20RP460E   | P2T460E  | TMOV20RP460M  | P2T460M  | 20               | 460                   | 610         | 360       | 10000                      | 6500                       | 675   | 825                | 1240   | 100      | 200                                |
| TMOV14RP510E   | P4T510E  | TMOV14RP510M  | P4T510M  | 14               | 510                   | 670         | 185       | 6000                       | 4500                       | 738   | 902                | 1355   | 50       | 200                                |
| TMOV20RP510E   | P2T510E  | TMOV20RP510M  | P2T510M  | 20               | 510                   | 670         | 325       | 10000                      | 6500                       | 738   | 902                | 1355   | 100      | 350                                |
| TMOV14RP550E   | P4T550E  | TMOV14RP550M  | P4T550M  | 14               | 550                   | 715         | 190       | 6000                       | 4500                       | 819   | 1001               | 1500   | 50       | 180                                |
| TMOV20RP550E   | P2T550E  | TMOV20RP550M  | P2T550M  | 20               | 550                   | 715         | 360       | 10000                      | 6500                       | 819   | 1001               | 1500   | 100      | 300                                |

### Ratings & Specifications

| TMOV <sup>®</sup> Varistor<br>Lead-free And RoHS<br>Compliant Models |          | iTMOV <sup>®</sup> Varistor<br>Lead-free and RoHS<br>Compliant Models |          | Disc<br>Diameter | Maximum Rating (85°C)       |                          |                        |                                    |                                    | Specifications (25°C)                      |                |   |                        |   |
|--|----------|---|----------|------------------|-----------------------------|--------------------------|------------------------|------------------------------------|------------------------------------|--|----------------|---|------------------------|---|
| Part<br>Number   | Branding | Part<br>Number  | Branding |                  | Continuous                  |                          | Transient              |                                    |                                    | Varistor Voltage<br>at 1mA Test<br>Current |                | Maximum<br>Clamping<br>Voltage 8/20 $\mu$ s |                        | Typical<br>Capaci-<br>tance<br>f = 1MHz |
|  |          |   |          |                  | AC<br>Volts                 | DC<br>Volts              | Energy<br>2ms          | Peak Surge<br>Current 8/20 $\mu$ s | V <sub>(NDCI) Min</sub>            | V <sub>(NDCI) Max</sub>                    | V <sub>C</sub> | I <sub>PK</sub>                             | C                      |   |
|  |          |   |          | (mm)             | V <sub>MACIRMS</sub><br>(V) | V <sub>MDCI</sub><br>(V) | W <sub>TM</sub><br>(J) | I <sub>TM 1x</sub><br>Pulse<br>(A) | I <sub>TM 2x</sub><br>Pulse<br>(A) | V <sub>(NDCI)</sub><br>(V)                 |                | V <sub>C</sub><br>(V)                       | I <sub>PK</sub><br>(A) | C<br>(pF)                               |
| TMOV14RP575E   | P4T575E  | TMOV14RP575M  | P4T575M  | 14               | 575                         | 730                      | 195                    | 6000                               | 4500                               | 857  | 1047           | 1568  | 50                     | 170                                     |
| TMOV20RP575E   | P2T575E  | TMOV20RP575M  | P2T575M  | 20               | 575                         | 730                      | 375                    | 10000                              | 6500                               | 857  | 1047           | 1568  | 100                    | 275                                     |
| TMOV14RP625E   | P4T625E  | TMOV14RP625M  | P4T625M  | 14               | 625                         | 825                      | 200                    | 6000                               | 4500                               | 900  | 1100           | 1650  | 50                     | 160                                     |
| TMOV20RP625E   | P2T625E  | TMOV20RP625M  | P2T625M  | 20               | 625                         | 825                      | 400                    | 10000                              | 6500                               | 900  | 1100           | 1650  | 100                    | 250                                     |
| TMOV14RP750E   | P4T750E  | TMOV14RP750M  | P4T750M  | 14               | 750                         | 970                      | 210                    | 6000                               | 4500                               | 1080                                       | 1320           | 1980  | 50                     | 140                                     |
| TMOV20RP750E   | P2T750E  | TMOV20RP750M  | P2T750M  | 20               | 750                         | 970                      | 480                    | 10000                              | 6500                               | 1080                                       | 1320           | 1980  | 100                    | 175                                     |

### Thermal Characteristics



Note : The TMOV<sup>®</sup> and iTMOV<sup>®</sup> varistors are intended, in conjunction with appropriate enclosure design, to help facilitate SPD module compliance to UL 1449, 3rd Edition Section 39.4 (abnormal overvoltage limited current requirements). Under these extreme abnormal overvoltage conditions, some units will exhibit substantial heating, arcing and venting prior to opening. Modules should be designed to contain this possibility. Application testing is strongly recommended.

### Maximum Clamping Voltage for 14mm Parts



Figure 3

### Maximum Clamping Voltage for 20mm Parts

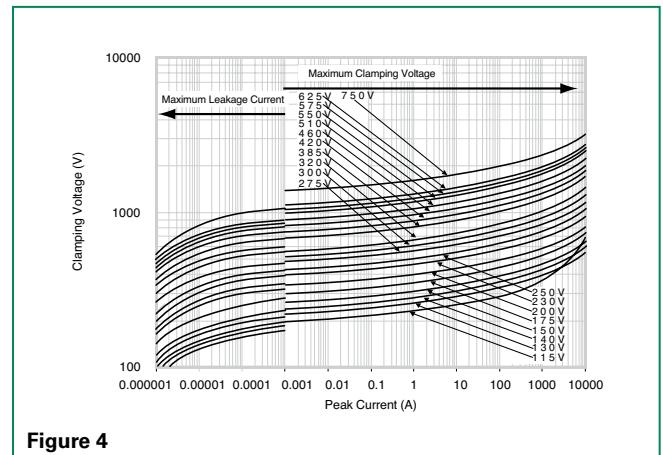


Figure 4

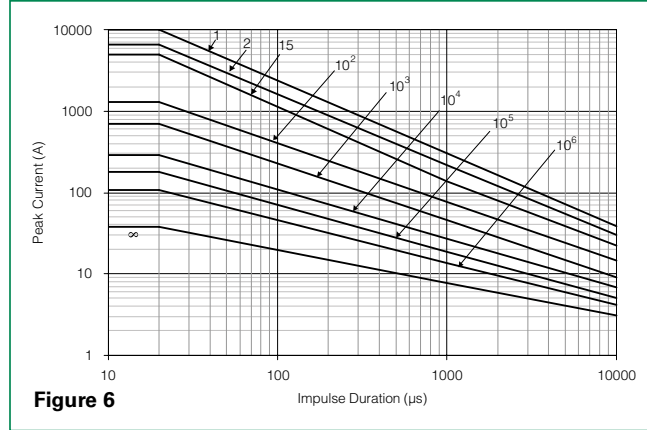
**Repetitive Surge Capability for 14mm Parts**



**Figure 5**

NOTE: Average power dissipation of transients should not exceed 0.6W

**Repetitive Surge Capability for 20mm Parts**



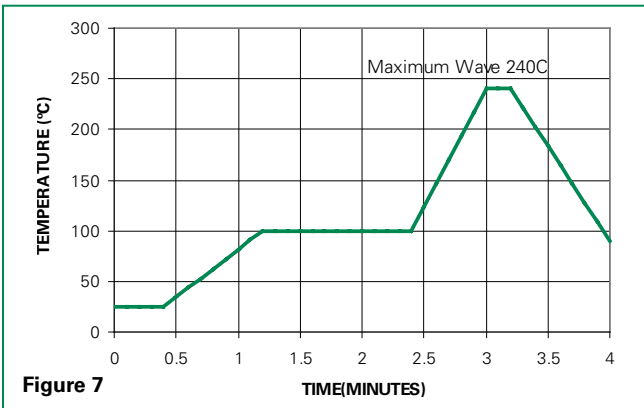
**Figure 6**

NOTE: Average power dissipation of transients should not exceed 1.0W

**Wave Solder Profile**

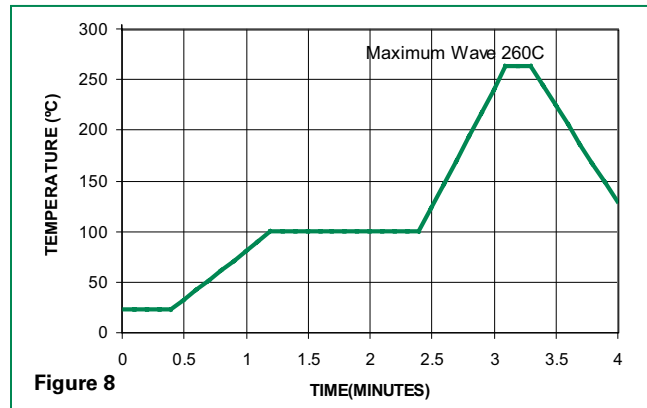
Because the TMOV® and iTMOV® varistors contain a thermal protection device, care must be taken when soldering the devices into place. Two soldering methods are possible. Firstly, hand soldering: It is recommended to heat-sink the leads of the device. Secondly, wave soldering: It is critically important that all preheat stage and the solder bath temperatures are rigidly controlled.

**Non Lead-free Profile**



**Figure 7**

**Lead-free Profile**



**Figure 8**

**Physical Specifications**

|                                  |   |
|----------------------------------|---|
| <b>Lead Material</b>             | Copper clad steel wire  |
| <b>Soldering Characteristics</b> | Solderability per MIL-STD-202, Method 208                       |
| <b>Insulating Material</b>       | Cured, flame retardant epoxy polymer meets UL94V-0 requirements |
| <b>Device Labeling</b>           | Marked with LF, voltage, UL/CSA logos, and date code            |

**Environmental Specifications**

|                                      |   |
|--------------------------------------|---|
| <b>Operating/Storage Temperature</b> | -55°C to +85°C  |
| <b>Humidity Aging</b>                | +85°C, 85% RH , 1000 hours<br>+/-10% typical voltage change |
| <b>Thermal Shock</b>                 | +85°C to -55°C 5 times<br>+/-10% typical voltage change     |
| <b>Solvent Resistance</b>            | MIL-STD-202, Method 215                                     |
| <b>Moisture Sensitivity</b>          | Level 1, J-STD-020  |

### Lead Configurations



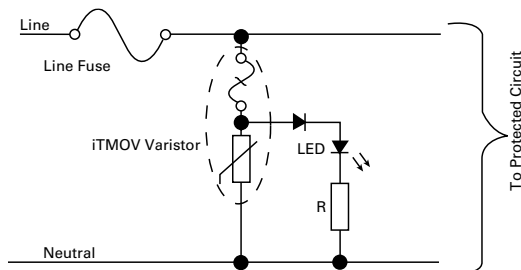
Note: MOVs are non-polarized passive elements

### iTMOV<sup>®</sup> Varistor Application Examples

The application examples below show how the indicator lead on the iTMOV<sup>®</sup> varistor can be used to indicate that the thermal element has been opened. This signifies that the circuit is no longer protected from transients by the MOV.

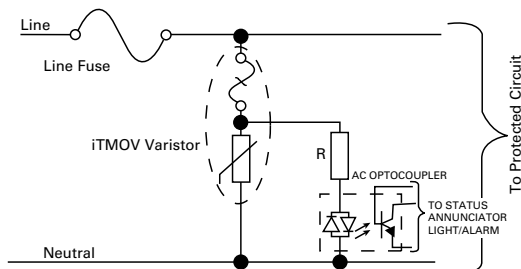
#### Application Example 1

In this case, the LED is normally on, and is off when the thermal element opens.



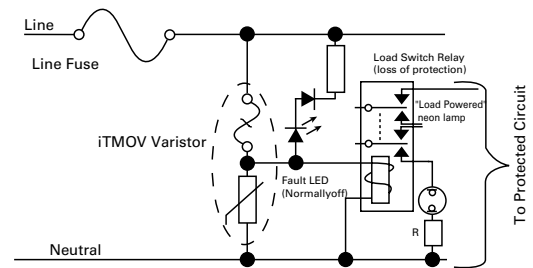
#### Application Example 2

This circuit utilizes an optocoupler to provide galvanic isolations between the iTMOV<sup>®</sup> varistor and the indicating or alarm circuitry.



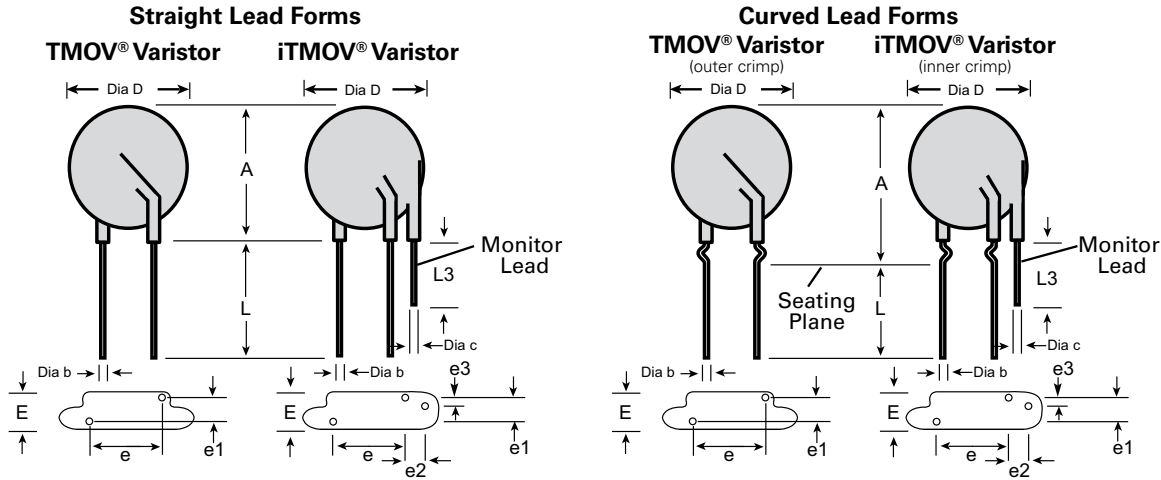
#### Application Example 3

This circuit illustrates the use of the monitoring lead of the iTMOV<sup>®</sup> varistor to ensure that equipment is only operated when overvoltage protection present. In normal operation the load switch relay solenoid is powered via the indicator lead of the iTMOV<sup>®</sup> varistor. In the event of the thermal element being activated, the relay will de-activate, cutting power to the protected circuit and the fault LED will illuminate.



Please note: Indicator circuits are provided as a guideline only. Verification of actual indicator circuitry is the responsibility of the end user. Component values selected must be appropriate for the specific AC line voltage service and application.

**Device Dimensions**



| Dimension                                 | V <sub>RMS</sub> Voltage Model | TMOV® Varistor |              |              |              | iTMOV® Varistor |              |              |              |
|---|--------------------------------|----------------|--------------|--------------|--------------|-----------------|--------------|--------------|--------------|
|   |                                | 14mm Size      |              | 20mm Size    |              | 14mm Size       |              | 20mm Size    |              |
|   |                                | Min. mm (in)   | Max. mm (in) | Min. mm (in) | Max. mm (in) | Min. mm (in)    | Max. mm (in) | Min. mm (in) | Max. mm (in) |
| <b>A</b><br>Straight Lead                 | ALL                            | 17.0 (0.669)   | 22.0 (0.866) | 23.0 (0.906) | 28.0 (1.10)  | 17.0 (0.669)    | 22.0 (0.866) | 23.0 (0.906) | 28.0 (1.10)  |
| <b>A</b><br>Crimped Lead                  | ALL                            | --             | 22.5 (0.886) | --           | 31.0 (1.221) | --              | 22.5 (0.886) | --           | 31.0 (1.221) |
| <b>Dia D</b>                              | ALL                            | 13.5 (0.531)   | 17.0 (0.669) | 19.0 (0.748) | 23.0 (0.906) | 13.5 (0.531)    | 17.0 (0.669) | 19.0 (0.748) | 23.0 (0.906) |
| <b>e</b>                                  | ALL                            | 6.5 (0.256)    | 8.5 (0.335)  | 6.5 (0.256)  | 8.5 (0.335)  | 6.5 (0.256)     | 8.5 (0.335)  | 6.5 (0.256)  | 8.5 (0.335)  |
| <b>e1</b><br>Bulk Pack                    | 115-175                        | 1.5 (0.059)    | 4.0 (0.157)  | 1.5 (0.059)  | 4.0 (0.157)  | 1.5 (0.059)     | 4.0 (0.157)  | 1.5 (0.059)  | 4.0 (0.157)  |
|   | 200-275                        | 2.0 (0.079)    | 4.5 (0.177)  | 2.0 (0.079)  | 4.5 (0.177)  | 2.0 (0.079)     | 4.5 (0.177)  | 2.0 (0.079)  | 4.5 (0.177)  |
|   | 300-420                        | 3.0 (0.118)    | 5.5 (0.217)  | 3.0 (0.118)  | 5.5 (0.217)  | 3.0 (0.118)     | 5.5 (0.217)  | 3.0 (0.118)  | 5.5 (0.217)  |
|   | 460-750                        | 0              | 2.0 (0.079)  | 0            | 2.0 (0.079)  | 0               | 2.0 (0.079)  | 0            | 2.0 (0.079)  |
| <b>e1</b><br>Tape & Reel and In-Line Lead | 115-420                        | 0              | 2.0 (0.079)  | 0            | 2.0 (0.079)  | 0               | 2.0 (0.079)  | 0            | 2.0 (0.079)  |
|   | 460-550*                       | 0              | 2.0 (0.079)  | 0            | 2.0 (0.079)  | 0               | 2.0 (0.079)  | 0            | 2.0 (0.079)  |
| <b>e2</b>                                 | ALL                            | n/a            | n/a          | n/a          | n/a          | 4.0 (0.138)     | 6.0 (0.236)  | 4.0 (0.157)  | 6.0 (0.236)  |
| <b>e3</b>                                 | ALL                            | n/a            | n/a          | n/a          | n/a          | 0               | 2.0 (0.079)  | 0            | 2.0 (0.079)  |
| <b>E</b>                                  | 115-175                        | --             | 9.0 (0.335)  | --           | 9.0 (0.335)  | --              | 9.0 (0.335)  | --           | 9.0 (0.335)  |
|   | 200-275                        | --             | 9.5 (0.374)  | --           | 9.5 (0.374)  | --              | 9.5 (0.374)  | --           | 9.5 (0.374)  |
|   | 300-460                        | --             | 11.0 (0.433) | --           | 11.0 (0.433) | --              | 11.0 (0.433) | --           | 11.0 (0.433) |
|   | 510-575                        | --             | 12.0 (0.472) | --           | 12.0 (0.472) | --              | 12.0 (0.472) | --           | 12.0 (0.472) |
|   | 625-750                        | --             | 13.0 (0.512) | --           | 13.0 (0.512) | --              | 13.0 (0.512) | --           | 13.0 (0.512) |
| <b>L</b>                                  | ALL                            | 25.4 (1.00)    | --           | 25.4 (1.00)  | --           | 25.4 (1.00)     | --           | 25.4 (1.00)  | --           |
| <b>L3</b>                                 | ALL                            | n/a            | n/a          | n/a          | n/a          | 6.0 (0.236)     | --           | 6.0 (0.236)  | --           |
| <b>Dia b</b>                              | 115-420                        | 0.76 (0.030)   | 0.86 (0.034) | 0.76 (0.030) | 0.86 (0.034) | 0.76 (0.030)    | 0.86 (0.034) | 0.76 (0.030) | 0.86 (0.034) |
|   | 460-750                        | 0.76 (0.030)   | 0.86 (0.034) | 0.95 (0.037) | 1.05 (0.041) | 0.76 (0.030)    | 0.86 (0.034) | 0.95 (0.037) | 1.05 (0.041) |
| <b>Dia c</b><br>Outside Lead Only         | ALL                            | n/a            | n/a          | n/a          | n/a          | 0.76 (0.030)    | 0.86 (0.034) | 0.76 (0.030) | 0.86 (0.034) |

NOTES:

\* Tape and Reel packaging option is available only for devices up to 420Vrms.

### Tape and Reel Specification

iTMOV<sup>®</sup> VARISTOR WITH INNER CRIMP



TMOV<sup>®</sup> VARISTOR WITH OUTER CRIMP



iTMOV<sup>®</sup> VARISTOR WITH STRAIGHT LEADS



TMOV<sup>®</sup> VARISTOR WITH STRAIGHT LEADS



|                      | DESCRIPTION   | CRIMPED LEADS   |                 | STRAIGHT LEADS       |                      |
|----------------------|---|-----------------|-----------------|----------------------|----------------------|
|                      |   | MODEL SIZE      |                 | MODEL SIZE           |                      |
|                      |   | 14mm            | 20mm            | 14mm                 | 20mm                 |
| <b>B<sub>1</sub></b> | Component Top to Seating Plane                                | 22.5 Max        | 31 Max          | 22.0 Max             | 28.0 Max             |
| <b>P</b>             | Pitch of Component  | 25.4 +/- 1.0    | 25.4 +/- 1.0    | 25.4 ±1.0            | 25.4 ±1.0            |
| <b>P<sub>0</sub></b> | Feed Hole Pitch   | 12.7 +/- 0.2    | 12.7 +/- 0.2    | 12.7 ±0.2            | 12.7 ±0.2            |
| <b>P<sub>1</sub></b> | Feed Hole Center to Pitch                                     | 8.95 +/- 0.7    | 8.95 +/- 0.7    | 8.95 ±0.7            | 8.95 ±0.7            |
| <b>P<sub>2</sub></b> | Hole Center to Component Center                               | 12.7 +/- 0.7    | 12.7 +/- 0.7    | 12.7 ±0.7            | 12.7 ±0.7            |
| <b>F</b>             | Lead to Lead Distance   | 75 +/- 0.8      | 75 +/- 0.8      | 75 ±0.8              | 75 ±0.8              |
| <b>Δh</b>            | Component Alignment   | 2.0 Max         | 2.0 Max         | 2.0 Max              | 2.0 Max              |
| <b>W</b>             | Tape Width  | 18.0 +1.0/-0.5  | 18.0 +1.0/-0.5  | 18.0 +1.0/-0.5       | 18.0 +1.0/-0.5       |
| <b>W<sub>0</sub></b> | Hold Down Tape Width  | 12.0 +/- 0.3    | 12.0 +/- 0.3    | 12.0 ±0.3            | 12.0 ±0.3            |
| <b>W<sub>1</sub></b> | Hole Position   | 9.0 +0.75/-0.50 | 9.0 +0.75/-0.50 | 9.0 +0.75/-0.5       | 9.0 +0.75/-0.5       |
| <b>W<sub>2</sub></b> | Hold Down Tape Position                                       | 0.5 Max         | 0.5 Max         | 0.5 Max              | 0.5 Max              |
| <b>H</b>             | Height from Tape Centre to Component Base (non-crimped parts) | –               | –               | 18.0 +2.0/0          | 18.0 +2.0/0          |
| <b>H<sub>0</sub></b> | Seating Plane Height (crimped parts only)                     | 16.0 +/- 0.5    | 16.0 +/- 0.5    | –                    | –                    |
| <b>H<sub>1</sub></b> | Component Height  | 40.0 Max        | 46.5 Max        | 40.0 Max             | 46.5 Max             |
| <b>C</b>             | Crimp Length (crimped parts only)                             | 2.6 typ         | 2.6 typ         | –                    | –                    |
| <b>D<sub>0</sub></b> | Feed Hole Diameter  | 4.0 +/- 0.2     | 4.0 +/- 0.2     | 4.0 ±0.2             | 4.0 ±0.2             |
| <b>t</b>             | Total Tape Thickness  | 0.7 +/- 0.2     | 0.7 +/- 0.2     | 0.7 ±0.2             | 0.7 ±0.2             |
| <b>L</b>             | Length of Clipped Lead  | 11.0 Max        | 11.0 Max        | 11.0 Max             | 11.0 Max             |
| <b>Δp</b>            | Component Alignment   | 3 Max, 1.00mm   | 3 Max           | 3 deg Max, 1.0mm Max | 3 deg Max, 1.0mm Max |

NOTES:

- Dimensions in mm
- Reel capacity varies with voltage.
- Leads are crimped and in-line. This excludes the monitor lead on iTMOV<sup>®</sup> varistor which are not crimped and not in-line.
- To order tape and reel option please add suffix 'L2T7' to end of standard part number.
- Tape and reel option is available for rated voltages up to 420V. Contact factory regarding availability of higher voltages.
- Contact Littelfuse for additional details.

### Part Numbering System

**Base Part Codes**  
(See ratings & specifications tables and notes below)



**Option Codes<sup>1</sup>**  
(See below)

**XXXXX**  
**NON-STANDARD LEAD FORM, PACKAGING and LEAD SPACING OPTIONS<sup>1</sup>:**

L2B7: Lead Form: Crimped and In-Line<sup>2</sup> Leads  
Packaging: Bulk Pack  
Lead Spacing<sup>3</sup>: 7.5mm

L2T7: Lead Form: Crimped and In-Line<sup>2</sup> Leads  
Packaging: Tape and Reel<sup>4</sup>  
Lead Spacing<sup>3</sup>: 7.5mm

L3T7: Lead Form: Straight Leads and In-Line<sup>2</sup> Leads  
Packaging: Tape and Reel  
Lead Spacing: 7.5mm

Option Codes:  
X2855: Nickel Barrier coated wire option –  
All standard parts use tinned copper clad steel wire. Nickel Barrier coated wire is available as an option, consisting of Copper wire with a flashing of Nickel followed by a top coating of Tin. To order append standard model BASE PART number with "X2855." Example:

| Standard Model | Order As          |
|----------------|-------------------|
| TMOV20RP115E   | TMOV20RP115EX2855 |

Other non-standard options may be available - please contact Littelfuse.

**NOTES:**

- Use Base Part Code only to receive standard product:  
Lead Form: Straight Leads. Devices greater than 420Vrms are provided In-Line<sup>2</sup>.  
Packaging: Bulk Pack  
Lead Spacing: 7.5mm +/-1.0mm
- "In-Line" refers to straight row of leads at the tip where product is to contact the circuit board. Refer to "e1" in Device Dimensions section.
- Lead Spacing refers to span between leads as "e" dimension in Device Dimensions section.
- Due to device bulk, tape and reel packaging option is available only for devices up to 420Vrms.

### Pack Quantities

| Rated Voltage | Pack Quantities |      |               |      |
|---------------|-----------------|------|---------------|------|
|               | Bulk Pack       |      | Tape and Reel |      |
|               | Model Size      |      | Model Size    |      |
|               | 14mm            | 20mm | 14mm          | 20mm |
| 115-250       | 600             | 400  | 500           | 400  |
| 275-550       | 500             | 300  | 400           | 300  |
| 575-750       | 400             | 200  | n/a           | n/a  |

NOTE: Tape and Reel available up to 420V only - please contact factory regarding availability of higher voltage parts.



## Данный компонент на территории Российской Федерации

### Вы можете приобрести в компании MosChip.

Для оперативного оформления запроса Вам необходимо перейти по данной ссылке:

<http://moschip.ru/get-element>

Вы можете разместить у нас заказ для любого Вашего проекта, будь то серийное производство или разработка единичного прибора.

В нашем ассортименте представлены ведущие мировые производители активных и пассивных электронных компонентов.

Нашей специализацией является поставка электронной компонентной базы двойного назначения, продукции таких производителей как XILINX, Intel (ex.ALTERA), Vicor, Microchip, Texas Instruments, Analog Devices, Mini-Circuits, Amphenol, Glenair.

Сотрудничество с глобальными дистрибьюторами электронных компонентов, предоставляет возможность заказывать и получать с международных складов практически любой перечень компонентов в оптимальные для Вас сроки.

На всех этапах разработки и производства наши партнеры могут получить квалифицированную поддержку опытных инженеров.

Система менеджмента качества компании отвечает требованиям в соответствии с ГОСТ Р ИСО 9001, ГОСТ РВ 0015-002 и ЭС РД 009

### Офис по работе с юридическими лицами:

105318, г.Москва, ул.Щербаковская д.3, офис 1107, 1118, ДЦ «Щербаковский»

Телефон: +7 495 668-12-70 (многоканальный)

Факс: +7 495 668-12-70 (доб.304)

E-mail: [info@moschip.ru](mailto:info@moschip.ru)

Skype отдела продаж:

moschip.ru

moschip.ru\_4

moschip.ru\_6

moschip.ru\_9