

TYPICAL INDICATOR ORDERING EXAMPLE

UB2 **01** **K** **W03** **6CF** — **4J** **01**

MOUNTING TYPES	
PCB Mounting	
01	Square
Snap-in Mounting	
04	Square

HOUSING	
K	Black

TERMINALS	
W03	Silver PC/Turret

LEDS	
Bright LED	
5C	Red
5D	Amber
5F	Green

CAP TYPES & COLORS	
Sculptured Cap Lens/Diffuser Colors	
1JB	Clear/White
1JC	Clear/Red
1JD	Clear/Amber
1JF	Clear/Green
Beveled Cap & Colors	
2B	White
2C	Red
2D	Amber
2F	Green
Flat Cap Lens/Diffuser Colors	
3JB	Clear/White
3JC	Clear/Red
3JD	Clear/Amber
3JF	Clear/Green


Super Bright LED	
6B	White
6F	Green
6G	Blue

Sculptured Cap Lens/Diffuser Color	
1JB	Clear/White
Beveled Cap & Color	
2B	White
Flat Cap Lens/Diffuser Color	
3JB	Clear/White

Super Bright Bicolor LED	
6CF	Red/Green

Sculptured Cap Lens/Diffuser Color	
1JB	Clear/White
Beveled Cap & Color	
2B	White
Flat Cap Lens/Diffuser Color	
3JB	Clear/White

DESCRIPTION FOR TYPICAL ORDERING EXAMPLE **UB201KW036CF-4J01**



Sculptured Cap with Alternating Legend	
4J	Clear Lens
Flat Cap with Alternating Legend	
5J	Clear Lens

ALTERNATING LEGENDS	
01	ON/OFF
02	START/STOP
04	OPEN/CLOSE

MOUNTING TYPES, SHAPES, & TERMINALS

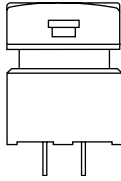
PCB Mounting

Snap-in Mounting

Terminals

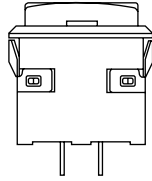
01

Square



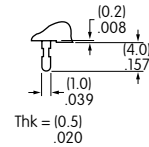
04

Square with Built-in Bezel



W03


Silver PC/Turret



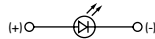
Panel Thickness:
.039 ~ .126" (1.0 ~ 3.2mm)

LED COLORS & SPECIFICATIONS

The electrical specifications shown are determined at a basic temperature of 25°C. Polarity marks are on the bottom of the device. If the source voltage exceeds the rated voltage, a ballast resistor is required. The resistor value can be calculated by using the formula in the Supplement section. The LED is an integral part of the indicator and not available separately.

Note for Super Bright:	Bright			Super Bright			Super Bright	Unit	
	5C	5D	5F	6B	6F	6G	6CF		
	Color	Red	Amber	Green	White	Green	Blue	Red/Green	
Forward Peak Current	I_{FM}	30	30	25	25	25	25	30/25 Amber 25/22	mA
Continuous Forward Current	I_F	20	20	20	20	20	20	20/20	mA
Forward Voltage	V_F	1.85	2.0	2.1	3.6	3.5	3.6	2.1/3.5	V
Reverse Peak Voltage	V_{RM}	5	5	5	5	5	5	4/4	V
Current Reduction Rate Above 25°C	ΔI_F	0.40	0.42	0.46	0.40	0.40	0.40	0.40/0.33	mA/°C
Ambient Temperature Range		-25° ~ +50			-20° ~ +50			-25° ~ +50	°C

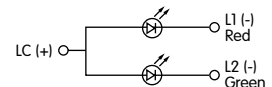
Bright
Single Color LED
with 1 element



Super Bright
Single Color LED
with 1 element



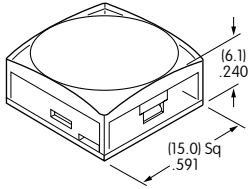
Super Bright
Bicolor LED
with 2 elements



Amber color can be achieved by lighting red and green simultaneously on the bicolor LED (not suitable for Alternating Legends).

CAP TYPES & COLOR COMBINATIONS

1 AT3074
Sculptured

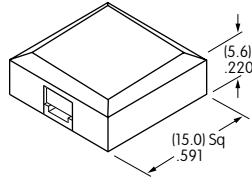


Lens/Diffuser
Colors
Available:

- JB** Clear/White
- JC** Clear/Red
- JD** Clear/Amber
- JF** Clear/Green

Material: Polycarbonate
Finish: Glossy

2 AT3075
Beveled

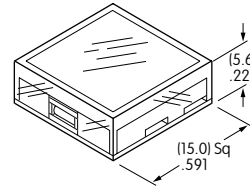


Material: Polycarbonate
Finish: Glossy

Cap
Colors
Available:

- B** White
- C** Red
- D** Amber
- F** Green

3 AT3076
Flat



Material: Polycarbonate
Finish: Glossy

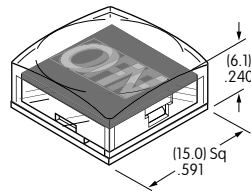
Lens/Diffuser
Colors
Available:

- JB** Clear/White
- JC** Clear/Red
- JD** Clear/Amber
- JF** Clear/Green

Alternating Legend Caps for Super Bright Bicolor LED

4J AT3069J Sculptured Cap
with Alternating Legend

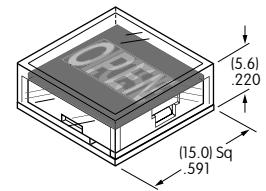
Clear Lens
Alternating Legend Filter



Material: Polycarbonate

5J AT3070J Flat Cap
with Alternating Legend

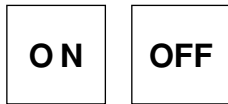
Clear Lens
Alternating Legend Filter



Finish: Glossy

Standard Alternating Legend Pairs

01



Green Red

02



Green Red

04



Green Red

Cap illumination is alternating green/red; legend text is black.

Contact factory for other Alternating Legends.

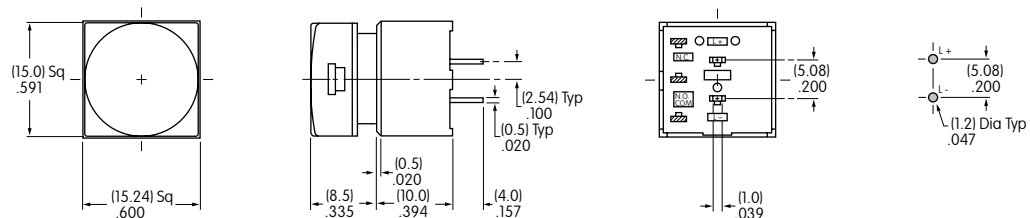
Legend illustrations are approximate representations of the actual characters on the filters.

TYPICAL INDICATOR DIMENSIONS

PCB Mount



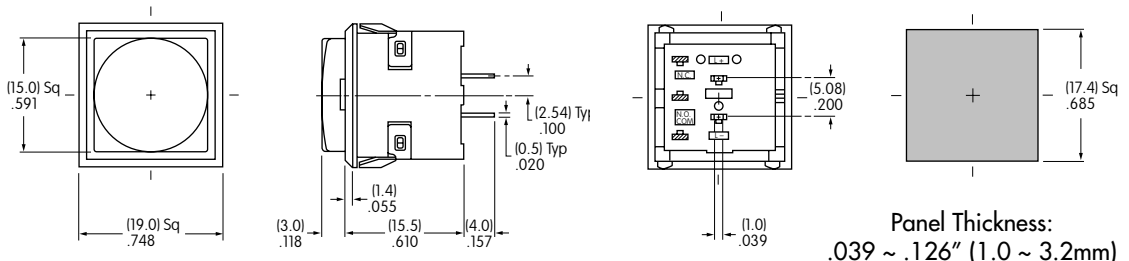
UB201KW035C-1JC



Snap-in Mount



UB204KW035C-1JC



Panel Thickness:
.039 ~ .126" (1.0 ~ 3.2mm)

Данный компонент на территории Российской Федерации

Вы можете приобрести в компании MosChip.

Для оперативного оформления запроса Вам необходимо перейти по данной ссылке:

<http://moschip.ru/get-element>

Вы можете разместить у нас заказ для любого Вашего проекта, будь то серийное производство или разработка единичного прибора.

В нашем ассортименте представлены ведущие мировые производители активных и пассивных электронных компонентов.

Нашей специализацией является поставка электронной компонентной базы двойного назначения, продукции таких производителей как XILINX, Intel (ex.ALTERA), Vicor, Microchip, Texas Instruments, Analog Devices, Mini-Circuits, Amphenol, Glenair.

Сотрудничество с глобальными дистрибьюторами электронных компонентов, предоставляет возможность заказывать и получать с международных складов практически любой перечень компонентов в оптимальные для Вас сроки.

На всех этапах разработки и производства наши партнеры могут получить квалифицированную поддержку опытных инженеров.

Система менеджмента качества компании отвечает требованиям в соответствии с ГОСТ Р ИСО 9001, ГОСТ РВ 0015-002 и ЭС РД 009

Офис по работе с юридическими лицами:

105318, г.Москва, ул.Щербаковская д.3, офис 1107, 1118, ДЦ «Щербаковский»

Телефон: +7 495 668-12-70 (многоканальный)

Факс: +7 495 668-12-70 (доб.304)

E-mail: info@moschip.ru

Skype отдела продаж:

moschip.ru

moschip.ru_4

moschip.ru_6

moschip.ru_9