3M™ MetPak™ 2-FB Stacking Socket

2 mm 4/5-Row, Vertical, Solder or Press-Fit Tail — MP2 Series



- End-to-end stackable
- Offset dual-beam contact minimizes insertion force
- High-profile/high pin count
- Ideal for parallel stacking applications
- Vertical receptacle
- Eliminates internal cabling
- Meets IEC 61076-4-104 Futurebus+® global standard
- See the Regulatory Information Appendix (RIA) in the "RoHS compliance" section of www.3Mconnector.com for compliance information (RIA E1 & C1 apply)

Date Modified: May 13, 2010

TS-1118-B
Sheet 1 of 4

Physical

Insulation:
Material: High Temp LCP
Flammability: UL 94V-0
Color: Beige

Contact:
Material: Phosphor Bronze

Plating:
Underplating: 50 μ" [1.27 μm) Nickel
Wiping Area: See Ordering Information
Solder Tails: See Ordering Information

Electrical

Current Rating: Signal: 1.5 A – All contacts simultaneously
Insulation Resistance: 10^3 MΩ
Withstanding Voltage: 1000 V_{AC}

Environmental

Temperature Rating: -55°C to +125°C
Process Temperature Rating: 260°C (Profile per J-STD-020C)
Moisture Sensitivity Level: 1 (per J-STD-020C)

UL File No.: E68080

MetPak is a trademark of 3M Company.
Futurebus+ is a registered trademark of the Institute of Electrical and Electronic Engineers, Inc. (IEEE)

3M™ MetPak™ 2-FB Stacking Socket

2 mm 4/5-Row, Vertical, Solder or Press-Fit Tail

MP2 Series

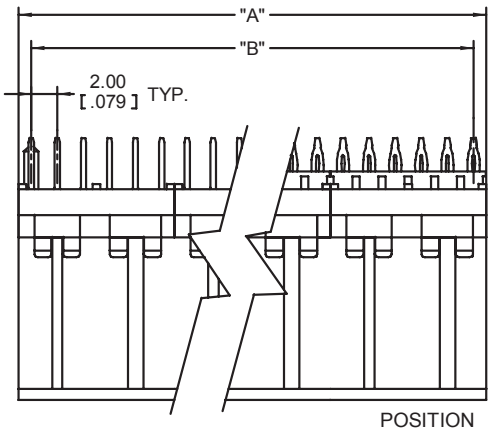

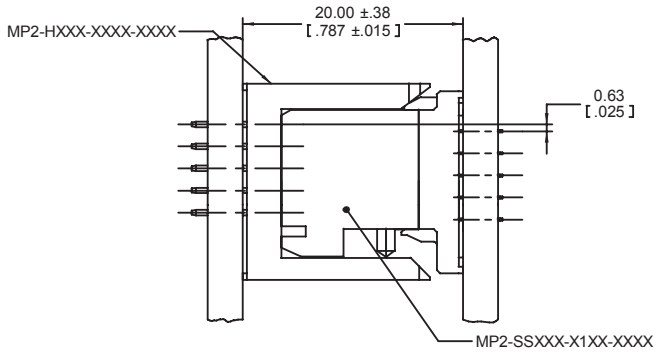

MATED WITH MP2-HXXX-XXXX-XXXX

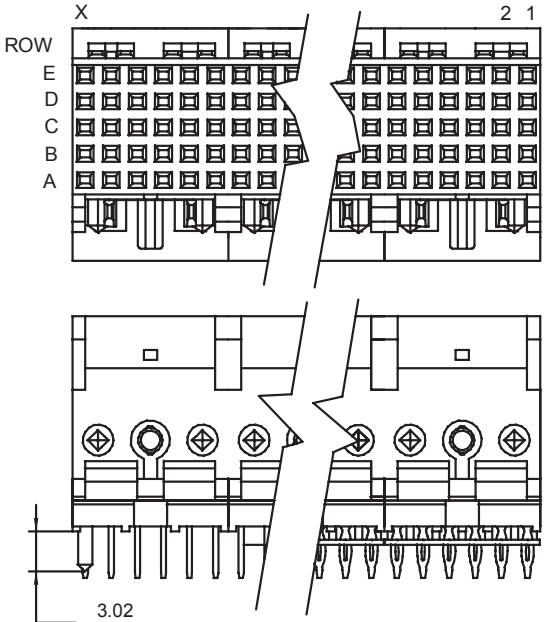

SOLDER TAIL OR PRESS FIT

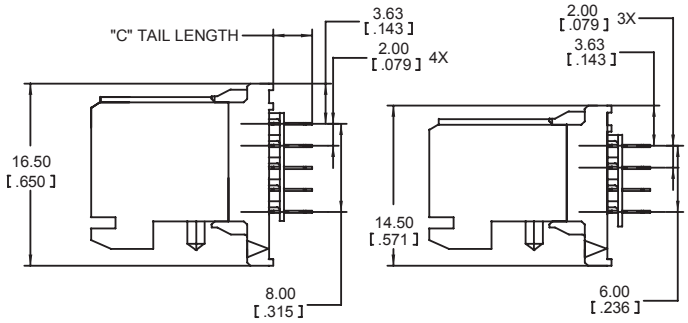

5 ROW PRODUCT **4 ROW PRODUCT**

mm
[inch]

Tolerance Unless Noted			
	0	0.0	0.00
mm	±3	±0.3	±0.13

[ ] Dimensions for Reference Only

Notes:

1. Refer to IEC 61076-4-104 Futurebus+® global standard.
2. "Press Fit" describes a contact tail having a compliant section designed to make a reliable electrical connection with a plated through-hole (PTH) in a printed circuit board, typically a "back plane."

Ordering Information

MP2 - SSXXX - X1XX - XXXXX

- Stacking Socket
- Contact Count (See Table 1)
- Rows
  - 4 = 4 Rows
  - 5 = 5 Rows
- Termination Style
  - P = Press-Fit (with Tail Cover)
  - S = Solder Tail
- Tail Length (See Table 2)
- Plating Options (See Table 3)

TS-1118-B
Sheet 2 of 4

3M is a trademark of 3M Company.

For technical, sales or ordering information call
800-225-5373

3M™ MetPak™ 2-FB Stacking Socket

2 mm 4/5-Row, Vertical, Solder or Press-Fit Tail

MP2 Series

Table 1 - Connector & Row Lengths				
Pin Count	Dim. "A" mm [inch]	Dim "B" mm [inch]	Rows	Block Count
024	11.95 [0.471]	10.00 [0.394]	4	1
048	23.95 [0.943]	22.00 [0.866]	4	2
072	35.95 [1.415]	34.00 [1.339]	4	3
096	47.95 [1.889]	46.00 [1.811]	4	4
120	59.95 [2.36]	58.00 [2.283]	4	5
144	71.95 [2.833]	70.00 [2.756]	4	6
168	83.95 [3.305]	82.00 [3.228]	4	7
192	95.95 [3.778]	94.00 [3.701]	4	8
030	11.95 [0.471]	10.00 [0.394]	5	1
060	23.95 [0.943]	22.00 [0.866]	5	2
090	35.95 [1.415]	34.00 [1.339]	5	3
120	47.95 [1.888]	46.00 [1.811]	5	4
150	59.95 [2.361]	58.00 [2.283]	5	5
180	71.95 [2.833]	70.00 [2.756]	5	6
210	83.95 [3.305]	82.00 [3.228]	5	7
240	95.95 [3.778]	94.00 [3.701]	5	8

Table 2 - Tail Length Options		
Contact-to-PC Board Tail Termination Option No.		Dim. "C"
Solder	Press-Fit*	
1	1	3.53 [0.139]

*Compliant-Pin Tail

Table 3 - Plating & Regulatory			
Plating Suffix	Press-Fit Tails*	Solder Tails	Plating Composition
TG30	RIA E2 & C2 apply	RIA E3 & C2 apply	0.76 µm [30 µ"] Min. Au Contact Area 2.54 µm [100 µ"] Min. SnPb Tail Area 1.27 µm [50 µ"] Min. Ni all over
TR30	RIA E2 & C2 apply	RIA E3 & C2 apply	0.08 µm [3 µ"] Min. Au Contact Area 0.67 µm [27 µ"] Min. PdNi Contact Area 2.54 µm [100 µ"] Min. SnPb Tail Area 1.27 µm [50 µ"] Min. Ni all over
KR	RIA E1 & C1 apply	RIA E1 & C1 apply	0.76 µm [30 µ"] Min. Au Contact Area 2.54 µm [100 µ"] Min. Matt Whisker Mitigating Sn Tail Area 1.27 µm [50 µ"] Min. Ni all over
LR	RIA E1 & C1 apply	RIA E1 & C1 apply	0.08 µm [3 µ"] Min. Au Contact Area 0.67 µm [27 µ"] Min. PdNi Contact Area 2.54 µm [100 µ"] Min. Matt Whisker Mitigating Sn Tail Area 1.27 µm [50 µ"] Min. Ni all over

*Compliant-Pin Tail

3M
Electronic Solutions Division
Interconnect Solutions
http://www.3Mconnector.com

3M is a trademark of 3M Company.
For technical, sales or ordering information call
800-225-5373

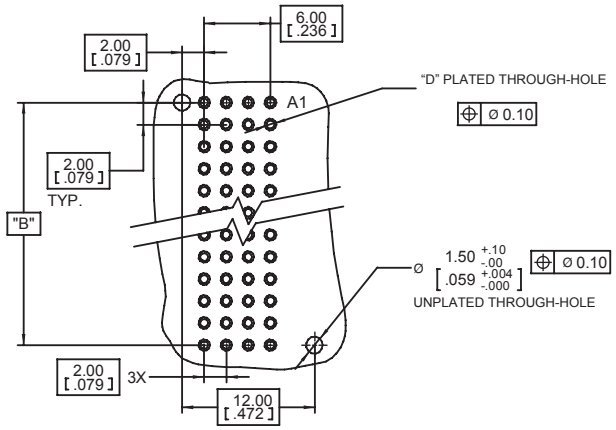

RECOMMENDED 4 ROW SOLDER TAIL PCB HOLE MOUNTING PATTERN

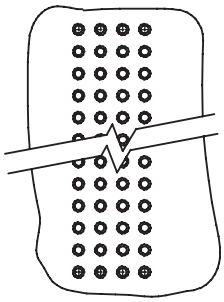

RECOMMENDED 4 ROW PRESS-FIT PCB HOLE MOUNTING PATTERN

Table 4 – HOLE PLATING For TG30 and TR30 FINISHES ONLY				
HOLE	**Finished Dia. MM [in]**	**Cu Thickness [mm [in]**	**SnPb Thickness microns [µ"]**	**Drilled Hole Dia. mm [in]**
"D"	0.65-0.80 [.0256-.0315]	0.025 [.001] min.	15 [600] max.	0.81-0.86 [.0319-.0339]

Table 5 – HOLE PLATING For KR and LR FINISHES ONLY						
HOLE	**Finished Dia. MM [in]**	**Cu Thickness [mm [in]**	**Immersion Matte Sn Thickness microns [µ"]**	**Electrolytic Au Thickness microns [µ"]**	**OSP ENTEK Thickness microns [µ"]**	**Drilled Hole Dia. mm [in]**
"D"	0.700-0.800 [.0276-.0315]	0.025-0.045 [0.001-0.002]	0.5 - 2.5 [20 - 100]	0.1 - 0.5 [4 - 20]	0.2 - 0.5 [8 - 20]	0.830-0.860 [.0330-.0340] or 0.85 mm [#66] TWIST DRILL

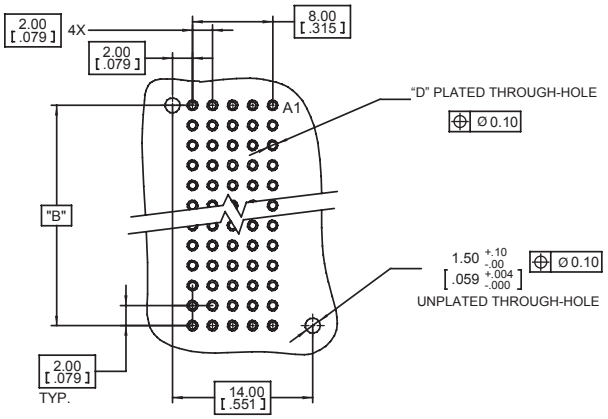

RECOMMENDED 5 ROW SOLDER TAIL PCB HOLE MOUNTING PATTERN

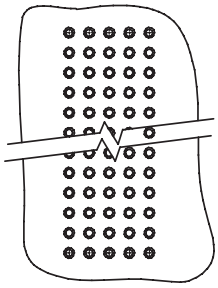

RECOMMENDED 5 ROW PRESS-FIT PCB HOLE MOUNTING PATTERN

TS-1118-B
Sheet 4 of 4

Important Notice

All statements, technical information, and recommendations related to 3M's products are based on information believed to be reliable, but the accuracy or completeness is not guaranteed. Before using this product, you must evaluate it and determine if it is suitable for your intended application. You assume all risks and liability associated with such use. Any statements related to the product which are not contained in 3M's current publications, or any contrary statements contained on your purchase order shall have no force or effect unless expressly agreed upon, in writing, by an authorized officer of 3M.

Warranty; Limited Remedy; Limited Liability.

This product will be free from defects in material and manufacture for a period of ninety (90) days from the time of purchase. **3M MAKES NO OTHER WARRANTIES INCLUDING, BUT NOT LIMITED TO, ANY IMPLIED WARRANTY OF MERCHANTABILITY OR FITNESS FOR A PARTICULAR PURPOSE.** If this product is defective within the warranty period stated above, your exclusive remedy shall be, at 3M's option, to replace or repair the 3M product or refund the purchase price of the 3M product. **Except where prohibited by law, 3M will not be liable for any indirect, special, incidental or consequential loss or damage arising from this 3M product, regardless of the legal theory asserted.**

3M Electronics Solutions Division
6801 River Place Blvd.
Austin, TX 78726-9000
U.S.A.
1-800-225-5373
www.3Mconnector.com

Please recycle. Printed in USA.
© 3M 2010. All rights reserved.
RIA-2217B-E
3M is a trademark of 3M Company.

Общество с ограниченной ответственностью «МосЧип» ИНН 7719860671 / КПП 771901001
Адрес: 105318, г.Москва, ул.Щербаковская д.3, офис 1107

Данный компонент на территории Российской Федерации

Вы можете приобрести в компании MosChip.

Для оперативного оформления запроса Вам необходимо перейти по данной ссылке:

http://moschip.ru/get-element

Вы можете разместить у нас заказ для любого Вашего проекта, будь то серийное производство или разработка единичного прибора.

В нашем ассортименте представлены ведущие мировые производители активных и пассивных электронных компонентов.

Нашей специализацией является поставка электронной компонентной базы двойного назначения, продукции таких производителей как XILINX, Intel (ex.ALTERA), Vicor, Microchip, Texas Instruments, Analog Devices, Mini-Circuits, Amphenol, Glenair.

Сотрудничество с глобальными дистрибьюторами электронных компонентов, предоставляет возможность заказывать и получать с международных складов практически любой перечень компонентов в оптимальные для Вас сроки.

На всех этапах разработки и производства наши партнеры могут получить квалифицированную поддержку опытных инженеров.

Система менеджмента качества компании отвечает требованиям в соответствии с ГОСТ Р ИСО 9001, ГОСТ РВ 0015-002 и ЭС РД 009

Офис по работе с юридическими лицами:

105318, г.Москва, ул.Щербаковская д.3, офис 1107, 1118, ДЦ «Щербаковский»

Телефон: +7 495 668-12-70 (многоканальный)

Факс: +7 495 668-12-70 (доб.304)

E-mail: info@moschip.ru

Skype отдела продаж:
moschip.ru
moschip.ru_4
moschip.ru_6
moschip.ru_9