



# Surface Mount Fuses

Thin Film > 0603 Size > Fast-Acting > 494 Series

## 494 Series Fuse, NRA Special Series Integrated Circuit Protector



### Agency Approvals

AGENCY	AGENCY FILE NUMBER	AMPERE RANGE
	E10480	250mA - 5A
	LR29862	250mA - 5A

### Electrical Characteristics for Series

% of Ampere Rating	Opening Time at 25°C
100%	4 hours, Minimum
200%	5 sec., Maximum
300%	0.2 sec., Maximum

### Additional Information



Datasheet



Resources



Samples

### Description

The 494 Series Fast-Acting SMF is an ultra small (0603 size) thin-film device designed for secondary protection of circuits used in space constrained applications such as hand-held portable electronic devices. This series is 100% lead-free and meets the requirements of the RoHS directive. New Halide-Free 494 Series fuses are available to order using the "HF" suffix. See Part Numbering section for additional information.

### Features



- Compatible with lead-free solders and higher temperature profiles
- High performance materials provide improved performance in elevated ambient temperature applications
- Marked on top surface with code to allow ampere rating identification without testing
- Low profile for height sensitive applications
- Flat top surface for pick-and-place operations
- Element-covering material is resistant to industry standard cleaning operations
- Mounting pad and electrical performance are identical to Littelfuse 431 and 434 Series products
- Alloy-based element construction provides superior inrush withstand characteristics (I<sup>2</sup>t) over ceramic or glass-based 0603 fuse products

### Applications

Secondary protection for space constrained applications:

- Cell phones
- Digital cameras
- Hard disk drives
- Battery packs
- DVD players

### Electrical Specifications by Item

Ampere Rating (A)	Amp Code	Max Voltage Rating (V)	Interrupting Rating	Nominal Cold Resistance (Ohms)	Nominal Melting I <sup>2</sup> t (A <sup>2</sup> sec)	Nom Voltage Drop (mV)	Nom Power Dissipation (W)	Agency Approvals	
									
0.250	.250	32	50A @32V AC/DC	0.5450	0.0030	158.56	0.0396	x	x
0.375	.375	32		0.2900	0.0053	128.03	0.0480	x	x
0.500	.500	32		0.1870	0.0087	115.71	0.0579	x	x
0.750	.750	32		0.1170	0.0171	107.33	0.0805	x	x
1.00	001.	32		0.0710	0.0212	89.10	0.0891	x	x
1.25	1.25	32	35A @32V AC/DC	0.0530	0.0518	84.32	0.1054	x	x
1.40	01.4	32		0.049	0.05529	74.84	0.1048	x	x
1.50	01.5	32		0.0410	0.0766	81.14	0.1217	x	x
1.75	1.75	32		0.0320	0.0903	78.75	0.1378	x	x
2.00	002.	32		0.0300	0.1103	78.22	0.1564	x	x
2.50	02.5	32		0.0220	0.1440	76.10	0.1903	x	x
3.00	003.	32		0.0180	0.2403	75.04	0.2251	x	x
3.15	3.15	32		0.017	0.27405	63.78	0.2009	x	x
3.50	03.5	32		0.0150	0.4306	74.25	0.2599	x	x
4.00	004.	32		0.0130	0.5760	73.72	0.2949	x	x
5.00	005.	32	0.0090	0.9000	72.71	0.3635	x	x	

1. Measured at 10% of rated current, 25°C. 2. Measured at rated voltage.

## Temperature Derating Curve



## Average Time Current Curves



## Soldering Parameters

Reflow Condition		Pb – free assembly
Pre Heat	- Temperature Min ( $T_{s(min)}$ )	150°C
	- Temperature Max ( $T_{s(max)}$ )	200°C
	- Time (Min to Max) ( $t_s$ )	60 – 180 seconds
Average Ramp-up Rate (Liquidus Temp ( $T_L$ ) to peak)		5°C/second max.
$T_{s(max)}$ to $T_L$ - Ramp-up Rate		5°C/second max.
Reflow	- Temperature ( $T_L$ ) (Liquidus)	217°C
	- Temperature ( $t_L$ )	60 – 150 seconds
Peak Temperature ( $T_p$ )		250 <sup>+0/-5</sup> °C
Time within 5°C of actual peak Temperature ( $t_p$ )		20 – 40 seconds
Ramp-down Rate		5°C/second max.
Time 25°C to peak Temperature ( $T_p$ )		8 minutes max.
Do not exceed		260°C



## Product Characteristics

<b>Materials</b>	<b>Body:</b> Advanced High Temperature Substrate <b>Terminations:</b> 100% Tin over Nickel over Copper <b>Element Cover Coat:</b> Conformal Coating
<b>Operating Temperature</b>	- 55°C to 90°C. Consult temperature derating curve chart. For operation above 90°C contact Littelfuse.
<b>Humidity</b>	MIL-STD-202F, Method 103B, Condition D

<b>Thermal Shock</b>	Withstands 5 cycles of - 55°C to 125°C
<b>Vibration</b>	Per MIL-STD-202F
<b>Insulation Resistance (After Opening)</b>	Greater than 10,000 ohms
<b>Resistance to Soldering Heat</b>	Withstands 60 seconds above 200°C and up to 260°C, maximum

## Dimensions



## Part Marking System

Amp Code	Marking Code
.250	<b>D</b>
.375	<b>E</b>
.500	<b>F</b>
.750	<b>G</b>
001.	<b>H</b>
1.25	<b>J</b>
01.4	<b>III</b>
01.5	<b>K</b>
1.75	<b>L</b>
002.	<b>N</b>
02.5	<b>O</b>
003.	<b>P</b>
3.15	<b>III</b>
03.5	<b>R</b>
004.	<b>S</b>
005.	<b>T</b>

## Packaging

Packaging Option	Packaging Specification	Quantity	Quantity & Packaging Code
8mm Tape and Reel	EIA RS-481-2 (IEC 286, part 3)	5000	NR

## Part Numbering System

**0494002.NRHF**

**SERIES**

**AMP Code**

Refer to Amp Code column in the Electrical Specifications table.  
NOTE: The dot is positioned before the Packaging Suffix with whole ratings and within the numbering sequence for fractional ratings.

**PACKAGING Code**

NR = Tape and Reel, 5000 pcs

**'HF' SUFFIX HALIDE FREE ITEM**

## Данный компонент на территории Российской Федерации

### Вы можете приобрести в компании MosChip.

Для оперативного оформления запроса Вам необходимо перейти по данной ссылке:

<http://moschip.ru/get-element>

Вы можете разместить у нас заказ для любого Вашего проекта, будь то серийное производство или разработка единичного прибора.

В нашем ассортименте представлены ведущие мировые производители активных и пассивных электронных компонентов.

Нашей специализацией является поставка электронной компонентной базы двойного назначения, продукции таких производителей как XILINX, Intel (ex.ALTERA), Vicor, Microchip, Texas Instruments, Analog Devices, Mini-Circuits, Amphenol, Glenair.

Сотрудничество с глобальными дистрибьюторами электронных компонентов, предоставляет возможность заказывать и получать с международных складов практически любой перечень компонентов в оптимальные для Вас сроки.

На всех этапах разработки и производства наши партнеры могут получить квалифицированную поддержку опытных инженеров.

Система менеджмента качества компании отвечает требованиям в соответствии с ГОСТ Р ИСО 9001, ГОСТ РВ 0015-002 и ЭС РД 009

### Офис по работе с юридическими лицами:

105318, г.Москва, ул.Щербаковская д.3, офис 1107, 1118, ДЦ «Щербаковский»

Телефон: +7 495 668-12-70 (многоканальный)

Факс: +7 495 668-12-70 (доб.304)

E-mail: [info@moschip.ru](mailto:info@moschip.ru)

Skype отдела продаж:

moschip.ru

moschip.ru\_4

moschip.ru\_6

moschip.ru\_9