

350mW, SMD Switching Diode

FEATURES

- Designed for mounting on small surface
- Low Capacitance
- Low forward voltage drop
- Compliant to RoHS directive 2011/65/EU and in accordance to WEEE 2002/96/EC
- Halogen-free according to IEC 61249-2-21

APPLICATIONS

- Switching mode power supply (SMPS)
- Adapters
- Lighting application
- On-board DC/DC converter

MECHANICAL DATA

- Case: SOT-23
- Molding compound meets UL 94 V-0 flammability rating
- Moisture sensitivity level: level 1, per J-STD-020
- Packing code with suffix "G" means green compound (halogen-free)
- Terminal: Matte tin plated leads, solderable per J-STD-002
- Meet JESD 201 class 1A whisker test
- Polarity: Indicated by cathode band
- Weight: 8 mg (approximately)

| KEY PARAMETERS | | |
|---------------------|-------------|------|
| PARAMETER | VALUE | UNIT |
| $I_{F(AV)}$ | 200 | mA |
| V_{RRM} | 100 | V |
| I_{FSM} | 2 | A |
| V_F at $I_F=10mA$ | 1 | V |
| T_J Max. | 150 | °C |
| Package | SOT-23 | |
| Configuration | Single dice | |



| ABSOLUTE MAXIMUM RATINGS ($T_A=25^{\circ}C$ unless otherwise noted) | | | | |
|--|---------------|-------------|-------------|------|
| PARAMETER | | SYMBOL | PART NUMBER | UNIT |
| Marking code on the device | MMBD4148 | | 5D | |
| | MMBD4148CA | | A1 | |
| | MMBD4148CC | | A4 | |
| | MMBD4148SE | | A7 | |
| Repetitive peak reverse voltage | | V_{RRM} | 75 | V |
| Forward current | | $I_{F(AV)}$ | 200 | mA |
| Repetitive peak forward surge current | | I_{FRM} | 700 | mA |
| Non-repetitive peak forward surge current | at $t=1\mu s$ | I_{FSM} | 2 | A |
| | at $t=1s$ | | 1 | |
| Junction temperature range | | T_J | -55 to +150 | °C |
| Storage temperature range | | T_{STG} | -55 to +150 | °C |

| THERMAL PERFORMANCE | | | |
|--|-----------------|--------------|----------------------|
| PARAMETER | SYMBOL | LIMIT | UNIT |
| Junction-to-ambient thermal resistance | $R_{\theta JA}$ | 357 | $^{\circ}\text{C/W}$ |

| ELECTRICAL SPECIFICATIONS ($T_A = 25^{\circ}\text{C}$ unless otherwise noted) | | | | | |
|---|---|---------------|------------|------------|---------------|
| PARAMETER | CONDITIONS | SYMBOL | MIN | MAX | UNIT |
| Forward voltage per diode ⁽¹⁾ | $I_F = 10\text{mA}, T_J = 25^{\circ}\text{C}$ | V_F | - | 1.0 | V |
| Reverse current @ rated V_R per diode ⁽²⁾ | $V_R = 20\text{V}, T_J = 25^{\circ}\text{C}$ | I_R | - | 25.0 | nA |
| | $V_R = 75\text{V}, T_J = 25^{\circ}\text{C}$ | | - | 5.0 | μA |
| | $V_R = 20\text{V}, T_A = 150^{\circ}\text{C}$ | | - | 50.0 | |
| Reverse breakdown voltage | $I_R = 5\mu\text{A}, T_J = 25^{\circ}\text{C}$ | $V_{(BR)}$ | 75 | - | V |
| | $I_R = 100\mu\text{A}, T_J = 25^{\circ}\text{C}$ | | 100 | - | |
| Junction capacitance | 1 MHz, $V_R = 0\text{V}$ | C_J | - | 4.0 | pF |
| Reverse recovery time | $I_F = 10\text{mA}, I_R = 1\text{mA}, R_L = 100\Omega, V_R = 6\text{V}$ | t_{rr} | - | 4.0 | ns |

Notes:

1. Pulse test with $PW = 0.3\text{ ms}$
2. Pulse test with $PW = 30\text{ ms}$

| ORDERING INFORMATION | | | | |
|-----------------------------|---------------------|----------------------------|----------------|----------------|
| PART NO. | PACKING CODE | PACKING CODE SUFFIX | PACKAGE | PACKING |
| MMBD414X (Note 1&2) | RF | G | SOT-23 | 3K / 7" Reel |
| | R5 | | | 10K / 13" Reel |

Notes:

1. Whole series with green compound
2. "XX" is Device code from "8" to "8SE".

| EXAMPLE | | | | |
|--------------------|-----------------|---------------------|----------------------------|--------------------|
| EXAMPLE P/N | PART NO. | PACKING CODE | PACKING CODE SUFFIX | DESCRIPTION |
| MMBD4148 RFG | MMBD4148 | RF | G | Green compound |

CHARACTERISTICS CURVES

($T_A = 25^\circ\text{C}$ unless otherwise noted)

Fig. 1 Power Derating Curve

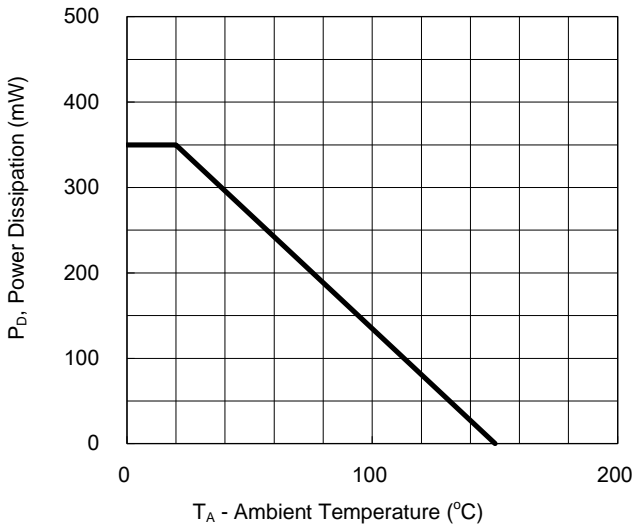


Fig.2 Forward Characteristics

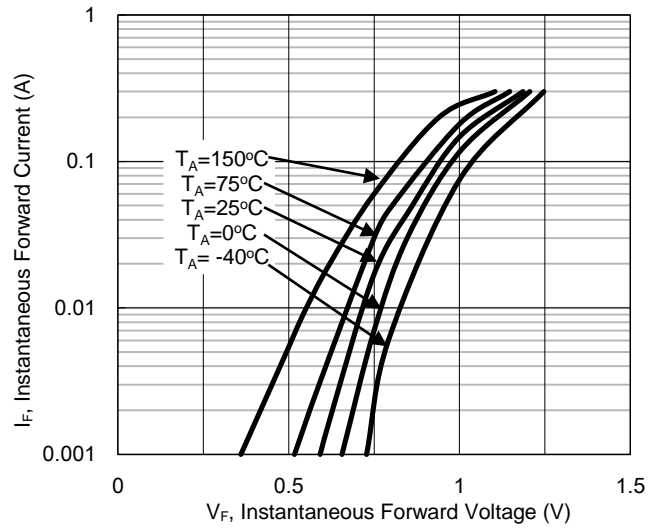


Fig.3 Typical Reverse Characteristics

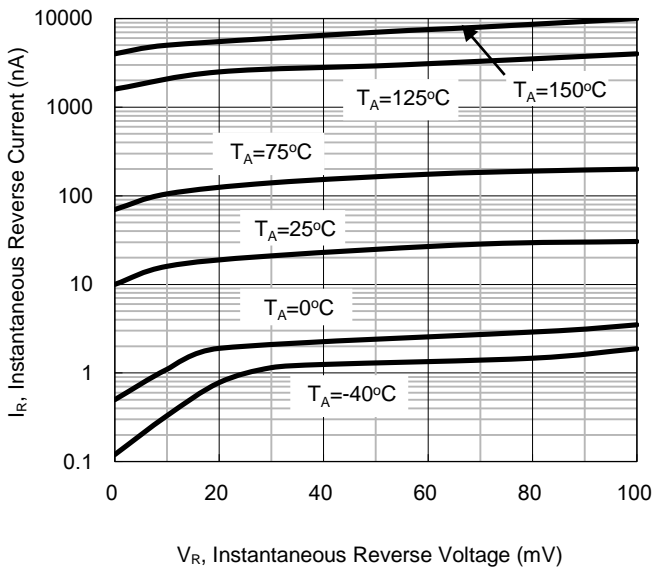
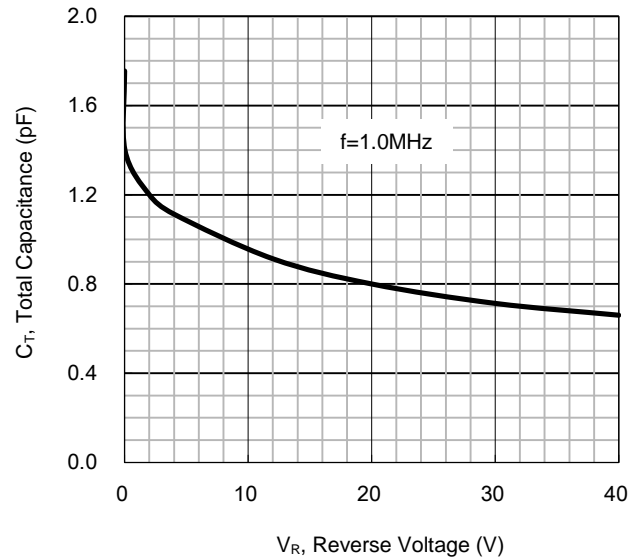
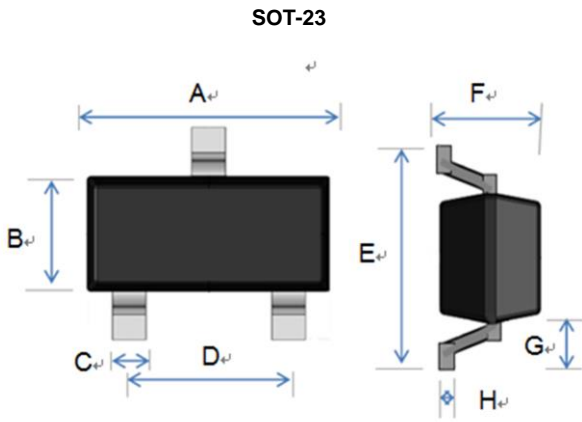


Fig.4 Typical Capacitance vs. Reverse Voltage

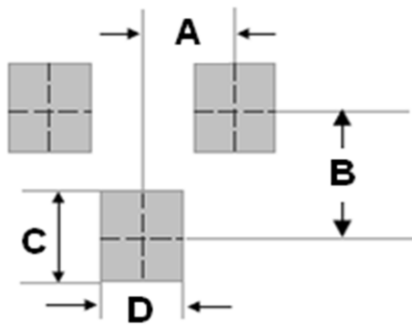


PACKAGE OUTLINE DIMENSION



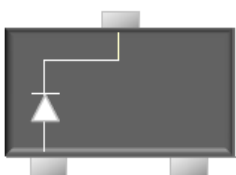
| DIM. | Unit(mm) | | Unit(inch) | |
|------|----------|------|------------|-------|
| | Min | Max | Min | Max |
| A | 2.70 | 3.10 | 0.106 | 0.122 |
| B | 1.10 | 1.50 | 0.043 | 0.059 |
| C | 0.30 | 0.51 | 0.012 | 0.020 |
| D | 1.78 | 2.04 | 0.070 | 0.080 |
| E | 2.10 | 2.64 | 0.083 | 0.104 |
| F | 0.89 | 1.30 | 0.035 | 0.051 |
| G | 0.55 REF | | 0.022 REF | |
| H | 0.10 REF | | 0.004 REF | |

SUGGEST PAD LAYOUT

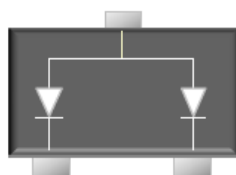


| DIM. | Unit(mm) | Unit(inch) |
|------|----------|------------|
| | TYP | TYP |
| A | 0.95 | 0.037 |
| B | 2.00 | 0.079 |
| C | 0.90 | 0.035 |
| D | 0.80 | 0.031 |

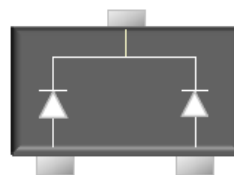
PIN CONFIGURATION



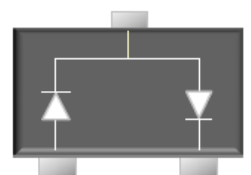
MMBD4148



MMBD4148CA



MMBD4148CC



MMBD4148SE

Notice

Specifications of the products displayed herein are subject to change without notice. TSC or anyone on its behalf, assumes no responsibility or liability for any errors or inaccuracies.

Information contained herein is intended to provide a product description only. No license, express or implied, to any intellectual property rights is granted by this document. Except as provided in TSC's terms and conditions of sale for such products, TSC assumes no liability whatsoever, and disclaims any express or implied warranty, relating to sale and/or use of TSC products including liability or warranties relating to fitness for a particular purpose, merchantability, or infringement of any patent, copyright, or other intellectual property right.

The products shown herein are not designed for use in medical, life-saving, or life-sustaining applications. Customers using or selling these products for use in such applications do so at their own risk and agree to fully indemnify TSC for any damages resulting from such improper use or sale.

Данный компонент на территории Российской Федерации

Вы можете приобрести в компании MosChip.

Для оперативного оформления запроса Вам необходимо перейти по данной ссылке:

<http://moschip.ru/get-element>

Вы можете разместить у нас заказ для любого Вашего проекта, будь то серийное производство или разработка единичного прибора.

В нашем ассортименте представлены ведущие мировые производители активных и пассивных электронных компонентов.

Нашей специализацией является поставка электронной компонентной базы двойного назначения, продукции таких производителей как XILINX, Intel (ex.ALTERA), Vicor, Microchip, Texas Instruments, Analog Devices, Mini-Circuits, Amphenol, Glenair.

Сотрудничество с глобальными дистрибьюторами электронных компонентов, предоставляет возможность заказывать и получать с международных складов практически любой перечень компонентов в оптимальные для Вас сроки.

На всех этапах разработки и производства наши партнеры могут получить квалифицированную поддержку опытных инженеров.

Система менеджмента качества компании отвечает требованиям в соответствии с ГОСТ Р ИСО 9001, ГОСТ РВ 0015-002 и ЭС РД 009

Офис по работе с юридическими лицами:

105318, г.Москва, ул.Щербаковская д.3, офис 1107, 1118, ДЦ «Щербаковский»

Телефон: +7 495 668-12-70 (многоканальный)

Факс: +7 495 668-12-70 (доб.304)

E-mail: info@moschip.ru

Skype отдела продаж:

moschip.ru

moschip.ru_4

moschip.ru_6

moschip.ru_9