

RoHS **HF 251/253 Series, PICO® II, Very Fast-Acting Fuse**



Description

The PICO® II Very Fast-Acting Fuse is designed to meet an extensive array of performance characteristics in a space-saving subminiature package.

Features





- Very fast-acting
- Small size
- Wide current rating range (62mA- 15A)
- RoHS compliant
- Halogen-free available
- Wide operating temperature range
- Low temperature derating

Applications

Secondary protection for space constrained applications

- Flat-panel display TV
- LCD monitor
- LCD backlight inverter
- Office machines
- Power supply
- Audio/Video system
- Lighting system
- Medical equipment

Agency Approvals

Agency	Agency File Number	Ampere Range
	E10480	62mA - 15A
	LR 29862	62mA - 15A
	JET 1896-31007-1001	1A - 5A
TUV	J50158379	500mA - 10A
QPL	FM10	62mA - 15A
	2009010207366577 – 500mA to 5A	500mA, 1A, 2A, 2.5A, 3A, 4A, 5A

Electrical Characteristics for Series

% of Ampere Rating	Ampere Rating	Opening Time
100%	62mA - 15A	4 Hours, Min.
	62mA - 7A	1 Second, Max.
200%	10A	3 Seconds, Max.
	12 - 15A	10 Seconds, Max.
275%	500mA, 1A, 2A, 2.5A, 3A, 4A, 5A, 7A, 10A	300 msec., Max.
400%	500mA, 1A, 2A, 2.5A, 3A, 4A, 5A, 7A, 10A	30 msec., Max.
1000%	500mA, 1A, 2A, 2.5A, 3A, 4A, 5A, 7A, 10A	4 msec., Max.

251/253 Series

Electrical Specifications by Item

Ampere Rating (A)	Amp Code	Ordering Number (Std.)	Ordering Number (Mil.)	Max Voltage Rating (V)	Interrupting Rating	Nominal Cold Resistance (Ohms)	Nominal Melting I ² t (A ² sec)	Nom Voltage Drop (V)	Agency Approvals						
												TUV	QPL		
.062	.062	251.062	253.062	125	300 A @ rated voltage DC	7.000	0.000113	1.4	x	x			x		
.125	.125	251.125	253.125	125		1.700	0.00174	0.285	x	x			x		
.250	.250	251.250	253.250	125		0.665	0.0116	0.24	x	x			x		
.375	.375	251.375	253.375	125		0.395	0.0296	0.215	x	x			x		
.500	.500	251.500	253.500	125		0.280	0.0598	0.2165	x	x		x	x	x	
.630	.630	251.630		125		0.205	0.094	0.188	x	x					
.750	.750	251.750	253.750	125		0.175	0.153	0.176	x	x		x	x		
1.00	001.	251001.	253001.	125		50 A @ rated voltage AC	0.128	0.256	0.194	x	x	x	x	x	x
1.25	1.25	2511.25		125			0.100	0.390	0.2	x	x	x			
1.50	01.5	25101.5	25301.5	125		For CCC 7A: 70 A @ rated voltage AC	0.0823	0.587	0.21	x	x	x	x	x	
2.00	002.	251002.	253002.	125	0.0473		0.405	0.141	x	x	x	x	x	x	
2.50	02.5	25102.5		125	For CCC 10A: 100 A @ rated voltage AC	0.0360	0.721	0.132	x	x	x	x		x	
3.00	003.	251003.	253003.	125		0.0290	1.19	0.131	x	x	x	x	x	x	
3.50	03.5	25103.5		125		0.0240	1.58	0.1205	x	x	x	x			
4.00	004.	251004.	253004.	125		0.0204	2.45	0.114	x	x	x	x	x	x	
5.00	005.	251005.	253005.	125		0.0155	4.14	0.11	x	x	x	x	x	x	
7.00	007.	251007.	253007.	125		0.0105	10.4	0.102	x	x		x	x		
10.0	010.	251010.	253010.	125		0.00705	25.5	0.1	x	x		x	x		
12.0	012.	251012.		32		0.0055	45.2	0.0878	x	x					
15.0	015.	251015.	253015.	32		0.00446	68.8	0.071	x	x				x	

Note: Higher ampere ratings are available. Please contact Littelfuse Technical Support or your Littelfuse products representative for assistance.

Temperature Derating Curve



Note:

1. Derating depicted in this curve is in addition to the standard rating of 25% for continuous operation.

Soldering Parameters

Recommended Process Parameters:

Wave Parameter	Lead-Free Recommendation
Preheat: (Depends on Flux Activation Temperature)	(Typical Industry Recommendation)
Temperature Minimum:	100° C
Temperature Maximum:	150° C
Preheat Time:	60-180 seconds
Solder Pot Temperature:	260° C Maximum
Solder Dwell Time:	2-5 seconds

Recommended Hand Soldering Parameters:

Solder Iron Temperature: 350° C +/- 5° C
 Heating Time: 5 seconds max.

Note: These devices are not recommended for IR or Convection Reflow process

Average Time Current Curves



Product Characteristics

Materials	Encapsulated, Epoxy-Coated Body: Pure Tin-coated Copper wire leads
Solderability	MIL-STD-202, Method 208
Lead Pull Force	MIL-STD-202, Method 211, Test Condition A (will withstand a 7lbs. axial pull test)
Fuses To MIL SPEC	251/253 Series is available in FM10 on QPL for MIL-PRF-23419. To order, change 251 to 253

Operating Temperature	-55°C to +125°C
Shock	MIL-STD-202, Method 213, Test Condition I (100 G's peak for 6 msec.)
Vibration	MIL-STD-202, Method 201 (10–55 Hz); Method 204, Test Condition C (55–2000 Hz at 10 G's Peak)
Moisture Resistance	MIL-STD-202, Method 106
Resistance to Soldering Heat	Withstands 60 seconds above 200°C and up to 260°C, maximum
Flammability Rating	UL 94V-0

Dimensions



Part Numbering System



Packaging

Packaging Option	Packaging Specification	Quantity & Packaging Code
*T1: 52.4mm (2.062") Tape and Reel	EIA 296	Please refer to available quantities above in "Part Numbering System"
**T3: 73mm (2.874") Tape and Reel	EIA 296	

The default lead length for both ammo pack and loose pack is T1 for 251 and is T3 for 253.

Notes: * T1 dimension is defined as the length of the component between the two tapes. The full component length is 62.7mm (2.468"). **T1 length is for 251 series only.**
** T3 dimension is defined as the length of the component between the two tapes. The full component length is 83.37mm (3.28"). **T3 length is for 253 series only.**

Данный компонент на территории Российской Федерации

Вы можете приобрести в компании MosChip.

Для оперативного оформления запроса Вам необходимо перейти по данной ссылке:

<http://moschip.ru/get-element>

Вы можете разместить у нас заказ для любого Вашего проекта, будь то серийное производство или разработка единичного прибора.

В нашем ассортименте представлены ведущие мировые производители активных и пассивных электронных компонентов.

Нашей специализацией является поставка электронной компонентной базы двойного назначения, продукции таких производителей как XILINX, Intel (ex.ALTERA), Vicor, Microchip, Texas Instruments, Analog Devices, Mini-Circuits, Amphenol, Glenair.

Сотрудничество с глобальными дистрибьюторами электронных компонентов, предоставляет возможность заказывать и получать с международных складов практически любой перечень компонентов в оптимальные для Вас сроки.

На всех этапах разработки и производства наши партнеры могут получить квалифицированную поддержку опытных инженеров.

Система менеджмента качества компании отвечает требованиям в соответствии с ГОСТ Р ИСО 9001, ГОСТ РВ 0015-002 и ЭС РД 009

Офис по работе с юридическими лицами:

105318, г.Москва, ул.Щербаковская д.3, офис 1107, 1118, ДЦ «Щербаковский»

Телефон: +7 495 668-12-70 (многоканальный)

Факс: +7 495 668-12-70 (доб.304)

E-mail: info@moschip.ru

Skype отдела продаж:

moschip.ru

moschip.ru_4

moschip.ru_6

moschip.ru_9