

9800 Series/Surface Mount Reed Relays



SURFACE MOUNT REED RELAYS

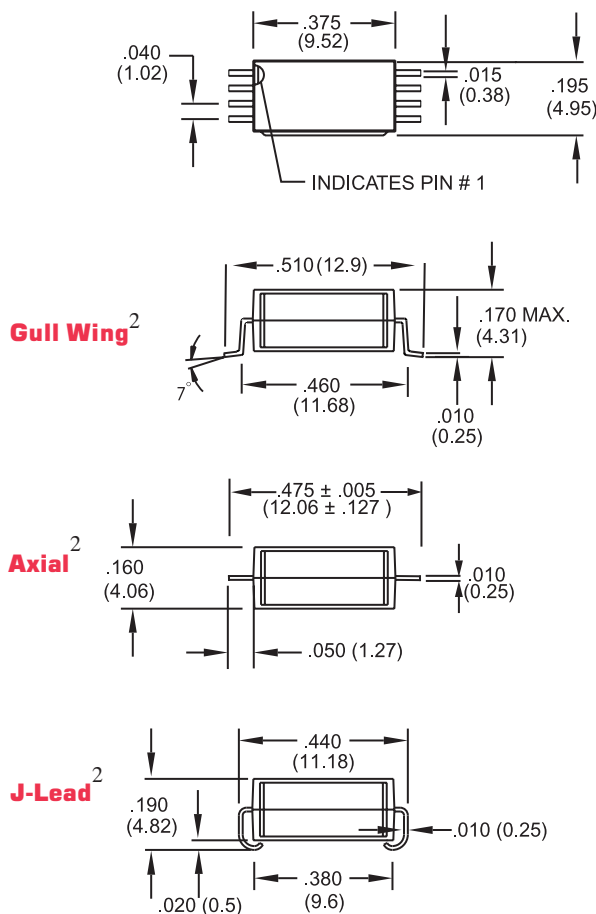
Ideally suited to the needs of Automated Test Equipment, Instrumentation and Telecommunications requirements, Coto's 9800 Series is an ultra-miniature Surface Mount Reed Relay that combines small size with exceptional RF performance. The 9814 extends life at ATE loads 3X or more utilizing Coto's proprietary switch technology. The external Magnetic Shield reduces interaction between parts in high density boards. The 9852 adds a form C capability. Small size plus added features allow for high density packing, and make these relays ideal for designs such as high speed, high pin count VLSI testers where speed, size and performance are all needed.

SERIES FEATURES

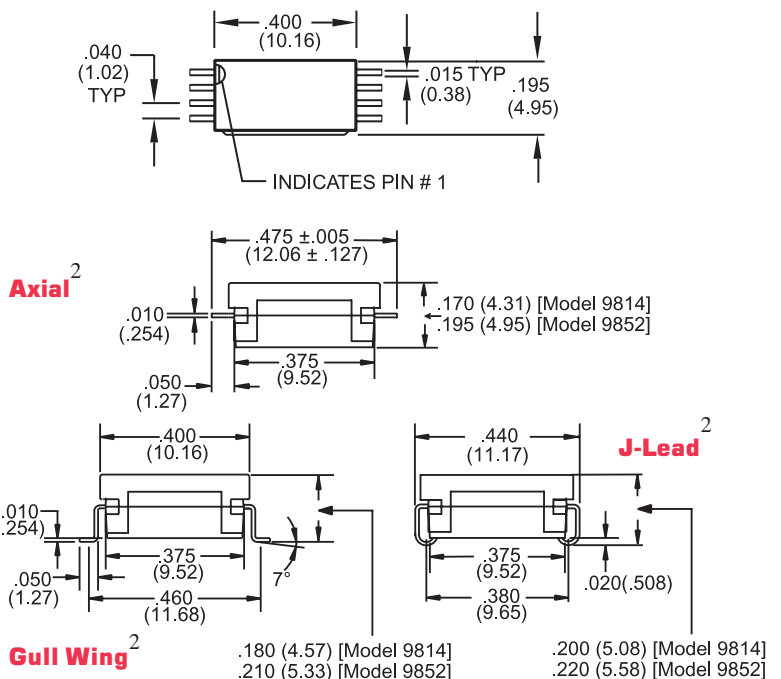
- ◆ Available in Axial, Gull wing and "J" lead configurations
- ◆ Tape and Reel packaging available
- ◆ High reliability, hermetically sealed contacts for long life
- ◆ High Insulation Resistance - $10^{12} \Omega$ minimum (Form A)
- ◆ Coaxial shield for 50 Ω impedance
- ◆ 6.5 GHz bandwidth for RF and Pulse switching (fast rise time pulses)
- ◆ External Magnetic Shield

Model 9802

Dimensions in Inches (Millimeters)



Models 9814 & 9852



Ordering Information

Part Number	9XXX-XX-XX	Lead Style
Model Number	9802 9814 9852	00 = Gull Wing
Coil Voltage	03 = 3.3 volts (9814)	10 = Axial
	05 = 5 volts	20 = J-Lead

9800 Series/Surface Mount Reed Relays

Model Number			9802	9814	9852 ⁴
Parameters	Test Conditions	Units	1 Form A 50 Ω Coaxial	1 Form A 50 Ω Coaxial	1 Form C 50 Ω Coaxial
COIL SPECIFICATIONS					
Nom. Coil Voltage		VDC	5	3.3 5	5
Max. Coil Voltage		VDC	6	4 6	6
Coil Resistance	+/- 10%, 25° C	Ω	150	70 150	110
Operate Voltage	Must Operate by	VDC - Max.	3.8	2.5 3.8	3.8
Release Voltage	Must Release by	VDC - Min.	0.4	0.4 0.4	0.4
CONTACT RATINGS					
Switching Voltage	Max DC/Peak AC Resist.	Volts	100	100	30
Switching Current	Max DC/Peak AC Resist.	Amps	0.25	0.25	0.1
Carry Current	Max DC/Peak AC Resist.	Amps	0.5	0.5	0.2
Contact Rating	Max DC/Peak AC Resist.	Watts	3	3	3
Life Expectancy-Typical ¹	Signal Level 1.0V,10mA	x 10 ⁶ Ops.	250	1000	100N/C
Static Contact Resistance (max. init.)	50mV, 10mA	Ω	0.125	0.125	0.150
Dynamic Contact Resistance (max. init.)	0.5V, 50mA at 100 Hz, 1.5 msec	Ω	0.150	0.150	0.150
RELAY SPECIFICATIONS					
Insulation Resistance (minimum)	Between all Isolated Pins at 100V, 25°C, 40% RH	Ω	x 10 ¹²	10 ¹²	10 ⁹
Capacitance - Typical Across Open Contacts	No Shield	pF	-	-	-
	Shield Floating	pF	-	-	-
	Shield Guarding	pF	0.2	0.2	1.0
Open Contact to Coil	No Shield	pF	-	-	-
	Shield Floating	pF	-	-	-
	Shield Guarding	pF	0.5	0.5	1.0
Closed Contact to Coil	Shield Guarding	pF	0.5	0.5	0.5
Contact to Shield	Contacts Open, Shield Floating	pF	-	-	-
Dielectric Strength (minimum)	Between Contacts	VDC/peak AC	200	200	200
	Contacts to Shield	VDC/peak AC	1500	1500	1000
	Contacts/Shield to Coil	VDC/peak AC	1500	1500	1000
Operate Time - including bounce - Typical / Max	At Nominal Coil Voltage, 30 Hz Square Wave	msec.	0.25	0.25	1.0
Release Time - Typical / Min	Zener-Diode Suppression ³	msec.	0.05	0.05	1.0

Top View: Dot stamped on top of relay refers to pin #1 location

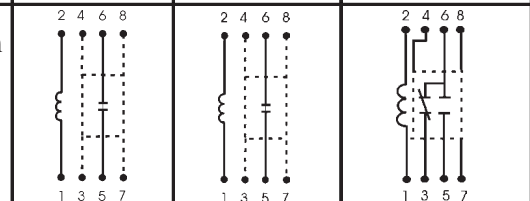
Notes:

¹ Consult factory for life expectancy at other switching loads. Contact resistance 2.0Ω defines end of life.

² Surface mount component processing temperature: 500°F / 260°C max for 1 minute dwell time. Temperature measured on leads where lead exits molded package.

³ Consists of 56V Zener diode and 1N4148 diode in series, connected in parallel with coil.

⁴ Custom Coil Designs are available. Contact Coto.



Environmental Ratings

Storage Temp: -35°C to +100°C; Operating Temp: -20°C to +85°C
 The operate and release voltage and the coil resistance are specified at 25°C. These values vary by approximately 0.4%/°C as the ambient temperature varies.
 Vibration: 20 G's to 2000 Hz; Shock: 50 G's

Данный компонент на территории Российской Федерации

Вы можете приобрести в компании MosChip.

Для оперативного оформления запроса Вам необходимо перейти по данной ссылке:

<http://moschip.ru/get-element>

Вы можете разместить у нас заказ для любого Вашего проекта, будь то серийное производство или разработка единичного прибора.

В нашем ассортименте представлены ведущие мировые производители активных и пассивных электронных компонентов.

Нашей специализацией является поставка электронной компонентной базы двойного назначения, продукции таких производителей как XILINX, Intel (ex.ALTERA), Vicor, Microchip, Texas Instruments, Analog Devices, Mini-Circuits, Amphenol, Glenair.

Сотрудничество с глобальными дистрибьюторами электронных компонентов, предоставляет возможность заказывать и получать с международных складов практически любой перечень компонентов в оптимальные для Вас сроки.

На всех этапах разработки и производства наши партнеры могут получить квалифицированную поддержку опытных инженеров.

Система менеджмента качества компании отвечает требованиям в соответствии с ГОСТ Р ИСО 9001, ГОСТ РВ 0015-002 и ЭС РД 009

Офис по работе с юридическими лицами:

105318, г.Москва, ул.Щербаковская д.3, офис 1107, 1118, ДЦ «Щербаковский»

Телефон: +7 495 668-12-70 (многоканальный)

Факс: +7 495 668-12-70 (доб.304)

E-mail: info@moschip.ru

Skype отдела продаж:

moschip.ru

moschip.ru_4

moschip.ru_6

moschip.ru_9