

REVISIONS			
LTR	DESCRIPTION	DATE	APPROVED
P1	REVISED PER ECO-11-005139	29MAR11	RK/HMR
P2	REVISED PER ECO-12-011624	21JUN12	K. YEE



CODE 54 STRAIGHT, SHIELDED ADAPTER

NOTES:

1. THIS PRODUCT IS DESIGNED TO TERMINATE A HEAT SHRINKABLE LIPPED BOOT TO A CONNECTOR.
2. FOR ADDITIONAL DIMENSIONS, ORDERING INFORMATION AND MODIFICATIONS, SEE CH00-0250-004.
3. ADAPTER TO BE PERMANENTLY MARKED WITH CODE IDENT. NO. AND PART NO. (E.G.: 06090-203M012-19A08).
- ④ FOR LARGER ENTRY SIZES, A 2 PIECE ADAPTER (TYPE II) IS SUPPLIED.
- ⑤ BRAID TERMINATION RING MAY BE SUPPLIED AS TINEL-LOCK SHAPE MEMORY RING AT MANUFACTURER'S OPTION.
- ⑥ ADAPTER MATES TO MIL-C-81703, SERIES III, MS3424, MS3446, MS3464, MS3467, MS3468, CLASS E & L.
- ⑦ ADAPTER MATES TO MIL-C-5015G, MS3400 SERIES, CLASS D, E, K, L, U & W: MS3400, MS3401, MS3404, MS3406, MS3450, MS3451, MS3454, MS3456, MS3470, MS3471, MS3472, MS3474, MS3475, MS3476. MIL-C-83723, SERIES II, CLASS A & L. MIL-C-83723, SERIES I & III, CLASS A, G, K, R & S: M83723/1, /2, /3, /4, /5, /6, /7, /8, /13, /14, /36, /37, /38, /40, /41, /42, /43, /48, /49, /65, /66, /67, /68, /69, /70, /71, /72, /73, /74, /75, /76, /77, /78, /82, /83, /84, /85, /86, /87, /91, /92, /95, /97, /98 (MS3155 CONTROLLED INTERFACE).
- ⑧ WHEN "L" MODIFICATION IS SPECIFIED, COUPLING NUT SHALL HAVE 3 LOCK WIRE HOLES, 120° APART.

If this document is printed it becomes uncontrolled. Check for the latest revision

©2012 Tyco Electronics Corporation. All rights reserved.

Raychem Adapters
CUSTOMER DRAWING

UNLESS OTHERWISE SPECIFIED DIMENSIONS ARE IN INCHES. METRIC DIMENSIONS ARE IN BRACKETS.	DRAWN R. RAMIREZ	DATE 03-18-93		TE Connectivity		
	CHECKED	DATE				
DIMENSIONING AND TOLERANCING PER ASME Y14.5M (ISO STANDARDS)	APPROVED W. C. GAY	DATE 05-19-93	TITLE ADAPTER, SHIELD, STRAIGHT CODE 54			
	APPROVED	DATE				
DECIMALS .XXX ± [mm] .XX ± [mm] .X ± [mm]	CAD NAME 203M0XX_P2.dwg		SIZE A	CODE IDENT. NO. 06090	DWG. NO. 203M0XX	REV P2
ANGLES .X ± [mm]	THIRD ANGLE PROJECTION		DO NOT SCALE THIS DWG		SHEET 1 OF 3	


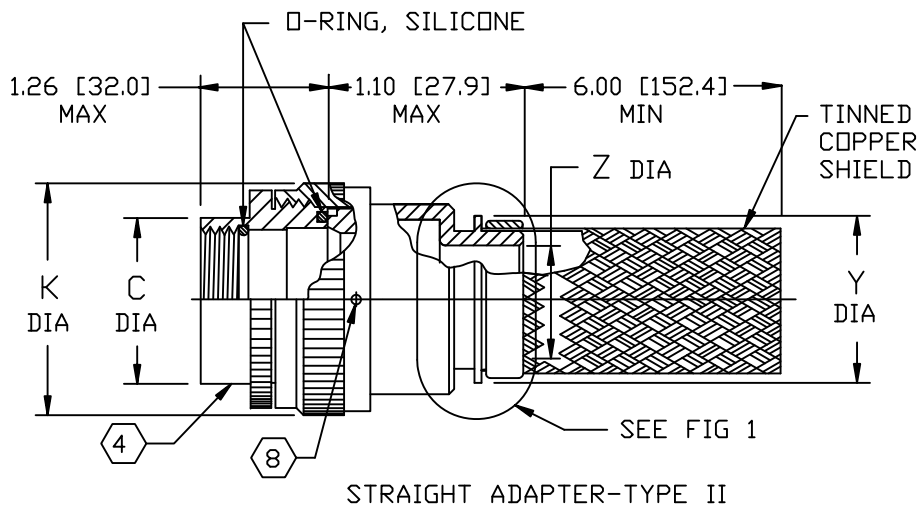
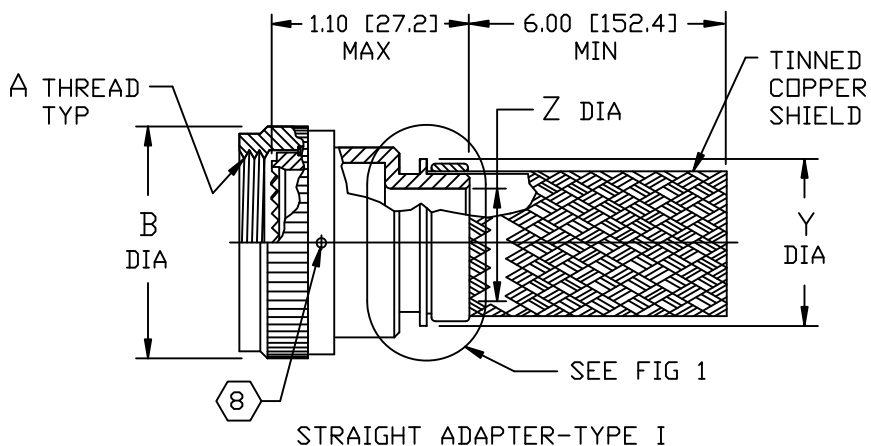


FIG 1 5

If this document is printed it becomes uncontrolled. Check for the latest revision

Raychem Adapters
CUSTOMER DRAWING

SIZE	CODE IDENT. NO.	DWG. NO.	REV
A	06090	203M0XX	P2
DO NOT SCALE THIS DWG		CAD NAME 203M0XX_P2-2.dwg	SHEET 2 OF 3

TABLE I




BASE PART NO.	SHELL SIZE		MAX ENTRY SIZE TYPE I 	A THREAD CLASS 2B	B DIA MAX	C DIA MAX
						
203M003	3		04	.562-24 UNEF	.669 [16.99]	.695 [17.65]
203M008		8 & 8S	04	.500-20 UNF	.617 [15.67]	.630 [16.00]
203M010		10, 10S & 10SL	06	.625-24 UNEF	.734 [18.64]	.757 [19.23]
203M012	7	12 & 12S	08	.750-20 UNEF	.858 [21.79]	.882 [22.40]
203M014	12	14 & 14S	09	.875-20 UNEF	.984 [24.99]	1.007 [25.58]
203M016	19	16 & 16S	11	1.000-20 UNEF	1.112 [28.24]	1.132 [28.75]
203M018	27	18	12	1.062-18 UNEF	1.218 [30.94]	1.218 [30.94]
203M020	37	20	14	1.188-18 UNEF	1.345 [34.16]	1.345 [34.16]
203M022		22	16	1.312-18 UNEF	1.468 [37.29]	1.468 [37.29]
203M024		24	18	1.438-18 UNEF	1.593 [40.46]	1.593 [40.46]
203M028		28	22	1.750-18 UNS	1.969 [50.01]	1.969 [50.01]
203M032		32	24	2.000-18 UNS	2.219 [56.36]	2.219 [56.36]
203M036		36	28	2.250-16 UN	2.469 [62.71]	2.469 [62.71]
203M040		40	28	2.500-16 UN	2.719 [69.06]	2.719 [69.06]
203M044		44	28	2.750-16 UN	2.969 [75.41]	2.969 [75.41]
203M048		48	28	3.000-16 UN	3.219 [81.76]	3.219 [81.76]
203M061	61		18	1.500-18 UNEF	1.653 [41.99]	1.653 [41.99]

TABLE II

ENTRY SIZE	K MAX	Z ±.020 [±0.51]	Y DIA MIN
03	NA	.187 [4.75]	.393 [9.98]
04	NA	.250 [6.35]	.456 [11.58]
05	.80 [20.3]	.312 [7.92]	.515 [13.08]
06	.80 [20.3]	.375 [9.53]	.581 [14.76]
07	.92 [23.4]	.438 [11.13]	.643 [16.33]
08	.92 [23.4]	.500 [12.70]	.705 [17.91]
09	1.18 [30.0]	.562 [14.27]	.705 [17.91]
10	1.18 [30.0]	.625 [15.88]	.831 [21.11]
11	1.18 [30.0]	.688 [17.48]	.893 [22.68]
12	1.35 [34.3]	.750 [19.05]	.953 [24.21]
13	1.41 [35.8]	.812 [20.62]	.953 [24.21]
14	1.41 [35.8]	.875 [22.23]	1.081 [27.46]
15	1.60 [40.6]	.938 [23.83]	1.143 [29.03]
16	1.60 [40.6]	1.000 [25.40]	1.205 [30.61]
18	1.66 [42.2]	1.125 [28.58]	1.381 [35.08]
20	2.04 [51.8]	1.250 [31.75]	1.506 [38.25]
22	2.23 [56.6]	1.375 [34.93]	1.631 [41.43]
24	2.23 [56.6]	1.500 [38.10]	1.756 [44.60]
28	2.48 [63.0]	1.750 [44.45]	2.004 [50.90]

If this document is printed it becomes uncontrolled. Check for the latest revision

Raychem Adapters
CUSTOMER DRAWING

SIZE	CODE IDENT. NO.	DWG. NO.	REV
A	06090	203M0XX	P2
DO NOT SCALE THIS DWG		CAD NAME 203M0XX_P2-3.dwg	SHEET 3 OF 3

Данный компонент на территории Российской Федерации

Вы можете приобрести в компании MosChip.

Для оперативного оформления запроса Вам необходимо перейти по данной ссылке:

<http://moschip.ru/get-element>

Вы можете разместить у нас заказ для любого Вашего проекта, будь то серийное производство или разработка единичного прибора.

В нашем ассортименте представлены ведущие мировые производители активных и пассивных электронных компонентов.

Нашей специализацией является поставка электронной компонентной базы двойного назначения, продукции таких производителей как XILINX, Intel (ex.ALTERA), Vicor, Microchip, Texas Instruments, Analog Devices, Mini-Circuits, Amphenol, Glenair.

Сотрудничество с глобальными дистрибьюторами электронных компонентов, предоставляет возможность заказывать и получать с международных складов практически любой перечень компонентов в оптимальные для Вас сроки.

На всех этапах разработки и производства наши партнеры могут получить квалифицированную поддержку опытных инженеров.

Система менеджмента качества компании отвечает требованиям в соответствии с ГОСТ Р ИСО 9001, ГОСТ РВ 0015-002 и ЭС РД 009

Офис по работе с юридическими лицами:

105318, г.Москва, ул.Щербаковская д.3, офис 1107, 1118, ДЦ «Щербаковский»

Телефон: +7 495 668-12-70 (многоканальный)

Факс: +7 495 668-12-70 (доб.304)

E-mail: info@moschip.ru

Skype отдела продаж:

moschip.ru

moschip.ru_4

moschip.ru_6

moschip.ru_9