



Main

Range of product	OsiSense XU
Series name	Application tertiary sector
Electronic sensor type	Photo-electric sensor
Product specific application	Buzzer signalling
Sensor name	XUJ
Sensor design	Compact
Material	Plastic
Detection system	Reflex
Emission	Infrared
[Sn] nominal sensing distance	19.69 ft (6 m) with reflector Ø 80 mm
Wiring technique	4-wire
Sale per indivisible quantity	1

Complementary

Enclosure material	PEI
Type of output signal	Discrete
Output type	Relay
Discrete output function	1 NO
Output function governance	Dark
Electrical connection	Screw-clamp terminals, maximum : 1 x 1.5 mm ²
Cable entry	1 entry for Pg 9 cable gland
Signalling function	Buzzer
Status LED	1 LED (yellow) output state
Supply circuit type	AC/DC
[Us] rated supply voltage	24...240 V AC 24...48 V DC
Supply voltage limits	20...264 V AC 20...60 V DC
Output voltage	<= 250 V AC <= 30 V DC
Switching capacity in mA	0.5 A (cos ϕ = 0.4 for 0.5 million cycles at 1 operating cycle per second at 250 V) 2 A (cos ϕ = 1 for 1 million cycles at 1 operating cycle per second)
Switching frequency	<= 20 Hz
Power consumption in W	<= 2 W
Time delay range	0.3...3 s
Delay first up	<= 60 ms
Delay response	<= 25 ms
Delay recovery	<= 25 ms
Electrical durability	500000 cycles, switching capacity: 500 mA, cos ϕ = 0.4, 60 cyc/mn at 250 V 1000000 cycles, switching capacity: 2000 mA, cos ϕ = 1, 60 cyc/mn at 250 V
Depth	2.72 in (69 mm)
Height	3.35 in (85 mm)
Width	1.1 in (28 mm)
Product weight	0.73 lb(US) (0.33 kg)

Environment

product certifications	CE
ambient air temperature for operation	-13...131 °F (-25...55 °C)
ambient air temperature for storage	-40...158 °F (-40...70 °C)

The information provided in this documentation contains general descriptions and/or technical characteristics of the performance of the products contained herein. This documentation is not intended as a substitute for and is not to be used for determining suitability or reliability of these products for specific user applications. It is the duty of any such user or integrator to perform the appropriate and complete risk analysis, evaluation and testing of the products with respect to the relevant specific application or use thereof. Neither Schneider Electric Industries SAS nor any of its affiliates or subsidiaries shall be responsible or liable for misuse of the information contained herein.

vibration resistance	7 gn, amplitude = +/- 1.5 mm (f = 10...55 Hz) conforming to IEC 60068-2-6
shock resistance	30 gn (duration = 11 ms) conforming to IEC 60068-2-27
IP degree of protection	IP40 double insulation conforming to IEC 60529

Offer Sustainability

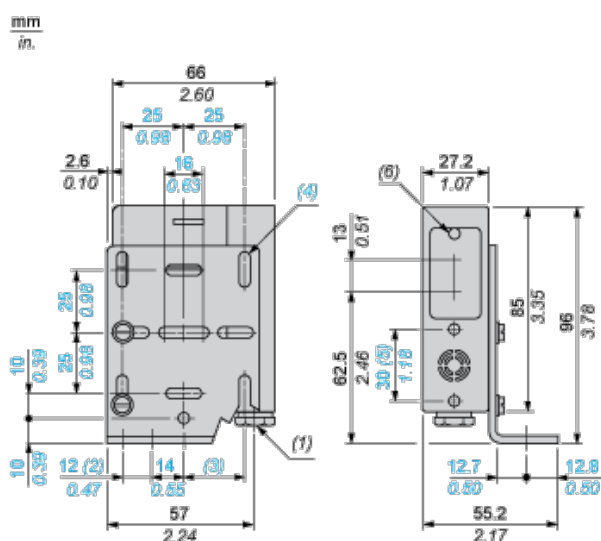
Not Green Premium product	Not Green Premium product
Compliant - since 1001 - Schneider Electric declaration of conformity	Compliant - since 1001 - Schneider Electric declaration of conformity
WARNING: This product can expose you to chemicals including:	WARNING: This product can expose you to chemicals including:
Diisononyl phthalate (DINP), which is known to the State of California to cause cancer, and	Diisononyl phthalate (DINP), which is known to the State of California to cause cancer, and
Di-isodecyl phthalate (DIDP), which is known to the State of California to cause birth defects or other reproductive harm.	Di-isodecyl phthalate (DIDP), which is known to the State of California to cause birth defects or other reproductive harm.
For more information go to www.p65warnings.ca.gov	For more information go to www.p65warnings.ca.gov

Contractual warranty

Warranty period	18 months
-----------------	-----------

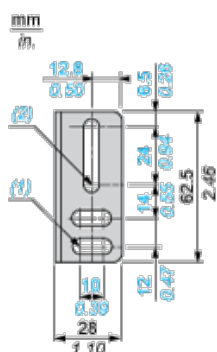
Dimensions

Sensor Dimensions



- (1) 9P cable gland
- (2) 2 elongated holes \varnothing 6.5 x 10
- (3) 1 elongated hole \varnothing 6.5 x 24
- (4) 8 elongated holes \varnothing 4.2 x 10
- (5) Front fixing (\varnothing 4 screws and inserts included)
- (6) Yellow LED

Bracket Fixing



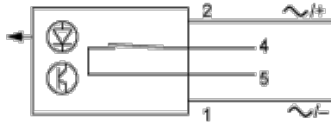
- (1) 2 elongated holes \varnothing 6.5 x 16.5

(2) 1 elongated hole $\varnothing 6.5 \times 30.5$

Wiring Schemes

NO Function

Object present



Terminal Connections

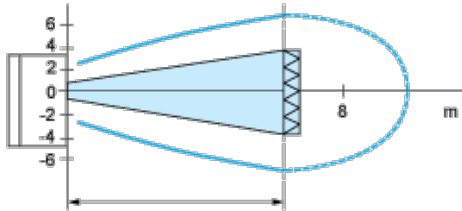
1 NO relay output

- 1 \varnothing - A1 (\sim /-)
- 2 \varnothing - A2 (\sim /+)
- 3 \varnothing -
- 4 \varnothing - \sim 250 V, 100 VA max.
- 5 \varnothing - \sim 250 V, 100 VA max.

Curves

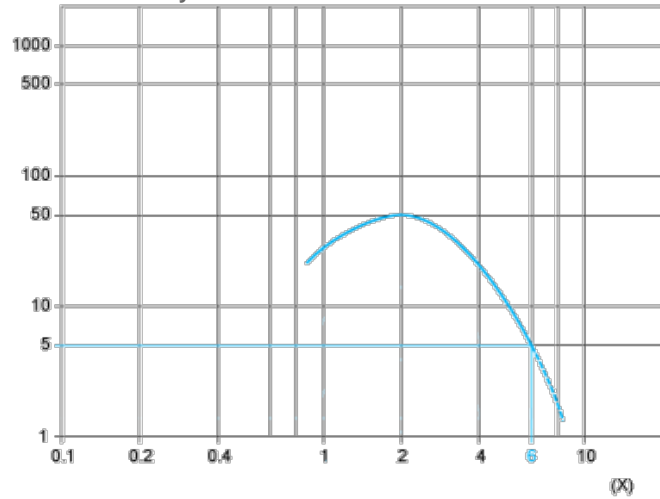
Detection Curve

Reflex System



Excess Gain Curves (Ambient Temperature: + 25° C)

Infrared reflex system with reflector XUZC80



(x) Distance (mm)

Данный компонент на территории Российской Федерации

Вы можете приобрести в компании MosChip.

Для оперативного оформления запроса Вам необходимо перейти по данной ссылке:

<http://moschip.ru/get-element>

Вы можете разместить у нас заказ для любого Вашего проекта, будь то серийное производство или разработка единичного прибора.

В нашем ассортименте представлены ведущие мировые производители активных и пассивных электронных компонентов.

Нашей специализацией является поставка электронной компонентной базы двойного назначения, продукции таких производителей как XILINX, Intel (ex.ALTERA), Vicor, Microchip, Texas Instruments, Analog Devices, Mini-Circuits, Amphenol, Glenair.

Сотрудничество с глобальными дистрибьюторами электронных компонентов, предоставляет возможность заказывать и получать с международных складов практически любой перечень компонентов в оптимальные для Вас сроки.

На всех этапах разработки и производства наши партнеры могут получить квалифицированную поддержку опытных инженеров.

Система менеджмента качества компании отвечает требованиям в соответствии с ГОСТ Р ИСО 9001, ГОСТ РВ 0015-002 и ЭС РД 009

Офис по работе с юридическими лицами:

105318, г.Москва, ул.Щербаковская д.3, офис 1107, 1118, ДЦ «Щербаковский»

Телефон: +7 495 668-12-70 (многоканальный)

Факс: +7 495 668-12-70 (доб.304)

E-mail: info@moschip.ru

Skype отдела продаж:

moschip.ru

moschip.ru_4

moschip.ru_6

moschip.ru_9