

# OVEN CONTROLLED CRYSTAL OSCILLATOR

AOCJY4 Series



RoHS  
Compliant



36.1x 27.2 x 13mm

## FEATURES:

- 36.1x 27.2 x 13mm Leaded- RoHS Compliant Reflow-able Package
- SC-Cut, High "Q" resonator based design
- Either Sinewave or CMOS RF output
- Available with  $\pm 10$  ppb over  $-40^{\circ}\text{C}$  to  $+75^{\circ}\text{C}$  operating temperature Range
- Tighter Stabilities to  $\pm 2.0$  ppb over  $0^{\circ}\text{C}$  to  $+50^{\circ}\text{C}$  also available
- Exceptional long-term Aging of  $\pm 500$  ppb max. over 10-Year Product Life
- Excellent close-in phase noise ( $-140$  dBc/Hz Typical @100 Hz offset; 10MHz carrier)

## APPLICATIONS:

- Cellular Infrastructure
- Radar Systems
- Test & Measurement Equipment
- GPS Tracking with precision hold-over accuracy
- WiMax / WLAN

## STANDARD SPECIFICATIONS:

Parameters	Minimum	Typical	Maximum	Units	Notes
<b>RF Output</b>					
Frequency	10.00		40.00	MHz	Overall Frequency range
Standard Available Frequencies	10.00, 12.80, 13.00, 26.00, 38.88, 40.00 MHz				
<b>Waveform</b>	<b>CMOS</b>				
Level "1" (Logic High)	4.50			Volts	
Level "0" (Logic Low)			0.50	Volts	
Load		15		pf	
Rise & Fall Time			6.0	ns	
Duty Cycle	45		55	%	
<b>Waveform</b>	<b>Sinewave</b>				
Peak Power	2.00			dBm	
Output Load		50		$\Omega$	
<b>Short Term Stability</b>		$1 \times 10^{-10}$		/second	<b>Alan Variance</b>
<b>Operable Temperature Range</b>	-40		75	$^{\circ}\text{C}$	<i>See Stability Options</i>
<b>Frequency Stability Options</b>					
0 $^{\circ}\text{C}$ to +50 $^{\circ}\text{C}$ (Note #1)			$\pm 2.00$	ppb	Default Spec.
-20 $^{\circ}\text{C}$ to +70 $^{\circ}\text{C}$			$\pm 10.00$	ppb	Option "E"
-40 $^{\circ}\text{C}$ to +75 $^{\circ}\text{C}$			$\pm 10.00$	ppb	Option "F"
Frequency Stability vs. Supply Voltage (Vdd $\pm 5\%$ )			$\pm 1.00$	ppb	
Frequency Stability vs. Load Variation ( $\pm 10\%$ )			$\pm 1.00$	ppb	
Warm-Up @ 25 $^{\circ}\text{C}$			$\pm 100.00$	ppb	In $\leq 3$ -minutes
Power Consumption @ turn on			4.00	Watts	
Power Consumption Steady State			1.50	Watts	
Supply Voltage (Vdd)	4.75	5.00	5.25	Volts	<i>See Options</i>

**Note #1:**  $\pm 2.00$  ppb stability is only available for  $F_0 \leq 13\text{MHz}$ . For frequencies above 13MHz, the best available frequency stability is  $\pm 10.00$  ppb over  $-20^{\circ}\text{C}$  to  $+70^{\circ}\text{C}$


ABRACON IS  
ISO9001:2008  
CERTIFIED



**ABRACON**  
CORPORATION

Visit [www.abracon.com](http://www.abracon.com) for Terms & Conditions of Sale **Revised: 07.24.11**  
30332 Esperanza, Rancho Santa Margarita, California 92688  
tel 949-546-8000 | fax 949-546-8001 | [www.abracon.com](http://www.abracon.com)

# OVEN CONTROLLED CRYSTAL OSCILLATOR



36.1x 27.2 x 13mm

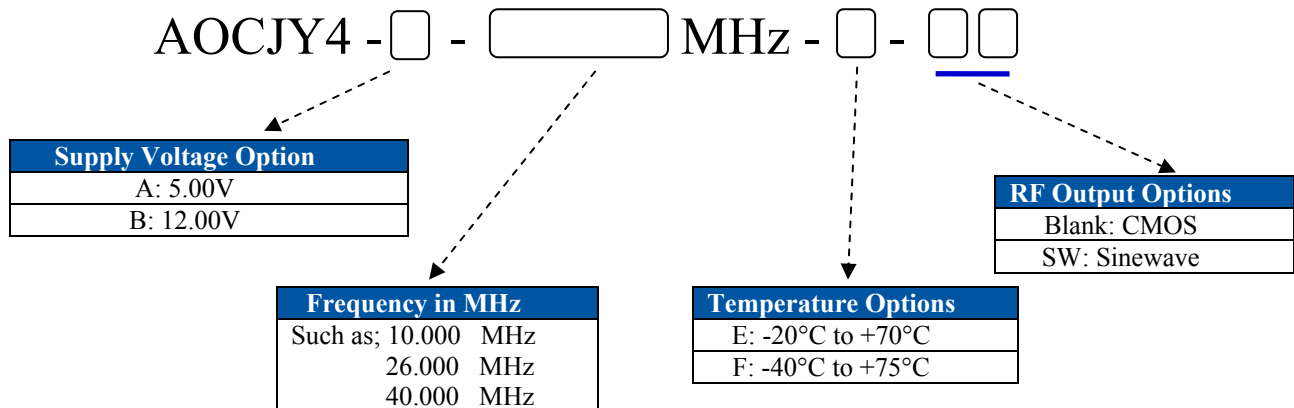
**AOCJY4 Series**




➤ **STANDARD SPECIFICATIONS - continued.**

Parameters	Minimum	Typical	Maximum	Units	Notes
<b>Aging</b>					
Daily			±1.0	ppb	
First Year			±100	ppb	
10-Years			±500	ppb	
<b>Spectral Content</b>					
Spurious Response			-35	dBc	
<b>Phase Noise (10MHz Carrier) @ 5V</b>					
@ 1 Hz offset			-90	dBc	
@ 10 Hz offset			-120	dBc	
@ 100 Hz offset			-140	dBc	
@ 1,000 Hz offset			-145	dBc	
@ 10,000 Hz offset			-150	dBc	
<b>Electrical Frequency Adjustment</b>					
Control Voltage Range (Vc)	0.0		5.00	Volts	
Frequency Pull Range	±0.700			ppm	
Frequency Pull Slope		Positive			
Control Voltage Port Impedance	10			kΩ	
Center Control Voltage	2.00	2.50	3.00	Volts	
Control Port Linearity		±10		%	
Reference Voltage (Vdd=5.0V)	4.40	4.50	4.60	Volts	Output @ Pin#2
Reference Voltage (Vdd=12.0V)	4.90	5.00	5.10	Volts	Output @ Pin#2
Storage Temperature	-40		+100	°C	

➤ **OPTIONS AND PART IDENTIFICATION (Left blank if standard)**



# OVEN CONTROLLED CRYSTAL OSCILLATOR



36.1x 27.2 x 13mm

AOCJY4 Series



## OUTLINE DIMENSIONS

Top View: 36.1 x 27.2

Bottom View: 25.4 x 17.8

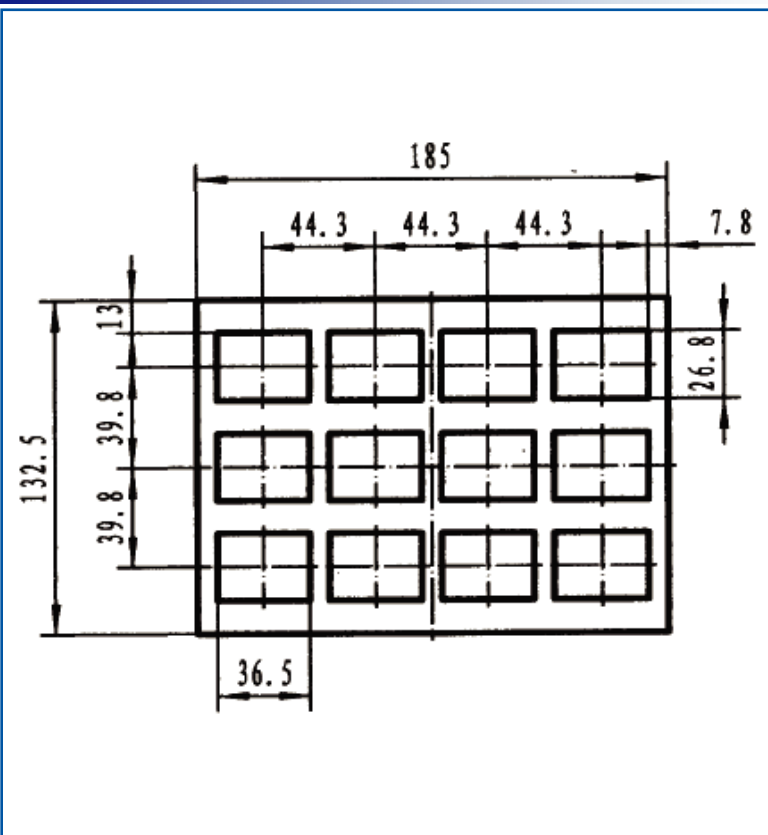
Side View: H, 5.0, 0.8, 0.76

H = 13Max.

PIN	FUNCTION:
1	Control Voltage/NC
2	Reference Voltage/NC
3	Power supply
4	R F OUT
5	GND

Unit:mm

## PACKAGING: 12 pcs/tray



## REFLOW PROFILE:

T <sub>S</sub> max to T <sub>l</sub> (Ramp-up Rate)	3°C/second max.
Preheat	
Temperature Min. (T <sub>S</sub> Min.)	150°C
Temperature Typical (T <sub>S</sub> Typ.)	175°C
Temperature Max. (T <sub>S</sub> Max.)	200°C
Time (t <sub>s</sub> )	60 ~ 180 seconds
Ramp-up rate (T <sub>l</sub> to T <sub>p</sub> )	3°C/second max.
Time Maintained Above:	
--Temperature (T <sub>l</sub> )/Time (T <sub>l</sub> )	217°C/60 ~ 150 seconds
Peak Temperature (T <sub>p</sub> )	250°C max. for 10 seconds
Target Peak Temperature (T <sub>p</sub> Target)	250°C +0/-5°C
Time within 5°C of actual peak (t <sub>p</sub> )	20 ~ 40 seconds
Ramp-down Rate	6°C/second max.
Tune 25°C to Peak Temperature (t)	8 minutes max.

**ATTENTION:** Abracon Corporation's products are COTS – Commercial-Off-The-Shelf products; suitable for Commercial, Industrial and, where designated, Automotive Applications. Abracon's products are not specifically designed for Military, Aviation, Aerospace, Life-dependant Medical applications or any application requiring high reliability where component failure could result in loss of life and/or property. For applications requiring high reliability and/or presenting an extreme operating environment, written consent and authorization from Abracon Corporation is required. Please contact Abracon Corporation for more information.



Visit [www.abracon.com](http://www.abracon.com) for Terms & Conditions of Sale **Revised: 07.24.11**  
 30332 Esperanza, Rancho Santa Margarita, California 92688  
 tel 949-546-8000 | fax 949-546-8001 | [www.abracon.com](http://www.abracon.com)

## Данный компонент на территории Российской Федерации

### Вы можете приобрести в компании MosChip.

Для оперативного оформления запроса Вам необходимо перейти по данной ссылке:

<http://moschip.ru/get-element>

Вы можете разместить у нас заказ для любого Вашего проекта, будь то серийное производство или разработка единичного прибора.

В нашем ассортименте представлены ведущие мировые производители активных и пассивных электронных компонентов.

Нашей специализацией является поставка электронной компонентной базы двойного назначения, продукции таких производителей как XILINX, Intel (ex.ALTERA), Vicor, Microchip, Texas Instruments, Analog Devices, Mini-Circuits, Amphenol, Glenair.

Сотрудничество с глобальными дистрибьюторами электронных компонентов, предоставляет возможность заказывать и получать с международных складов практически любой перечень компонентов в оптимальные для Вас сроки.

На всех этапах разработки и производства наши партнеры могут получить квалифицированную поддержку опытных инженеров.

Система менеджмента качества компании отвечает требованиям в соответствии с ГОСТ Р ИСО 9001, ГОСТ РВ 0015-002 и ЭС РД 009

### Офис по работе с юридическими лицами:

105318, г.Москва, ул.Щербаковская д.3, офис 1107, 1118, ДЦ «Щербаковский»

Телефон: +7 495 668-12-70 (многоканальный)

Факс: +7 495 668-12-70 (доб.304)

E-mail: [info@moschip.ru](mailto:info@moschip.ru)

Skype отдела продаж:

moschip.ru

moschip.ru\_4

moschip.ru\_6

moschip.ru\_9