## DETAIL ALVEOLES 1.5
## *DETAIL CAVITIES 1.5*

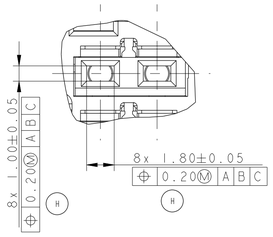


ECHELLE 5:1 / *SCALE* 5:1

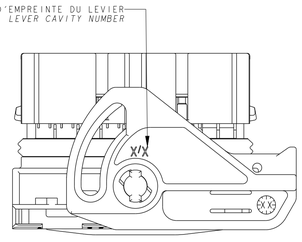


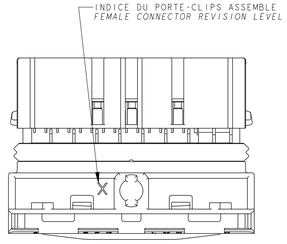


## SORTIE FAISCEAU A DROITE
## *RIGHT WIRING OUT*

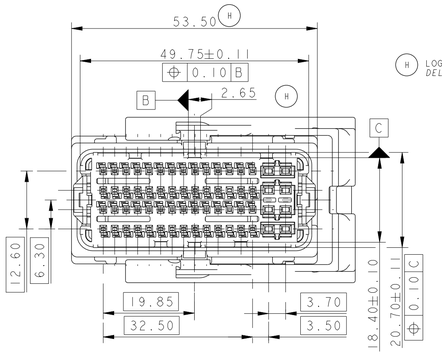


## MARQUAGES EN DESSOUS DU LEVIER
## (LEVIER ENLEVE POUR CETTE VUE)
## *MARKING UNDER LEVER COMPONENT*
## *(LEVER REMOVED FOR THIS VIEW)*

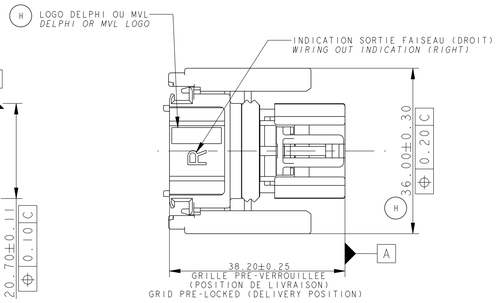


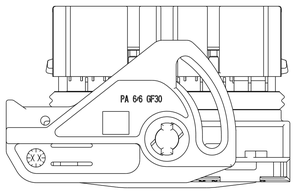


## SORTIE FAISCEAU A GAUCHE
## *LEFT WIRING OUT*

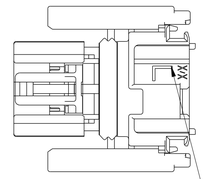


INDICATION SORTIE FAISCEAU (GAUCHE)
*WIRING OUT INDICATION (LEFT)*

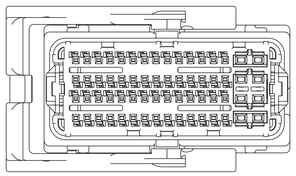

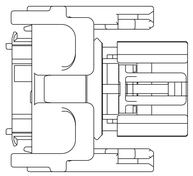

LE LEVIER CACHE LA MAUVAISE
INDICATION DE SORTIE DE FAISCEAU
*LEVER HIDE BAD WIRING OUT INDICATION*

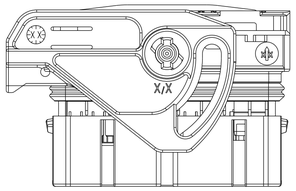


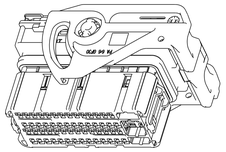

## DETAIL ALVEOLES 0.635
## *DETAIL CAVITIES 0.635*

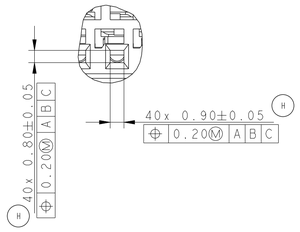


ECHELLE 5:1 / *SCALE* 5:1

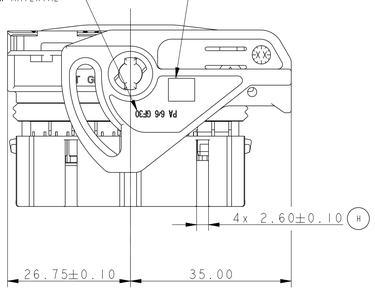


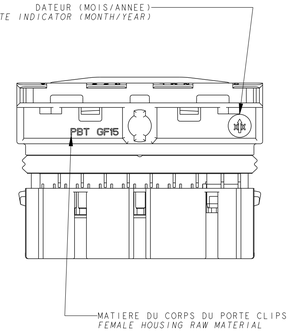


## MARQUAGES EN DESSOUS DU LEVIER
## (LEVIER ENLEVE POUR CETTE VUE)
## *MARKING UNDER LEVER COMPONENT*
## *(LEVER REMOVED FOR THIS VIEW)*

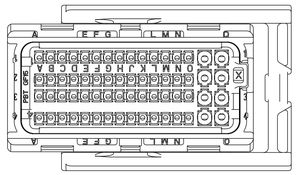

| MODULE *MODULE* | PRODUITS ASSOCIES *ASSOCIATED PARTS* | | | | | |
|---|---|---|---|---|---|---|
| | CAPOT *COVER* | | BOUCHON D'ALVEOLES *CAVITY PLUG* | | | |
| | | | CAVITE 0.635 *0.635 CAVITY* | | CAVITE 1.5 *1.5 CAVITY* | |
| | MVL P/N | DELPHI P/N | MVL P/N | DELPHI P/N | MVL P/N | DELPHI P/N |
| 64 VOIES *64 WAY* | PP10001526 | 13648597 | PP10001485 | 13768626 | PP10001486 | 13826722 |

| SPECIFICATION DE CONDITIONNEMENT *PACKAGING SPECIFICATION* |
|---|
| FE PA 06 013 |

| CAHIER DES CHARGES *SPECIFICATION* |
|---|
| NF R 13-462<br>FE PS 07 023 |

| *MISE EN OEUVRE APPLICATION SPECIFICATION* |
|---|
| DOSSIER DE PRECONISATION : PU 087<br>*USER'S MANUAL: PU 087* |

H ∅ DE FILS MINI ET MAXI ADMISSIBLE POUR GARANTIR L'ETANCHEITE DU PRODUIT
*SUITABLE MIN. AND MAX. WIRES ∅ TO GUARANTEE THE WATER TIGHTNESS OF THE PRODUCT*

| TYPE DE CONTACT *TERMINAL SIZE* | | REFERENCE MVL *MVL PART NUMBER* | REFERENCE DELPHI *DELPHI PART NUMBER* | JOINT TUBE SUR FIL *WIRE TUBE* | | Ø MINI *MINIMUM Ø* | Ø MAXI *MAXIMUM Ø* |
|---|---|---|---|---|---|---|---|
| | | | | REFERENCE MVL *MVL PART NUMBER* | REFERENCE DELPHI *DELPHI PART NUMBER* | | |
| GTS1 0.635 | 0.35mm² | PP10001619 | 13955989 | - | - | 1.30 | 1.50 |
| | 0.50mm² | PP10000489 | 13648598 | - | - | 1.40 | 1.70 |
| GTS2 1.5 | 0.50mm² - 0.85mm² | PP10001482 | 13712871 | F418400 | 13779855 | 2.00 | 2.20 |
| | 1.00mm² - 1.30mm² | PP10001483 | 13741954 | F418400 | 13779855 | 2.10 | 2.40 |
| | 1.40mm² - 2.00mm² | PP10001484 | 13749482 | - | - | 2.30 | 2.80 |

## NOMENCLATURE
## *PARTS LIST*

CODAGE : EN ACCORD AVEC LA SPECIFICATION NF R 13-462
*CODING : IN ACCORDANCE WITH NF R 13-462 SPECIFICATION*

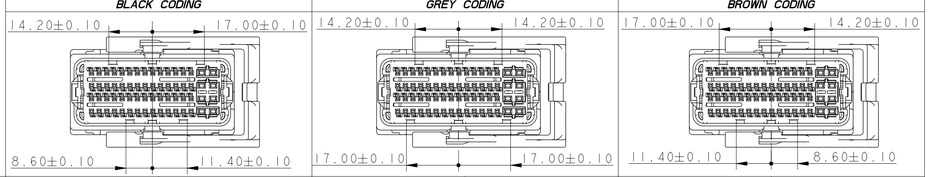


| | | | | | | | | | |
|---|---|---|---|---|---|---|---|---|---|
| | | SORTIE FAISEAU *WIRING OUT* | | | GAUCHE *LEFT* | DROITE *RIGHT* | GAUCHE *LEFT* | DROITE *RIGHT* | GAUCHE *LEFT* | DROITE *RIGHT* |
| | | H REFERENCE DELPHI *DELPHI PART NUMBER* | | | 13722628 | 13648596 | 33500503 | 33500504 | 33500505 | 33500506 |
| | | H DELPHI INDICE *DELPHI REVISION* | | | 01 | 01 | 01 | 01 | 01 | 01 |
| | | REFERENCE MVL *MVL PART NUMBER* | | | PP10001500 | PP10001501 | PP10001502 | PP10001503 | PP10001504 | PP10001505 |
| | | MVL INDICE *MVL REVISION* | | | C | C | C | C | C | C |
| 6 | GROMMET *MATE SEAL* | SILICONE *SILICON* | GRIS *GREY* | C603200 | C | I | I | I | I | I |
| 5 | JOINT INTERFACIAL *MATING SEAL* | SILICONE *SILICON* | INCOLORE *CRISTAL* | PP10000429 | A | I | I | I | I | I |
| 4 | LEVIER *LEVER* | PA66 GF 30 | NOIR *BLACK* | PP10000417 | A | I | I | I | I | I |
| 3 | GRILLE ARRIERE ETANCHE *SEALED REAR GRID* | PBT GF 15 | GRIS *GREY* | F403200 | C | I | I | I | I | I |
| 2 | GRILLE AVANT *FRONT GRID* | PBT GF 15 | NOIR *BLACK* | PP10000411 | A | I | NA | NA | NA | NA |
| 2 | GRILLE AVANT *FRONT GRID* | PBT GF 15 | GRIS *GREY* | PP10000412 | A | NA | I | I | NA | NA |
| 2 | GRILLE AVANT *FRONT GRID* | PBT GF 15 | MARRON *BROWN* | PP10000472 | A | NA | NA | NA | I | I |
| 1 | ISOLANT PORTE-CLIPS *FEMALE HOUSING* | PBT GF 15 | NOIR *BLACK* | F503200 | C | I | I | I | I | I |
| REP. | *DESIGNATION* | MATIERE *MATERIAL* | COULEUR *COLOUR* | REF MVL *MVL P/N* | INDICE *REVISION* | QTE *QTY* | | | | |

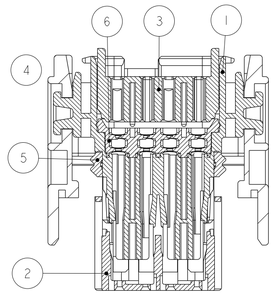


| PRINCIPALES PROPRIETES MECANIQUES *MAIN MECHANICAL PROPERTIES* | CT 0.635 | CT 1.5 |
|---|---|---|
| FORCE D'INSERTION D'UN CONTACT *TERMINAL INSERTION FORCE* | 10N MAXI | 12N MAXI |
| EFFORT DE POLARISATION D'UN CONTACT A 90° ET 180° *TERMINAL POLARISATION FORCE AT 90° AND 180°* | 24 MINI | 30 MINI |
| EFFORT DE RETENTION AVEC DV *RETENTION FORCE WITH SECONDARY LOCK* | 80N MINI | 100N MINI |
| EFFORT SUR LE LEVIER D'ACCOUPLEMENT PC/PL *MATING FORCE ON THE SLIDER DEVICE* | 65N MAXI | |
| EFFORT SUR LE LEVIER DE DESACCOUPLEMENT PC/PL *UNMATING FORCE ON THE SLIDER DEVICE* | 65N MAXI | |
| EFFICACITE DE VERROUILLAGE *FULL ENGAGED EFFICIENCY* | 200N MINI | |
| CLASSE DE TEMPERATURE *OPERATING TEMPERATURE* | -40°C / +125°C | |
| CLASSE DE VIBRATIONS *VIBRATION CLASS* | 15 g | |
| CLASSE D'ETANCHEITE SEALING CLASS | ±0.5 Bar IPX9K H | |

| ECN NO. *NUMERO ECN* | POSITION *POSITION* | CHANGE DESCRIPTION *MODIFICATION* |
|---|---|---|
| - | - | - |
| | - | - |
| | - | - |
| | - | DELPHI P/N ADDED |
| | - | REVIEW OF TOLERANCES TO BE ACCORDANCE WITH OTHER CUSTOMER DRAWINGS |

PRODUCT SPEC. *SPECIF. PRODUIT*: -
PACKAGING SPEC. *SPECIF. EMBALLAGE*: -
APPLICATION SPEC. *SPECIF. APPLICATION*: -


COPYRIGHT DELPHI CORPORATION AND/OR ITS AFFILIATES. ALL RIGHTS RESERVED. REVISED
THIS DRAWING IS THE PROPERTY OF DELPHI CORPORATION AND CONTAINS DELPHI CONFIDENTIAL INFORMATION. THE REPRODUCTION, DISTRIBUTION AND UTILIZATION OF THIS DOCUMENT OR ITS RELATED CAD WITH DATA, AS WELL AS COMMUNICATION OF ANY CONTENT TO OTHERS, WITHOUT EXPRESS AUTHORIZATION, IS PROHIBITED.
CE PLAN EST LA PROPRIETE DE DELPHI CORPORATION ET CONTIENT DES INFORMATIONS DELPHI CONFIDENTIELLES. LA REPRODUCTION, LA DISTRIBUTION ET L'UTILISATION DU DOCUMENT OU DE SES DONNEES INTERMETIRES CAD, AINSI QUE LA COMMUNICATION DE TOUT CONTENU A AUTRUI, SANS AUTORISATION EXPRESSE, EST INTERDITE.


TOLERANCES *TOLERANCES*: ±0.2 ±2°
COUNTERPART N° *CONTRE PARTIE N°*: -
DO NOT MEASURE DRAWING *NE PAS PRENDRE DE COTES*: -
MATERIAL : *MATIERE* : SEE TABLE
COLOUR : *COULEUR* : SEE TABLE
SURFACE FINISH *ETAT DE SURFACE*: -
TOOL NO. *OUTIL N°*: -
ECO Loc. Code *CODE B.E.*: FE

DELPHI
DELPHI PACKARD ELECTRICAL/ELECTRONIC ARCHITECTURE
EPERNON, FRANCE
ISO PROJECTION *PROJECTION ISO*
DIMENSION IN MILLIMETERS *DIMENSIONS EN MILLIMETRES*
CAD SYSTEM: pro / eng.
DWG SIZE *FORMAT*: A1

| | DATE | NAME *NOM* |
|---|---|---|
| CREATED BY *CREE PAR* | 2006/12/14 | F.CHAZOTTES |
| MODIFIED BY *MODIF. PAR* | 2014/10/06 | S.LACOTTE |
| CHECKED BY *VERIF. PAR* | 2014/10/06 | L.DOMERGUE |
| APPROVED BY *APPR. PAR* | 2014/10/06 | Pascal MENARD |

TITLE *DESIGNATION*: CMC 64W
PROJECT *PROJET*: CMC PROJECT
ESR NO. *NUMERO ESR*: -
CAT. NO. *NUMERO CAT*: -
FILE NAME *NOM DE FICHIER*: PCC0423536
DOCUMENT UNDER PDS CONTROL *DOCUMENT GERE SOUS P.D.S.*
NO MODIFICATION ALLOWED OUTSIDE *PAS DE MODIFICATION EN DEHORS*

DRAWING NUMBER *REF. PLAN*: PCC0423536
REV. *IND.*: H
STATE *ETAT*: SERIAL RELEASED
PART NUMBER *REF. ARTICLE*: See Table
REV. *IND.*: -
APPROVAL LEVEL *NIV. D'APPROBATION*: -
SHEET *FEUILLE*: 1 of 1 *sur* 1
SCALE *ECH.*: 1:1

EUR C04.112 F29

Общество с ограниченной ответственностью «МосЧип» ИНН 7719860671 / КПП 771901001
Адрес: 105318, г.Москва, ул.Щербаковская д.3, офис 1107

**Данный компонент на территории Российской Федерации**

**Вы можете приобрести в компании MosChip.**

Для оперативного оформления запроса Вам необходимо перейти по данной ссылке:

http://moschip.ru/get-element

Вы можете разместить у нас заказ для любого Вашего проекта, будь то серийное производство или разработка единичного прибора.

В нашем ассортименте представлены ведущие мировые производители активных и пассивных электронных компонентов.

Нашей специализацией является поставка электронной компонентной базы двойного назначения, продукции таких производителей как XILINX, Intel (ex.ALTERA), Vicor, Microchip, Texas Instruments, Analog Devices, Mini-Circuits, Amphenol, Glenair.

Сотрудничество с глобальными дистрибьюторами электронных компонентов, предоставляет возможность заказывать и получать с международных складов практически любой перечень компонентов в оптимальные для Вас сроки.

На всех этапах разработки и производства наши партнеры могут получить квалифицированную поддержку опытных инженеров.

Система менеджмента качества компании отвечает требованиям в соответствии с ГОСТ Р ИСО 9001, ГОСТ РВ 0015-002 и ЭС РД 009

**Офис по работе с юридическими лицами:**

105318, г.Москва, ул.Щербаковская д.3, офис 1107, 1118, ДЦ «Щербаковский»

Телефон: +7 495 668-12-70 (многоканальный)

Факс: +7 495 668-12-70 (доб.304)

E-mail: info@moschip.ru

Skype отдела продаж:
moschip.ru
moschip.ru_4
moschip.ru_6
moschip.ru_9