


► General data



PLC relay, consisting of base terminal block PLC-BSC.../21 with screw connection and pluggable miniature relay with power contact, for assembly on mounting rail NS 35/7.5, 2 PDT, input voltage 120 V AC / 110 V DC

Order number	2967086
Type	PLC-RSC-120UC/21-21

Barcode number	4017918156398
Unit pack	10 Pcs.
Customs tariff	85364900990

► Technical data

Coil side

Nominal input voltage U_N	120 V AC
Nominal input voltage U_N	110 V DC
Nominal input current at U_N	4.5 mA (At $U_N = 120$ V AC)
Nominal input current at U_N	4.2 mA (At $U_N = 110$ V DC)
Typical response time	7 ms
Typical release time	10 ms
Operating voltage display	Yes
Protective circuit/component	Bridge rectifier

Contact side

Contact type	Single contact, 2 PDT
Contact material	AgNi
Maximum switching voltage	250 V AC/DC (The separating plate PLC-ATP should be installed for voltages larger than 250 V (L1, L2, L3) between identical terminal blocks in adjacent modules. Potential bridging is then carried out with FBST 8-PLC... or ...FBST 500...)
Minimum switching voltage	5 V
Maximum inrush current	8 A
Min. switching current	10 mA
Limiting continuous current	6 A
Power rating (ohmic load) max.	140 W (For 24 V DC)
Power rating (ohmic load) max.	100 W (For 48 V DC)
Power rating (ohmic load) max.	60 W (For 60 V DC)
Power rating (ohmic load) max.	44 W (For 110 V DC)
Power rating (ohmic load) max.	60 W (For 220 V DC)
Power rating (ohmic load) max.	1500 VA (for 250 V AC)
Switching capacity min.	50 mW

General data

Length	80 mm
Height	94 mm
Width	14 mm
Test voltage relay winding/relay contact	4 kV AC
Ambient temperature (operation)	-20 °C ... 60 °C
Operating mode	100% operating factor
Service life mechanical	3 x 10 ⁷ cycles
Inflammability class acc. to UL 94	V0
Standards/regulations	IEC 60 664/IEC 60 664 A/DIN VDE 0110, contamination class 2, surge voltage category III, DIN VDE 0106-101: 1986-11, increased isolation I/O
Standards/regulations	DIN EN 50 178/VDE 0160/VDE 0160, IEC 60 255/DIN VDE 0435 (in relevant parts)

Connection data

Screw thread	M 3
Stripping length	8 mm
Type of connection	Screw connection
Min. conductor cross section, rigid	0.14 mm ²
Conductor cross section, rigid max.	2.5 mm ²
Conductor cross section flexible min.	0.14 mm ²
Max. conductor cross section, flexible	2.5 mm ²
Min. conductor cross section AWG/kcmil	26
Conductor cross section AWG/kcmil max	14

► Certificates

CUL

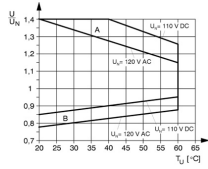
Comments	Input
Nominal voltage U_N	120 V
AWG/kcmil	30-12
Comments	Output
Nominal voltage U_N	250 V
Nominal current I_N	6 A
AWG/kcmil	30-12

UL

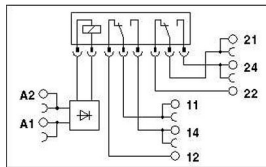
Comments	Input
Nominal voltage U_N	120 V
AWG/kcmil	30-12
Comments	Output
Nominal voltage U_N	250 V
Nominal current I_N	6 A
AWG/kcmil	30-12

▶ Drawings

Diagram



Circuit diagram



Approval logo



Documentation

Order key

PLC-R_Order key

Component	Connection system	Nominal input voltage	Contact type	Contact type	Series (writing principle)
PLC H = equipped with relay B = basic terminal block base	MC terminal connections (active) SP terminal cage (passive)	5DC = 5 V DC 12DC = 12 V DC 24DC = 24 V DC 24AC = 24 V AC/DC 48DC = 48 V DC 60DC = 60 V DC 120DC = 120 V DC 120AC = 120 V AC 230DC = 230 V DC 230AC = 230 V AC	1 = 1 NO contact 2 = 1 NO contact 2S = 1 NO/1 NC contact 1-1 = 2 NO contacts 2S-2S = 2 NO/1 NC contacts	1000 = standard power contact IC = Contacts for high inrush currents HC = Contacts for high inrush currents AS = Hard gold-plated contacts for wear loads	1000 = standard series ACT = indicator contacts for output signals BEB = contact series for input signals

► Accessories

Item	Designation	Description
Assembly		
0801733	NS 35/ 7,5 GELOCHT METER	DIN rail, material: Steel, perforated, height 7.5 mm, width 35 mm, length: 2 m
0801681	NS 35/ 7,5 UNGELOCHT METER	DIN rail, material: Steel, unperforated, height 7.5 mm, width 35 mm, length: 2 m
0801762	NS 35/ 7,5-CU UNGELOCHT METER	DIN rail, material: Copper, unperforated, height 7.5 mm, width 35 mm, length: 2 m
0801377	NS 35/ 7,5-V2A UNGELOCHT	DIN rail, material: High-grade steel V2A, unperforated, height 5.5 mm, width 15 mm, length: 2 m
1201730	NS 35/15 GELOCHT METER	DIN rail, material: Steel, perforated, height 15 mm, width 35 mm, length: 2 m
1201714	NS 35/15 UNGELOCHT METER	DIN rail, material: Steel, unperforated, height 15 mm, width 35 mm, length: 2 m
1201798	NS 35/15-2,3 UNGELOCHT METER	DIN rail, material: Steel, unperforated, 2.3 mm thick, height 15 mm, width 35 mm, length: 2 m
1201756	NS 35/15-AL UNGELOCHT METER	DIN rail, deep-drawn, high profile, unperforated, 1.5 mm thick, material: Aluminum, height 15 mm, width 35 mm, length 2 m
1201895	NS 35/15-CU UNGELOCHT METER	DIN rail, material: Copper, unperforated, 1.5 mm thick, height 15 mm, width 35 mm, length: 2 m
2966841	PLC-ATP BK	Separating plate, 2 mm thick, required at the start and end of a PLC terminal strip. Furthermore, it is used for: -visual separation of groups, -safe isolation of different voltages of neighboring PLC relays in acc. with DIN VDE 0106-101, -isolation
Bridges		
2966812	FBST 6-PLC BU	Plug-in bridge, 2-pos., 6 mm long, insulated, for potential distribution with PLC, color of the insulation material: Blue
2966825	FBST 6-PLC GY	Plug-in bridge, 2-pos., 6 mm long, insulated, for potential distribution with PLC, color of the insulation material: Gray
2966236	FBST 6-PLC RD	Plug-in bridge, 2-pos., 6 mm long, insulated, for potential distribution with PLC, color of the insulation material: Red
2967688	FBST 8-PLC GY	Plug-in bridge, 2-pos., 8 mm long, insulated, for potential distribution with PLC, with separating plate, color of the insulation material: Gray
2967691	FBST 14-PLC BK	Plug-in bridge, 2-pos., 14 mm long, insulated, to increase efficiency with PLC...IC and PLC..HC, color of the insulation material: Black
2966692	FBST 500-PLC BU	Continuous plug-in bridge, 500 mm long, insulated, can be cut to length, for potential distribution with PLC..., color of the insulating material: Blue
2966838	FBST 500-PLC GY	Continuous plug-in bridge, 500 mm long, insulated, can be cut to length, for potential distribution with PLC..., color of the insulating material: Gray
2966786	FBST 500-PLC RD	Continuous plug-in bridge, 500 mm long, insulated, can be cut to length, for potential distribution with PLC..., color of the insulating material: Red

Marking

1053001	ZB 10:UNBEDRUCKT	Zack strip, unprinted: 10-section, for individual labeling with M-PEN, ZB-T or CMS system, sufficient for 100 terminal blocks, for a terminal width of 10.2 mm, color: White
1053014	ZB10,LGS:FORTL.ZAHLEN	Zack strip, printed horizontally: 10-section, with the numbers, 1-10, 11-20 etc. up to 991-1000, color: white
5060883	ZB10/WH-100:UNBEDRUCKT	Zack strip, unprinted: 10-section, for individual labeling with M-PEN, ZB-T or CMS system, large batch, sufficient for labeling 1000 terminal blocks, for a terminal width of 10.2 mm, color: White

► Address

Phoenix Contact GmbH & Co. KG
Flachsmarktstr. 8
32825 Blomberg
Germany
Tel + 49 - (0) 52 35 - 3-00
Fax + 49 - (0) 52 35 - 3-4 12 00
www.phoenixcontact.com

© Phoenix Contact
Technical modifications reserved

Данный компонент на территории Российской Федерации

Вы можете приобрести в компании MosChip.

Для оперативного оформления запроса Вам необходимо перейти по данной ссылке:

<http://moschip.ru/get-element>

Вы можете разместить у нас заказ для любого Вашего проекта, будь то серийное производство или разработка единичного прибора.

В нашем ассортименте представлены ведущие мировые производители активных и пассивных электронных компонентов.

Нашей специализацией является поставка электронной компонентной базы двойного назначения, продукции таких производителей как XILINX, Intel (ex.ALTERA), Vicor, Microchip, Texas Instruments, Analog Devices, Mini-Circuits, Amphenol, Glenair.

Сотрудничество с глобальными дистрибьюторами электронных компонентов, предоставляет возможность заказывать и получать с международных складов практически любой перечень компонентов в оптимальные для Вас сроки.

На всех этапах разработки и производства наши партнеры могут получить квалифицированную поддержку опытных инженеров.

Система менеджмента качества компании отвечает требованиям в соответствии с ГОСТ Р ИСО 9001, ГОСТ РВ 0015-002 и ЭС РД 009

Офис по работе с юридическими лицами:

105318, г.Москва, ул.Щербаковская д.3, офис 1107, 1118, ДЦ «Щербаковский»

Телефон: +7 495 668-12-70 (многоканальный)

Факс: +7 495 668-12-70 (доб.304)

E-mail: info@moschip.ru

Skype отдела продаж:

moschip.ru

moschip.ru_4

moschip.ru_6

moschip.ru_9