

Xinger III

Hybrid Coupler 3 dB, 90°



Description

The X3C09F1-03S is a low profile, high performance 3dB hybrid coupler in a new easy to use, manufacturing friendly surface mount package. It is designed for AMPS, GSM, WCDMA and LTE band applications. The X3C09F1-03S is designed particularly for balanced power and low noise amplifiers, plus signal distribution and other applications where low insertion loss and tight amplitude and phase balance is required. It can be used in high power applications up to 25 watts.

Parts have been subjected to rigorous qualification testing and they are manufactured using materials with coefficients of thermal expansion (CTE) compatible with common substrates such as FR4, G-10, RF-35, RO4003 and polyimide. Produced with 6 of 6 RoHS compliant tin immersion finish.

Features:

- 800-1000 MHz
- AMPS, GSM, WCDMA & LTE
- High Power
- Very Low Loss
- Tight Amplitude Balance
- High Isolation
- Production Friendly
- Tape and Reel
- Lead-Free

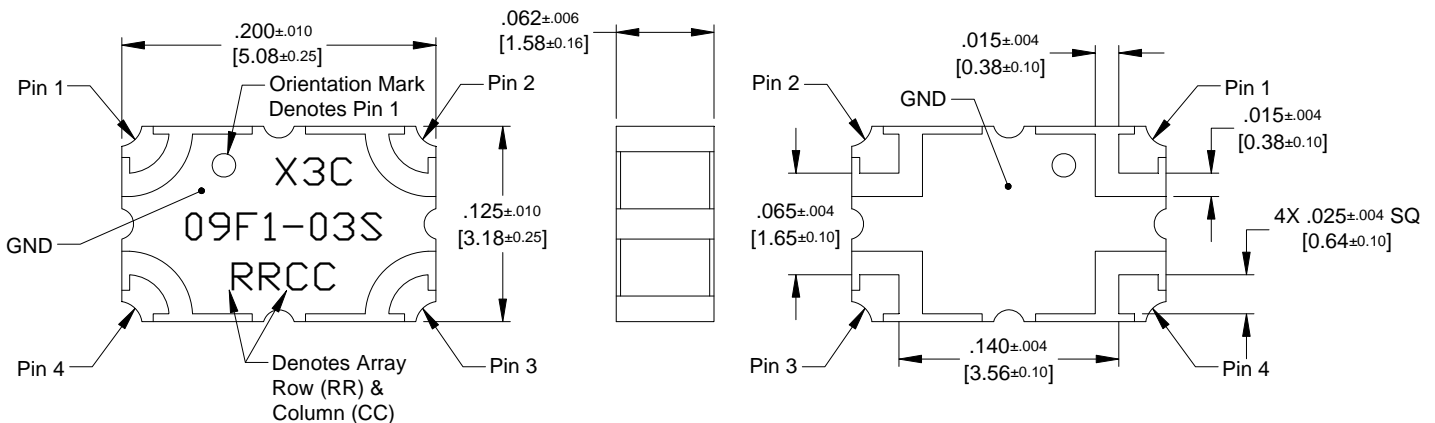
Electrical Specifications **

| Frequency | Isolation | Insertion Loss | VSWR | Amplitude Balance |
|-------------|-----------|----------------|---------|-------------------|
| MHz | dB Min | dB Max | Max : 1 | dB Max |
| 800-1000 | 23 | 0.16 | 1.15 | ± 0.3 |
| 869-894 | 26 | 0.15 | 1.12 | ± 0.3 |
| 925-960 | 26 | 0.16 | 1.12 | ± 0.3 |
| Group Delay | Phase | Power | ΘJC | Operating Temp. |
| ns | Degrees | Avg. CW Watts | °C/Watt | °C |
| 0.23 ± 0.04 | 90 ± 4.0 | 25* | TBD | -55 to +105 |
| 0.23 ± 0.04 | 90 ± 2.0 | 25* | TBD | -55 to +105 |
| 0.23 ± 0.04 | 90 ± 4.0 | 25* | TBD | -55 to +105 |

**Specification based on performance of unit properly installed on Anaren Test Board with small signal applied.


*Specifications subject to change without notice. Refer to parameter definitions for details.

Mechanical Outline



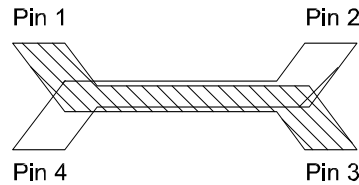
Dimensions are in Inches [Millimeters]
X3C09F1-03S Mechanical Outline

Tolerances are Non-Cumulative



Hybrid Coupler Pin Configuration


The X3C09F1-03S has an orientation marker to denote Pin 1. Once port one has been identified the other ports are known automatically. Please see the chart below for clarification:




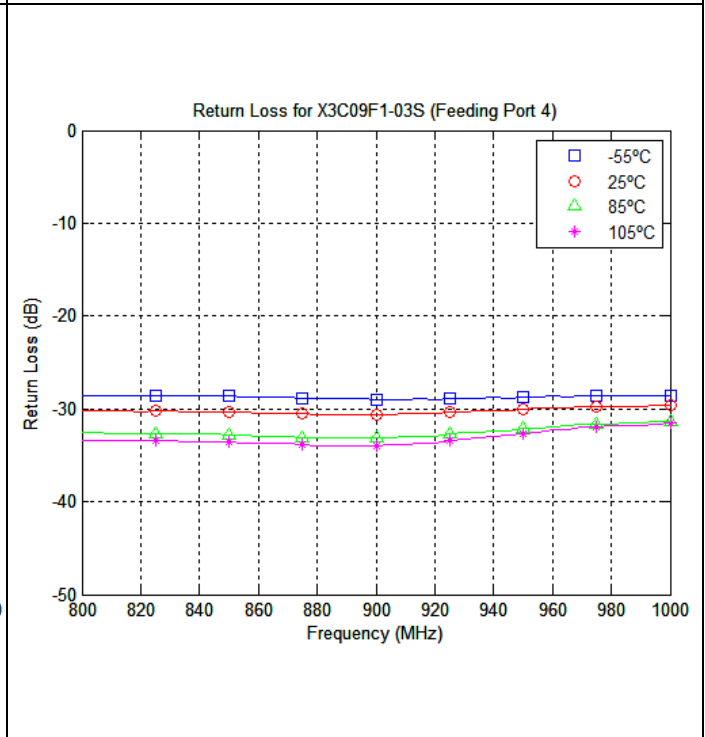
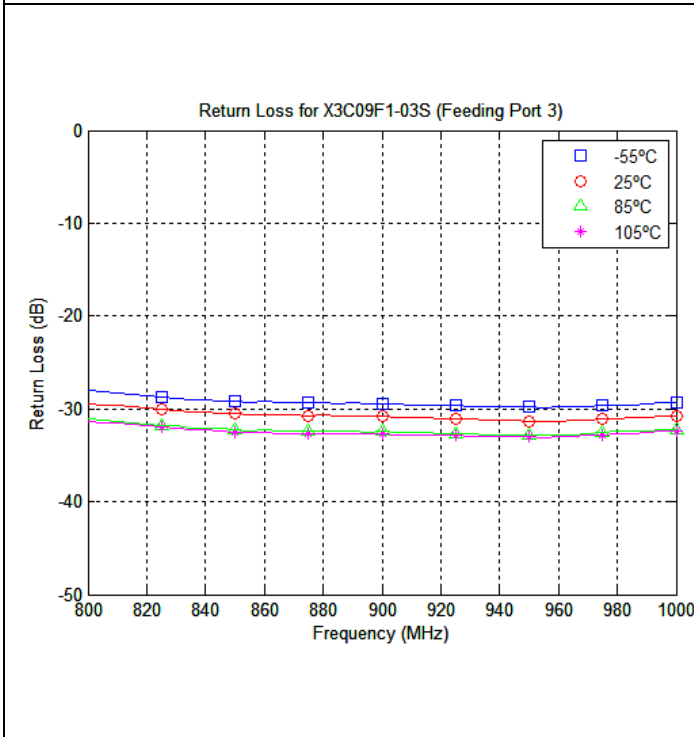
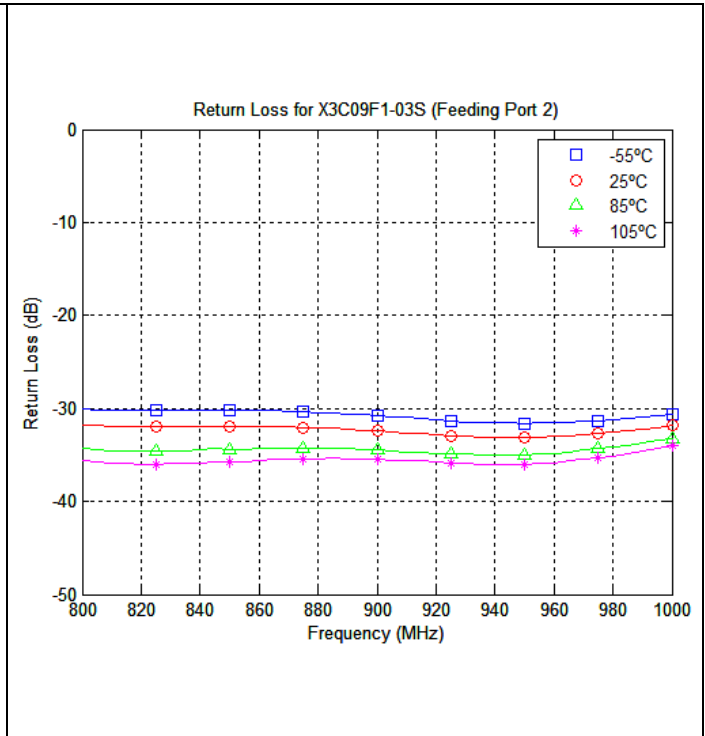
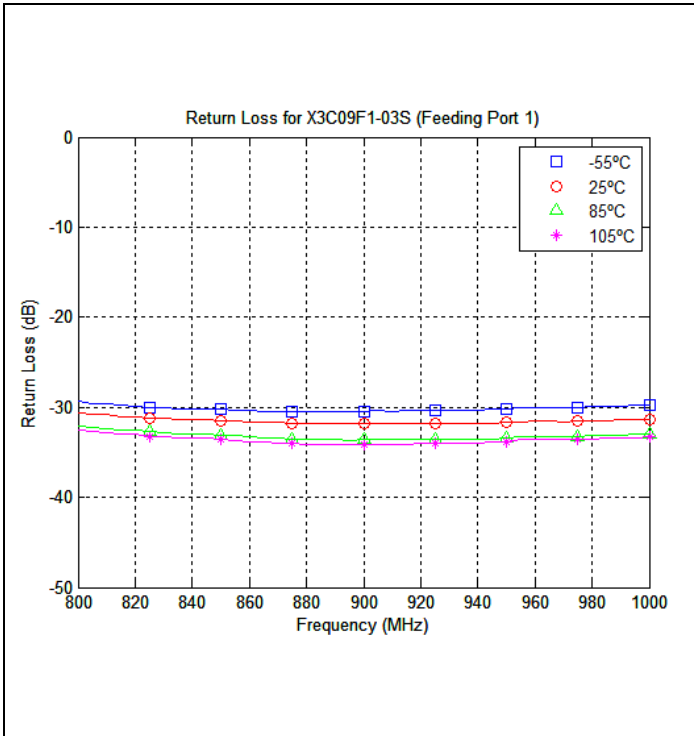
| Configuration | Pin 1 | Pin 2 | Pin 3 | Pin 4 |
|------------------|--------------------------|--------------------------|--------------------------|--------------------------|
| Splitter | Input | Isolated | -3dB $\angle\theta - 90$ | -3dB $\angle\theta$ |
| Splitter | Isolated | Input | -3dB $\angle\theta$ | -3dB $\angle\theta - 90$ |
| Splitter | -3dB $\angle\theta - 90$ | -3dB $\angle\theta$ | Input | Isolated |
| Splitter | -3dB $\angle\theta$ | -3dB $\angle\theta - 90$ | Isolated | Input |
| *Combiner | A $\angle\theta - 90$ | A $\angle\theta$ | Isolated | Output |
| *Combiner | A $\angle\theta$ | A $\angle\theta - 90$ | Output | Isolated |
| *Combiner | Isolated | Output | A $\angle\theta - 90$ | A $\angle\theta$ |
| *Combiner | Output | Isolated | A $\angle\theta$ | A $\angle\theta - 90$ |

*Notes: "A" is the amplitude of the applied signals. When two quadrature signals with equal amplitudes are applied to the coupler as described in the table, they will combine at the output port. If the amplitudes are not equal, some of the applied energy will be directed to the isolated port.

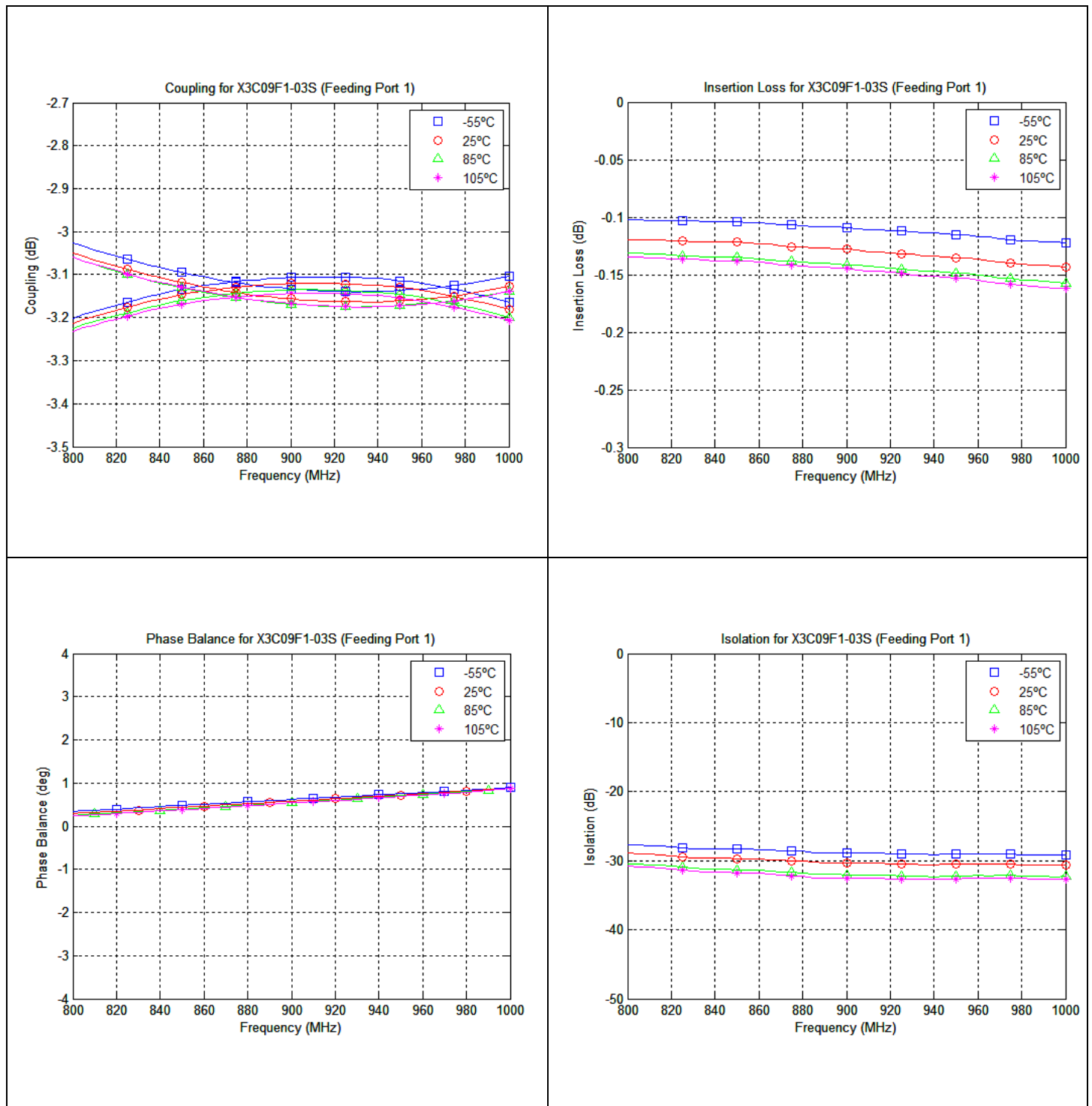
The actual phase, $\angle\theta$, or amplitude at a given frequency for all ports, can be seen in our de-embedded s-parameters, that can be downloaded at www.anaren.com.



Typical Performance (-55°C, 25°C, 85°C, 105°C): 800-1000 MHz




Typical Performance (-55°C, 25°C, 85°C, 105°C): 800-1000 MHz



USA/Canada: (315) 432-8909
 Toll Free: (800) 411-6596
 Europe: +44 2392-232392

Available on Tape and Reel for Pick and Place Manufacturing.



Anaren®
 What'll we think of next?®

Данный компонент на территории Российской Федерации

Вы можете приобрести в компании MosChip.

Для оперативного оформления запроса Вам необходимо перейти по данной ссылке:

<http://moschip.ru/get-element>

Вы можете разместить у нас заказ для любого Вашего проекта, будь то серийное производство или разработка единичного прибора.

В нашем ассортименте представлены ведущие мировые производители активных и пассивных электронных компонентов.

Нашей специализацией является поставка электронной компонентной базы двойного назначения, продукции таких производителей как XILINX, Intel (ex.ALTERA), Vicor, Microchip, Texas Instruments, Analog Devices, Mini-Circuits, Amphenol, Glenair.

Сотрудничество с глобальными дистрибьюторами электронных компонентов, предоставляет возможность заказывать и получать с международных складов практически любой перечень компонентов в оптимальные для Вас сроки.

На всех этапах разработки и производства наши партнеры могут получить квалифицированную поддержку опытных инженеров.

Система менеджмента качества компании отвечает требованиям в соответствии с ГОСТ Р ИСО 9001, ГОСТ РВ 0015-002 и ЭС РД 009

Офис по работе с юридическими лицами:

105318, г.Москва, ул.Щербаковская д.3, офис 1107, 1118, ДЦ «Щербаковский»

Телефон: +7 495 668-12-70 (многоканальный)

Факс: +7 495 668-12-70 (доб.304)

E-mail: info@moschip.ru

Skype отдела продаж:

moschip.ru

moschip.ru_4

moschip.ru_6

moschip.ru_9