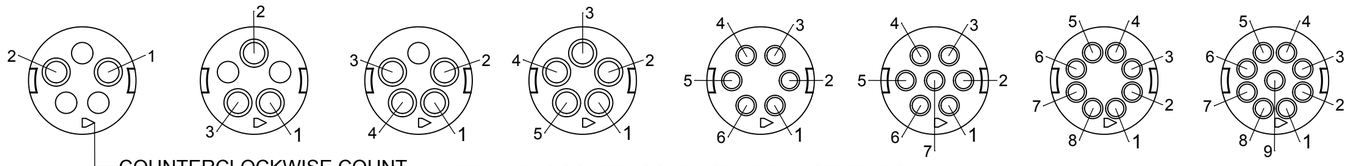

FEMALE (SOCKET) CONTACT ARRANGEMENTS
REAR (WIRING SIDE) VIEW

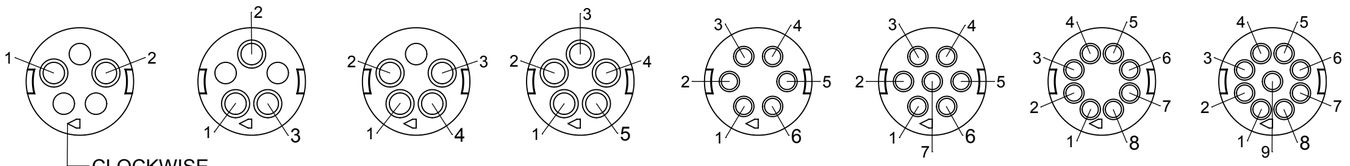

MALE (PIN) CONTACT ARRANGEMENTS
REAR (WIRING SIDE) VIEW

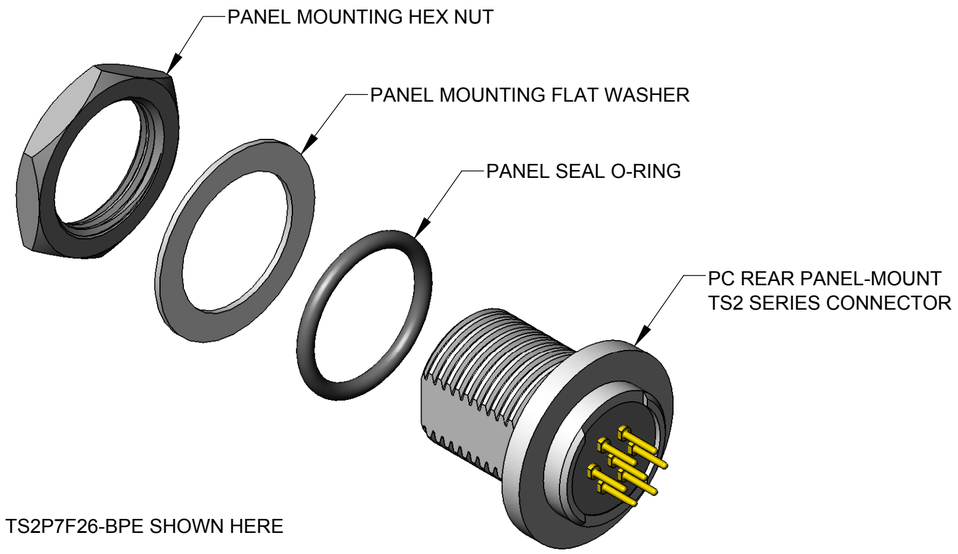

TS2P7F26-BPE SHOWN HERE

TS2 P 7 F 26 - BPEK

TS2 Series

Connector Type:
P - Panel, Front-Mount

# of contacts:
2-5 for #20
6-9 for #26

Gender:
M - Male (Pin)
F - Female (Socket)

Contact Size:
20 - 20, 22, 24, 26 AWG wires
26 - 26,28, 30 AWG wires

Options:
B - Panel, Rear-Mount
P - PC Contacts, straight tails
E - Epoxy seal
K - Kit Packaging (one unit/bag)
[blank] - Bulk Packaging
Consult factory for other options

Refer to TS2C SERIES drawing for mating Cable-End connectors.

SPECIFICATIONS:	
MECHANICAL	
Mating / Locking Type:	Threaded Coupling
Life	5,000 cycles minimum
Operating Forces	10 lb. [44.5 N] maximum Insertion or Withdrawal
Vibration	Mil-Std 202G Method 201A
Panel-Mount Hex Nut Tongue	40 in-lb [4.5 Nm] maximum
Cable Securing System:	Threaded on metal Clamp
ELECTRICAL	
Voltage Rating	125 V AC/DC for 2-5 contact arrangements 30 V AC/DC for 6-9 contact arrangements
Current Rating	Refer to Current Carry Capacity Table
Insulation Resistance	1000 MΩ minimum
Contact Resistance	10 mΩ typical
EMI Shielding	360°
ENVIRONMENTAL	
Temperature Limits	-40ºC to +135ºC (-40ºF to +275°F)
Operating Temperature Range	Refer to Current Carry Capacity Table
Moisture Resistance	Mil-Std 202G Method 106G
Insulation Resistance	Mil-Std 202G Method 302
Thermal Shock	Mil-Std 202G Method 107G
Salt Atmosphere (Corrosion)	Mil-Std 202G Method 101E
Ingress Protection Ratings	IP66, IP67, IP68 (6 ft. for 24 hours) per IEC60529, NEMA 250 6P
MATERIAL	
Outer Shell Metal components	Copper Alloy, electroless nickel plated
Hex Nut & Inner Metal components	Copper Alloy, nickel plated
Electrical Insulator	Medical Technology LCP, natural
Seal O-rings	Thermoplastic Elastomer
Contacts Assembly	Copper Alloy, gold plated with Stainless Steel locking clip
Epoxy	Silicone Potting Compound

Contacts	Wire (awg)	Current Rating (A) at Operating Temperature (°C)					Minimum Test Voltage (V rms)	Voltage (V rms) tested per UL2238
		45°C max.	65°C max.	85°C max.	100°C max.	110°C max.		
2 #20	20	10	9	8	7*	6	1300	125
	22	8.5	7.5	7.5	5.5*	4.5		
	24	7	6	5	4.5*	3.5		
	26	4	4	3.5	3.5*	2.5		
3 #20	20	9.5	8.5	7.5	6.5*	5		
	22	8	7	6	5*	4		
	24	6	5.5	4.5	4*	3		
	26	3.5	3.5	3	3*	2.5		
4 #20	20	9	8	7	6*	5		
	22	7.5	6.5	5.5	4.5*	3.5		
	24	5	4.5	4	3.5*	2.5		
	26	3	3	2.5	2.5*	2		
5 #20	20	8	7.5	6.5	5.5*	4.5		
	22	6.5	5.5	5	4*	3		
	24	4.5	4	3.5	3*	2.5		
	26	2.5	2.5	2	2*	1.5		
6-7 #26	26	2.5	2.5	2	2*	1.5	1000	30
	28	2	2	1.5	1.5*	1		
	30	1.5	1.5	1	1*	.5		
8-9 #26	26	2	2	1.5	1.5*	1		
	28	1.5	1.5	1	1*	.5		
	30	1	1	.5	.5*	.5		

*Temperature Rise does not exceed 30°C when tested according to UL2238. All other recommended current ratings are based on the Relative Thermal Index of the insulating material.

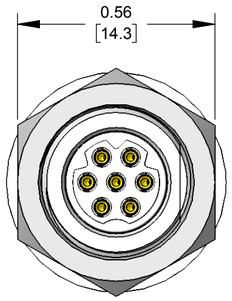

TS2P7F26-BPE SHOWN HERE

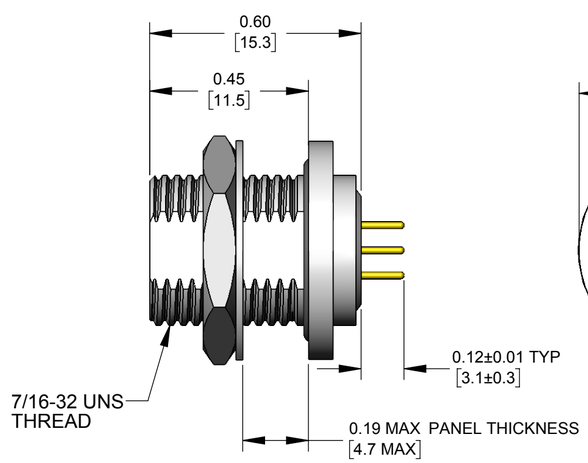

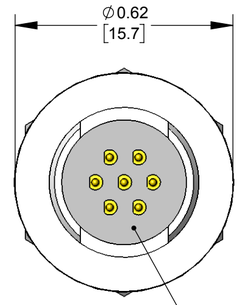

EPOXY (OPTIONAL)

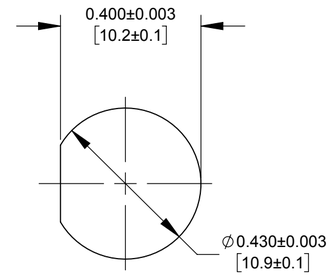

RECOMMENDED PANEL CUT-OUT

ALL DIMENSIONS FOR REFERENCE ONLY

CUSTOMER DRAWING

REV	ECO NUMBER	DATE	BY	APVD
0A	PRELIMINARY	11/09/16	PNK	SRC

REVISIONS

UNLESS OTHERWISE SPECIFIED
1. ALL DIMENSIONS IN INCHES [mm]
- TWO PLACE DECIMALS ±0.02 [0.5]
- THREE PLACE DECIMALS ±0.005 [0.13]

DO NOT SCALE DRAWING

THIS DRAWING DESCRIBES A DESIGN CONSIDERED PROPRIETARY IN NATURE, DEVELOPED AND MANUFACTURED BY SWITCHCRAFT INC. AND IS RELEASED ON A CONFIDENTIAL BASIS FOR IDENTIFICATION PURPOSES ONLY.

SIZE	WIDTH	MULT	LBS/M	TEMPER

FINISH
SPEC No.
MATERIAL
SPEC No.
FIRST USED ON
SCALE 3:1

DATE DRAWN	BY	CHKD	APVD
11/09/16	PNK	PNK 11/09/16	SRC 11/09/16

Switchcraft®

SHEET 1 OF 2

NAME PC, REAR PANEL-MOUNT TS2 SERIES CONNECTOR, RoHS

PART No. TS2P_-BPE SERIES

REV 0A

SolidWorks CAD File

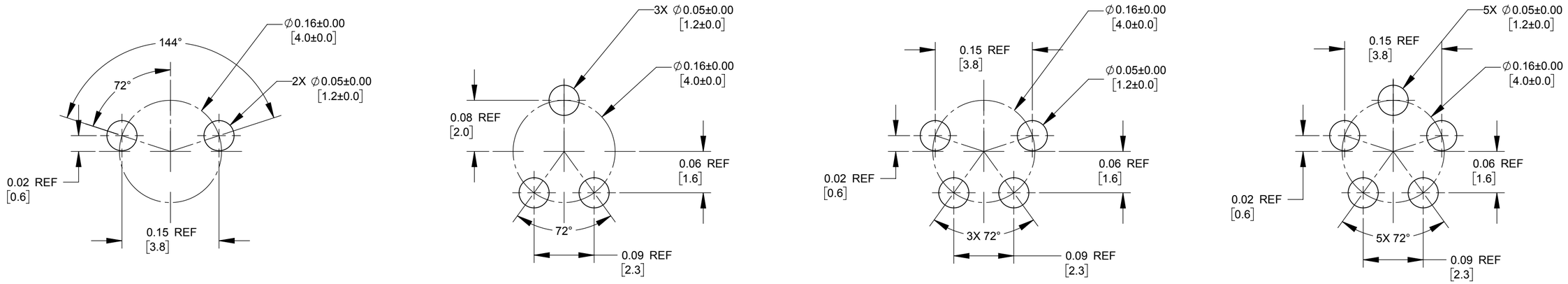

2 - 5 #20 PIN ARRANGEMENTS

#20 PC TAIL DIA.: 0.039±0.001

RECOMMENDED PCB HOLE SIZE: 0.046±0.001 [1.17±0.03]

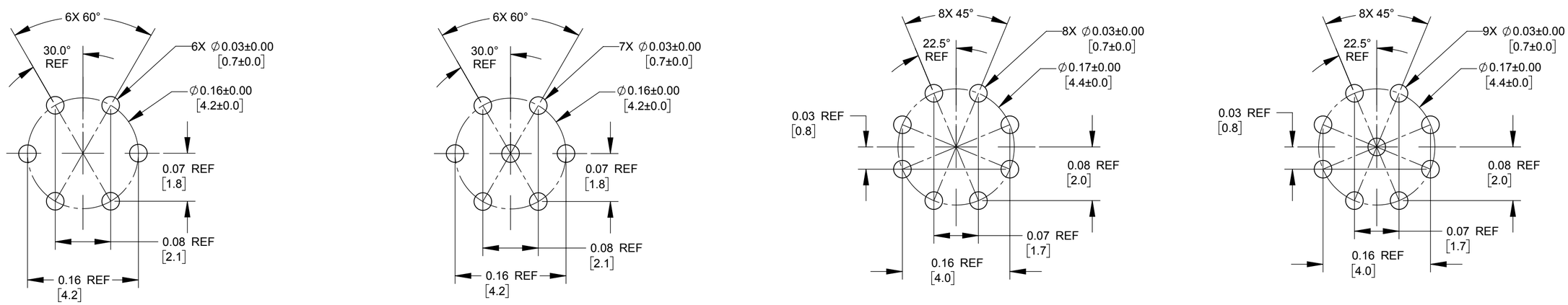

6 - 9 #26 PIN ARRANGEMENTS

#26 PC TAIL DIA.: 0.020±0.001

RECOMMENDED PCB HOLE SIZE: 0.026±0.001 [0.66±0.03]

SCALE 3:1	Switchcraft®
DATE DRAWN 11/09/16	SHEET 2 OF 2
DRAWN BY PNK	PART No. TS2P_-BPE SERIES_CD / REV 0A

SolidWorks CAD File C

Mouser Electronics

Authorized Distributor

Click to View Pricing, Inventory, Delivery & Lifecycle Information:

Switchcraft:
TS2P3M20-BP TS2P3M20-BPE TS2P4F20-BP TS2P4F20-BPE TS2P4M20-BP TS2P2M20-BPE TS2P3F20-BP TS2P3F20-BPE TS2P9F26-BPE TS2P9M26-BP TS2P9M26-BPE TS2P2F20-BP TS2P2F20-BPE TS2P2M20-BP TS2P7M26-BPE TS2P8F26-BP TS2P8F26-BPE TS2P8M26-BP TS2P8M26-BPE TS2P9F26-BP TS2P6F26-BPE TS2P6M26-BP TS2P6M26-BPE TS2P7F26-BP TS2P7F26-BPE TS2P7M26-BP TS2P4M20-BPE TS2P5F20-BP TS2P5F20-BPE TS2P5M20-BP TS2P5M20-BPE TS2P6F26-BP

Общество с ограниченной ответственностью «МосЧип» ИНН 7719860671 / КПП 771901001
Адрес: 105318, г.Москва, ул.Щербаковская д.3, офис 1107

Данный компонент на территории Российской Федерации

Вы можете приобрести в компании MosChip.

Для оперативного оформления запроса Вам необходимо перейти по данной ссылке:

http://moschip.ru/get-element

Вы можете разместить у нас заказ для любого Вашего проекта, будь то серийное производство или разработка единичного прибора.

В нашем ассортименте представлены ведущие мировые производители активных и пассивных электронных компонентов.

Нашей специализацией является поставка электронной компонентной базы двойного назначения, продукции таких производителей как XILINX, Intel (ex.ALTERA), Vicor, Microchip, Texas Instruments, Analog Devices, Mini-Circuits, Amphenol, Glenair.

Сотрудничество с глобальными дистрибьюторами электронных компонентов, предоставляет возможность заказывать и получать с международных складов практически любой перечень компонентов в оптимальные для Вас сроки.

На всех этапах разработки и производства наши партнеры могут получить квалифицированную поддержку опытных инженеров.

Система менеджмента качества компании отвечает требованиям в соответствии с ГОСТ Р ИСО 9001, ГОСТ РВ 0015-002 и ЭС РД 009

Офис по работе с юридическими лицами:

105318, г.Москва, ул.Щербаковская д.3, офис 1107, 1118, ДЦ «Щербаковский»

Телефон: +7 495 668-12-70 (многоканальный)

Факс: +7 495 668-12-70 (доб.304)

E-mail: info@moschip.ru

Skype отдела продаж:
moschip.ru
moschip.ru_4
moschip.ru_6
moschip.ru_9