



# Rack and Panel Connectors Military, MIL-C-28748/7/8 Qualified Microminiature Rectangular



### FEATURES

- Qualified to MIL-C-28748/7/8
- Solder cup contacts
- Fixed and turnable screwlocks
- Closed entry socket contacts
- Group A, B testing per MIL-C-28748

### APPLICATIONS

Especially suited for use in airborne, instrumentation and portable equipment applications or wherever the following requirements must be met: Minimum space and weight without sacrifice of performance, high quality materials, long service life, high vibration and shock resistance and positive locking.

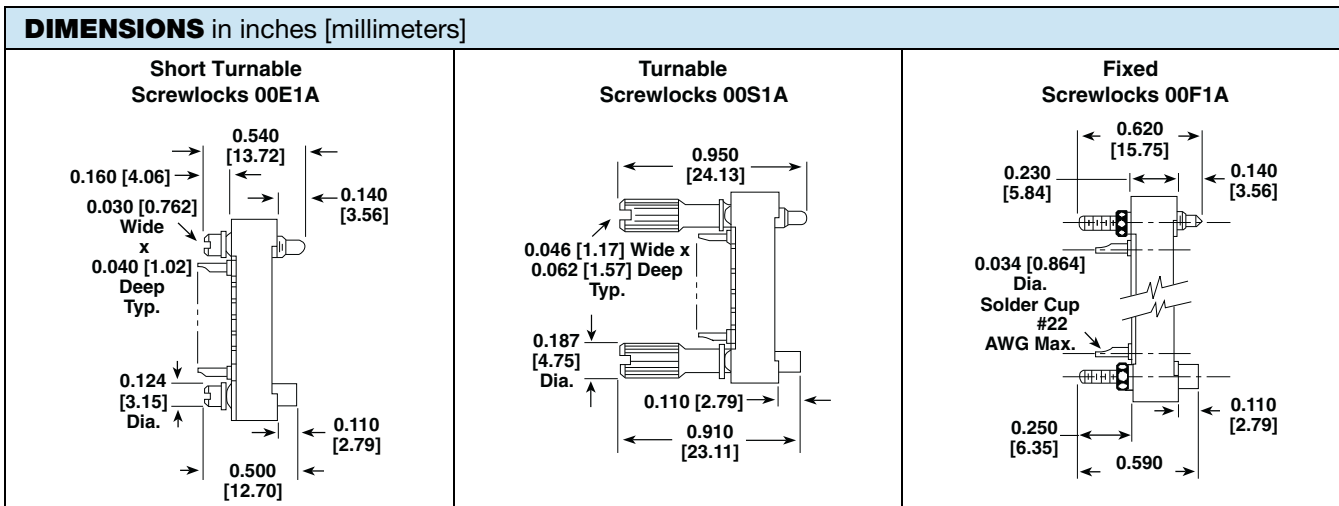
### ELECTRICAL SPECIFICATIONS

**Current Rating:** Model MM22 = 5 A  
**Breakdown Voltage:** At sea level: 2000 V<sub>RMS</sub>  
 At 70 000 feet: 500 V<sub>RMS</sub>

### MATERIAL SPECIFICATIONS

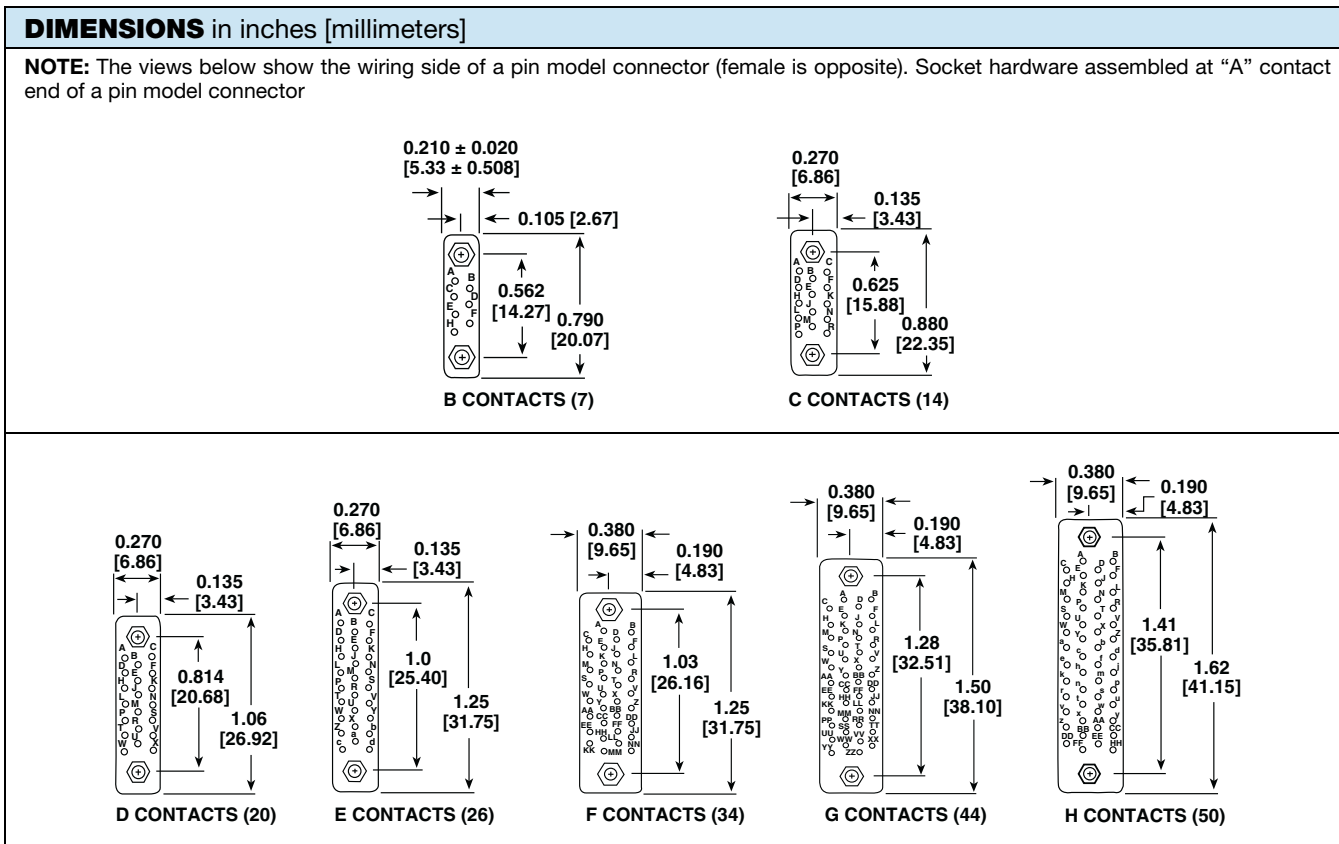
**Contact Pin:** Phosphor bronze  
**Contact Socket:** Phosphor bronze  
**Contact Plating:** Gold 50 micro-inches per ASTM B488  
**Screwlocks:** Stainless steel, passivated  
**Guides:** Stainless steel, passivated  
**Standard Body:** Glass-filled diallyl phthalate per ASTM D5948, Model SDG-F, green

DIMENSIONS in inches [millimeters]			
/8 With Solder Cup Contacts	/7 With Solder Cup Contacts	/8 With Fixed Guides 00G1A	/7 With Fixed Guides 00G1A
<p>Sockets</p>	<p>Pins</p>		

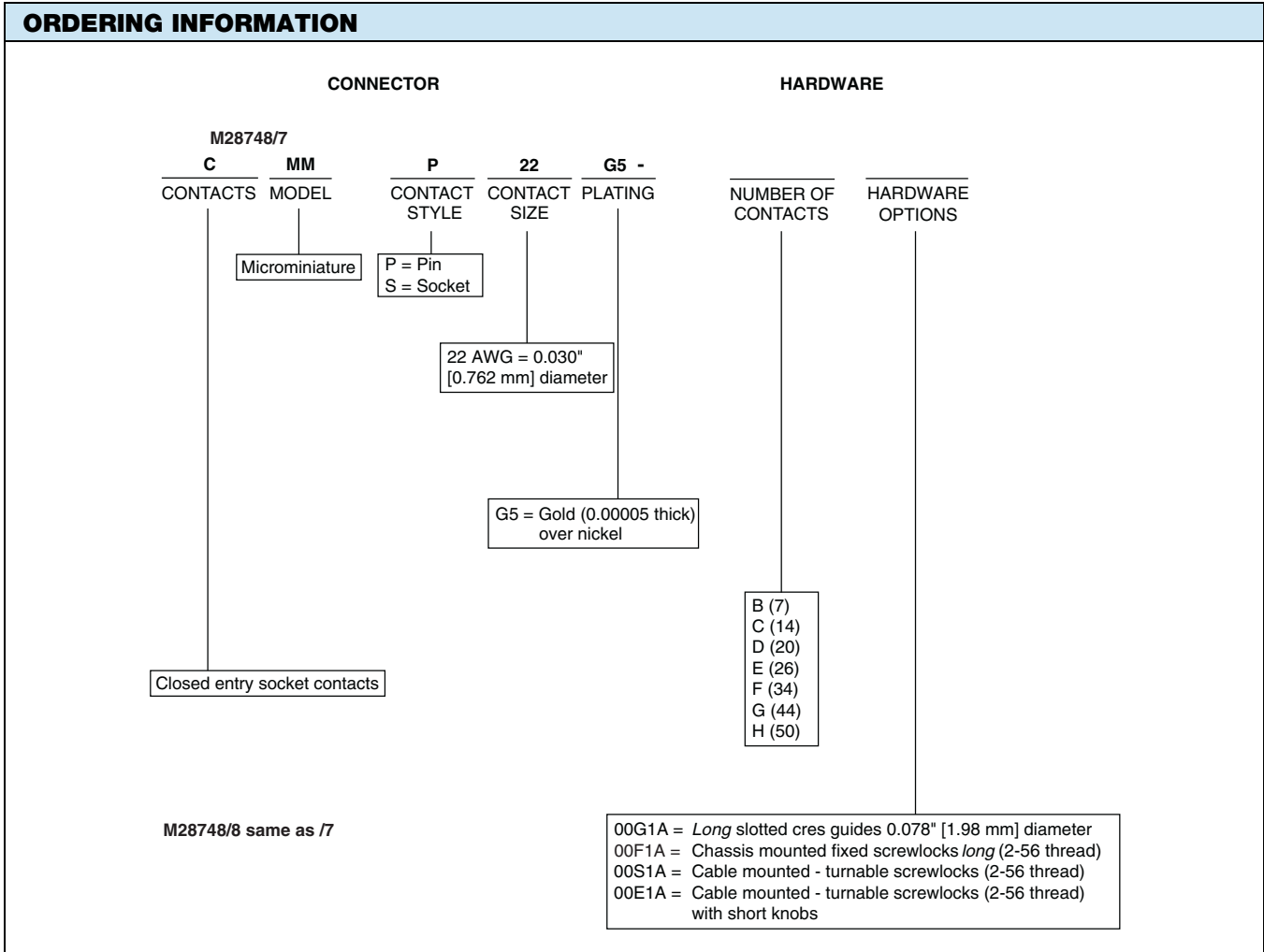


**HARDWARE MATING CHART**

HARDWARE MODEL	MATES WITH HARDWARE MODEL	NOTE:
00S1A	00F1A	Either /7 or /8 connectors may be ordered with any type of hardware shown <b>EXAMPLE:</b> /8 with 00F1A hardware would mate with an MMP with 00S1A or 00E1A hardware
00E1A	00F1A	



PANEL CUTOUT in inches [millimeters]								
	NUMBER OF CONTACTS	A	B	C	NUMBER OF CONTACTS	A	B	C
	B (7)	0.210 [5.33]	0.562 [14.27]	0.440 [11.18]	F (34)	0.380 [9.65]	1.03 [26.16]	0.910 [23.11]
	C (14)	0.270 [6.86]	0.625 [15.88]	0.500 [12.70]	G (44)	0.380 [9.65]	1.28 [32.51]	1.16 [29.46]
	D (20)	0.270 [6.86]	0.814 [20.68]	0.690 [17.53]	H (50)	0.380 [9.65]	1.41 [35.81]	1.28 [32.51]
	E (26)	0.270 [6.86]	1.0 [25.40]	0.870 [22.10]				





<b>MIL-C-28748 CROSS REFERENCE</b> for Vishay Dale Connectors			
<b>MIL MODEL #</b>	<b>VISHAY MODEL #</b>	<b>MIL MODEL #</b>	<b>VISHAY MODEL #</b>
M28748/7-B00E1A	MMP22G5-7SK2030	M28748/8-B00E1A	CMMS22G5-7SK2030
M28748/7-B00F1A	MMP22G5-7SL2L	M28748/8-B00F1A	CMMS22G5-7SL2L
M28748/7-B00G1A	MMP22G5-7027L	M28748/8-B00G1A	CMMS22G5-7027L
M28748/7-B00S1A	MMP22G5-7SK2	M28748/8-B00S1A	CMMS22G5-7SK2
M28748/7-B10G1A	MMP22G5-7027H	M28748/8-B10G1A	CMMS22G5-7027H
M28748/7-B10L1A	MMP22G5-7SK2H	M28748/8-B10L1A	CMMS22G5-7SK2H
M28748/7-C00E1A	MMP22G5-14SK2030	M28748/8-C00E1A	CMMS22G5-14SK2030
M28748/7-C00F1A	MMP22G5-14SL2L	M28748/8-C00F1A	CMMS22G5-14SL2L
M28748/7-C00G1A	MMP22G5-14027L	M28748/8-C00G1A	CMMS22G5-14027L
M28748/7-C00S1A	MMP22G5-14SK2	M28748/8-C00S1A	CMMS22G5-14SK2
M28748/7-C10G1A	MMP22G5-14027H	M28748/8-C10G1A	CMMS22G5-14027H
M28748/7-C10L1A	MMP22G5-14SK2H	M28748/8-C10L1A	CMMS22G5-14SK2H
M28748/7-D00E1A	MMP22G5-20SK2030	M28748/8-D00E1A	CMMS22G5-20SK2030
M28748/7-D00F1A	MMP22G5-20SL2L	M28748/8-D00F1A	CMMS22G5-20SL2L
M28748/7-D00G1A	MMP22G5-20027L	M28748/8-D00G1A	CMMS22G5-20027L
M28748/7-D00S1A	MMP22G5-20SK2	M28748/8-D00S1A	CMMS22G5-20SK2
M28748/7-D10G1A	MMP22G5-20027H	M28748/8-D10G1A	CMMS22G5-20027H
M28748/7-D10L1A	MMP22G5-20SK2H	M28748/8-D10L1A	CMMS22G5-20SK2H
M28748/7-E00E1A	MMP22G5-26SK2030	M28748/8-E00E1A	CMMS22G5-26SK2030
M28748/7-E00F1A	MMP22G5-26SL2L	M28748/8-E00F1A	CMMS22G5-26SL2L
M28748/7-E00G1A	MMP22G5-26027L	M28748/8-E00G1A	CMMS22G5-26027L
M28748/7-E00S1A	MMP22G5-26SK2	M28748/8-E00S1A	CMMS22G5-26SK2
M28748/7-E10G1A	MMP22G5-26027H	M28748/8-E10G1A	CMMS22G5-26027H
M28748/7-E10L1A	MMP22G5-26SK2H	M28748/8-E10L1A	CMMS22G5-26SK2H
M28748/7-F00E1A	MMP22G5-34SK2030	M28748/8-F00E1A	CMMS22G5-34SK2030
M28748/7-F00F1A	MMP22G5-34SL2L	M28748/8-F00F1A	CMMS22G5-34SL2L
M28748/7-F00G1A	MMP22G5-34027L	M28748/8-F00G1A	CMMS22G5-34027L
M28748/7-F00S1A	MMP22G5-34SK2	M28748/8-F00S1A	CMMS22G5-34SK2
M28748/7-F10G1A	MMP22G5-34027H	M28748/8-F10G1A	CMMS22G5-34027H
M28748/7-F10L1A	MMP22G5-34SK2H	M28748/8-F10L1A	CMMS22G5-34SK2H
M28748/7-G00E1A	MMP22G5-44SK2030	M28748/8-G00E1A	CMMS22G5-44SK2030
M28748/7-G00F1A	MMP22G5-44SL2L	M28748/8-G00F1A	CMMS22G5-44SL2L
M28748/7-G00G1A	MMP22G5-44027L	M28748/8-G00G1A	CMMS22G5-44027L
M28748/7-G00S1A	MMP22G5-44SK2	M28748/8-G00S1A	CMMS22G5-44SK2
M28748/7-G10G1A	MMP22G5-44027H	M28748/8-G10G1A	CMMS22G5-44027H
M28748/7-G10L1A	MMP22G5-44SK2H	M28748/8-G10L1A	CMMS22G5-44SK2H
M28748/7-H00E1A	MMP22G5-50SK2030	M28748/8-H00E1A	CMMS22G5-50SK2030
M28748/7-H00F1A	MMP22G5-50SL2L	M28748/8-H00F1A	CMMS22G5-50SL2L
M28748/7-H00G1A	MMP22G5-50027L	M28748/8-H00G1A	CMMS22G5-50027L
M28748/7-H00S1A	MMP22G5-50SK2	M28748/8-H00S1A	CMMS22G5-50SK2
M28748/7-H10G1A	MMP22G5-50027H	M28748/8-H10G1A	CMMS22G5-50027H
M28748/7-H10L1A	MMP22G5-50SK2H	M28748/8-H10L1A	CMMS22G5-50SK2H



## Disclaimer

ALL PRODUCT, PRODUCT SPECIFICATIONS AND DATA ARE SUBJECT TO CHANGE WITHOUT NOTICE TO IMPROVE RELIABILITY, FUNCTION OR DESIGN OR OTHERWISE.

Vishay Intertechnology, Inc., its affiliates, agents, and employees, and all persons acting on its or their behalf (collectively, "Vishay"), disclaim any and all liability for any errors, inaccuracies or incompleteness contained in any datasheet or in any other disclosure relating to any product.

Vishay makes no warranty, representation or guarantee regarding the suitability of the products for any particular purpose or the continuing production of any product. To the maximum extent permitted by applicable law, Vishay disclaims (i) any and all liability arising out of the application or use of any product, (ii) any and all liability, including without limitation special, consequential or incidental damages, and (iii) any and all implied warranties, including warranties of fitness for particular purpose, non-infringement and merchantability.

Statements regarding the suitability of products for certain types of applications are based on Vishay's knowledge of typical requirements that are often placed on Vishay products in generic applications. Such statements are not binding statements about the suitability of products for a particular application. It is the customer's responsibility to validate that a particular product with the properties described in the product specification is suitable for use in a particular application. Parameters provided in datasheets and/or specifications may vary in different applications and performance may vary over time. All operating parameters, including typical parameters, must be validated for each customer application by the customer's technical experts. Product specifications do not expand or otherwise modify Vishay's terms and conditions of purchase, including but not limited to the warranty expressed therein.

Except as expressly indicated in writing, Vishay products are not designed for use in medical, life-saving, or life-sustaining applications or for any other application in which the failure of the Vishay product could result in personal injury or death. Customers using or selling Vishay products not expressly indicated for use in such applications do so at their own risk. Please contact authorized Vishay personnel to obtain written terms and conditions regarding products designed for such applications.

No license, express or implied, by estoppel or otherwise, to any intellectual property rights is granted by this document or by any conduct of Vishay. Product names and markings noted herein may be trademarks of their respective owners.

## Material Category Policy

**Vishay Intertechnology, Inc. hereby certifies that all its products that are identified as RoHS-Compliant fulfill the definitions and restrictions defined under Directive 2011/65/EU of The European Parliament and of the Council of June 8, 2011 on the restriction of the use of certain hazardous substances in electrical and electronic equipment (EEE) - recast, unless otherwise specified as non-compliant.**

**Please note that some Vishay documentation may still make reference to RoHS Directive 2002/95/EC. We confirm that all the products identified as being compliant to Directive 2002/95/EC conform to Directive 2011/65/EU.**

**Vishay Intertechnology, Inc. hereby certifies that all its products that are identified as Halogen-Free follow Halogen-Free requirements as per JEDEC JS709A standards. Please note that some Vishay documentation may still make reference to the IEC 61249-2-21 definition. We confirm that all the products identified as being compliant to IEC 61249-2-21 conform to JEDEC JS709A standards.**

## Данный компонент на территории Российской Федерации

### Вы можете приобрести в компании MosChip.

Для оперативного оформления запроса Вам необходимо перейти по данной ссылке:

<http://moschip.ru/get-element>

Вы можете разместить у нас заказ для любого Вашего проекта, будь то серийное производство или разработка единичного прибора.

В нашем ассортименте представлены ведущие мировые производители активных и пассивных электронных компонентов.

Нашей специализацией является поставка электронной компонентной базы двойного назначения, продукции таких производителей как XILINX, Intel (ex.ALTERA), Vicor, Microchip, Texas Instruments, Analog Devices, Mini-Circuits, Amphenol, Glenair.

Сотрудничество с глобальными дистрибьюторами электронных компонентов, предоставляет возможность заказывать и получать с международных складов практически любой перечень компонентов в оптимальные для Вас сроки.

На всех этапах разработки и производства наши партнеры могут получить квалифицированную поддержку опытных инженеров.

Система менеджмента качества компании отвечает требованиям в соответствии с ГОСТ Р ИСО 9001, ГОСТ РВ 0015-002 и ЭС РД 009

### Офис по работе с юридическими лицами:

105318, г.Москва, ул.Щербаковская д.3, офис 1107, 1118, ДЦ «Щербаковский»

Телефон: +7 495 668-12-70 (многоканальный)

Факс: +7 495 668-12-70 (доб.304)

E-mail: [info@moschip.ru](mailto:info@moschip.ru)

Skype отдела продаж:

moschip.ru

moschip.ru\_4

moschip.ru\_6

moschip.ru\_9