

WSMP™ Coaxial RF Connectors and RF Coaxial Cable Assemblies

For High Density Applications to 100GHz



- Signal Integrity to 100GHz
- Center to Center Spacing 2.15 mm (0.085")
Board to Board Height of 3.05 (0.120")
- 45% Smaller Than SMP
35% Smaller Than Mini SMP (SMPM)
- Custom Footprints for Optimized RF Performance on Your PC Board
- Custom RF Cable Assemblies for Your Application
- R100 Series and R65 Series Products On Request

SPECIFICATIONS

Interface

According to Rosenberger WSMP™ Interface standards

Material and plating

Connector parts	Material	Plating
Center contact	CuBe	Gold
Outer contact	CuBe	Gold
Dielectric	PTFE, Polyimide, or Corning 7070™ Glass*	

Electrical data

Impedance	50 Ω
Frequency	DC to 100 GHz
Return loss (typical)	≥ 26 dB, DC to 26.5 GHz ≥ 19 dB, 26.5 to 65 GHz
Insertion loss	≤ 0.12 x √f(GHz) dB
Insulation resistance	≥ 3.5 x 10 ³ MΩ
Center contact resistance	≤ 2.0 mΩ
Outer contact resistance	≤ 6.0 mΩ
Test voltage (at sea level)	250 V rms
RF High Potential (at sea level)	150 V rms @ 5 MHz
RF-leakage (optional)	≥ -80 dB (typical mated pair)

Mechanical data

Mating cycle	
Full Detent (FD)	≥ 100
Smooth Bore (SB)	≥ 500

Mechanical data

Engagement force (typical)		
Full Detent (FD)	11 N	2.47 Lbs.
Smooth Bore (SB)	5.3 N	1.19 Lbs.
Disengagement force (typical)		
Full Detent (FD)	20 N	4.5 Lbs.
Smooth Bore (SB)	4.45 N	1.0 Lbs.

Axial Mis-Alignment

.000-.005 inches

Radial Mis-Alignment

+/- .010 inches

Environmental data

Temperature range	-55° C to +165° C
Thermal shock	MIL-STD-202, Meth. 107, Cond. B
Corrosion	MIL-STD-202, Meth. 101
Vibration	MIL-STD-202, Meth. 204, Cond. D
Shock	MIL-STD-202, Meth. 213, Cond. I
Moisture resistance	MIL-STD-202, Meth. 106, except Step 7B
Max. soldering temperature (optional)	IEC 61760-1, +260°C for 10 sec.
2002/95/EC (RoHS)	Compliant

*Hermetically-sealed to 1 x 10⁻⁸ cc/sec, On Request

Tooling

WSMP Cable Connector Prybar	W1W001-000
WSMP Right Angle Prybar Extraction Tool	W1W005-000
WSMP Bullet Insertion/ Extraction Tool	W1W002-000
Low Profile	

CABLE CONNECTORS

Description
WSMP Female Straight
for .047 S/R Cable

Part Number
W1K101-270D3



Description
WSMP Female Right Angle
for .047 S/R Cable

Part Number
W1K201-270D3



Description
WSMP Male Straight
for .047 S/R Cable

Part Number
FD: W1S101-270D3
SB: W1S141-270D3



Description
WSMP Male Straight Bulkhead
for .047 S/R Cable

Part Number
FD: W1S501-270D3
SB: W1S541-270D3



STANDARD

Description
WSMP Male PCB, Straight, SMT, J-Lead

Part Number
FD: W1S105-40ML5
SB: W1S145-40ML5

Hi Temp (Kovar/Glass)
WSMP Male PCB, Straight, SMT, J-Lead

Part Number
FD: W1S103-40MZ9
SB: W1S143-40MZ9



STANDARD

Description
WSMP Male PCB Edge Mount

Part Number
FD: W1S203-40ML5
SB: W1S243-40ML5



Hi Temp (Kovar/Glass)
WSMP Male PCB Edge Mount

Part Number
FD: W1S204-40MZ9
SB: W1S244-40MZ9



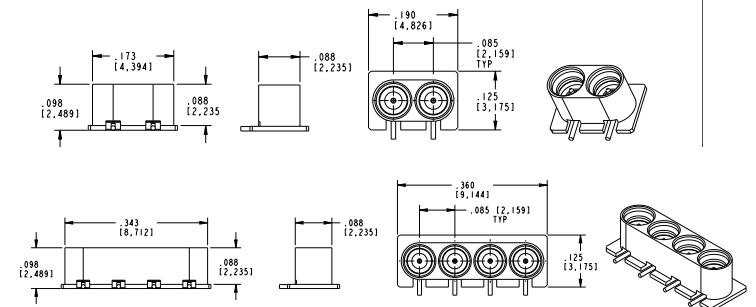
STANDARD

Description
WSMP St Male MultiPort Arrays, SB

Part Number
2 Port: W1S10A-40ML5
4 Port: W1S10B-40ML5

Hi Temp (Kovar/Glass)
WSMP St Male MultiPort Arrays, SB

Part Number
2 Port: W1S12A-40MZ9
4 Port: W1S12B-40MZ9



ADAPTERS

Description

WSMP Female Blindmate Interconnect (Bullet)



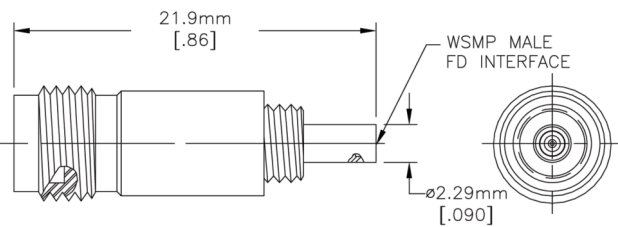
Part Number	A (mm)	A (in)	Part Number	A (mm)	A (in)
W1K10A-K00D3	2.49	0.098	W1K10J-K00D3	7.62	0.300
W1K10C-K00D3	3.18	0.125	W1K10M-K00D3	10.16	0.400
W1K10F-K00D3	3.81	0.150	W1K10N-K00D3	12.70	0.500
W1K10G-K00D3	5.08	0.200	W1K10P-K00D3	15.24	0.600
W1K10H-K00D3	6.35	0.250			

Additional lengths available on request

BETWEEN SERIES TEST ADAPTERS

Description

WSMP Male Full Detent to RPC-2.92 Female Adapter
 RPC-2.40 Female Adapter
 RPC-1.85 Female Adapter



Part Number

W1S102-K00D3 to 40 GHz

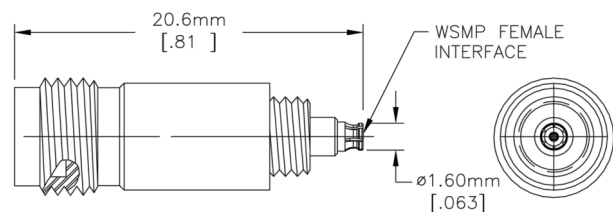
W1S109-K00D3 to 50 GHz

W1S108-K00D3 to 67 GHz

BETWEEN SERIES TEST ADAPTERS

Description

WSMP Female to RPC-2.92 Female Adapter
 RPC-2.40 Female Adapter
 RPC-1.85 Female Adapter



Part Number

W1K102-K00D3 to 40 GHz

W1K109-K00D3 to 50 GHz

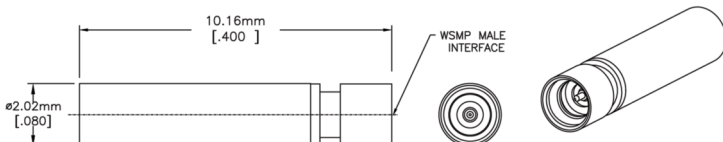
W1K108-K00D3 to 67 GHz

TERMINATIONS

Description

WSMP Male 50 Ohm Termination, Full Detent, 0.25 W

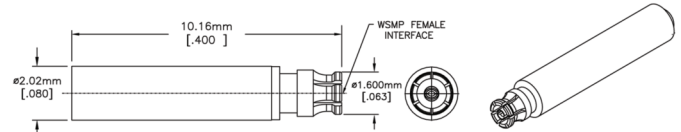
Part Number
W1S15T-0.2D3



Description

WSMP Female 50 Ohm Termination, 0.25 W

Part Number
W1K15T-0.2D3



WSMP™ CABLE ASSEMBLIES

Description: WSMP Female Straight on .047 Flexible, Formable, Semi-Rigid to RPC 2.92 Male, RPC 2.40 Male and RPC 1.85 Male



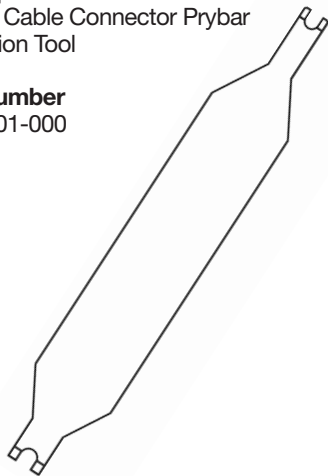
CUSTOM FOR YOUR NEEDS.

TOOLS

Description

WSMP Cable Connector Prybar
Extraction Tool

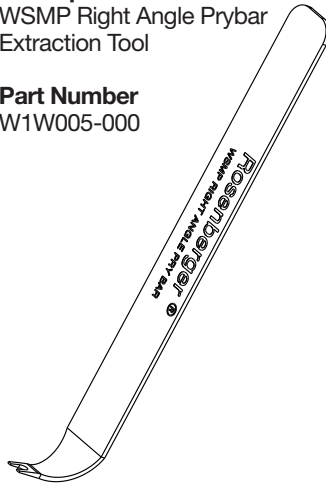
Part Number
W1W001-000



Description

WSMP Right Angle Prybar
Extraction Tool

Part Number
W1W005-000



Description

WSMP Bullet Insertion/
Extraction Tool, Low Profile

Part Number
W1W002-000



Данный компонент на территории Российской Федерации

Вы можете приобрести в компании MosChip.

Для оперативного оформления запроса Вам необходимо перейти по данной ссылке:

<http://moschip.ru/get-element>

Вы можете разместить у нас заказ для любого Вашего проекта, будь то серийное производство или разработка единичного прибора.

В нашем ассортименте представлены ведущие мировые производители активных и пассивных электронных компонентов.

Нашей специализацией является поставка электронной компонентной базы двойного назначения, продукции таких производителей как XILINX, Intel (ex.ALTERA), Vicor, Microchip, Texas Instruments, Analog Devices, Mini-Circuits, Amphenol, Glenair.

Сотрудничество с глобальными дистрибьюторами электронных компонентов, предоставляет возможность заказывать и получать с международных складов практически любой перечень компонентов в оптимальные для Вас сроки.

На всех этапах разработки и производства наши партнеры могут получить квалифицированную поддержку опытных инженеров.

Система менеджмента качества компании отвечает требованиям в соответствии с ГОСТ Р ИСО 9001, ГОСТ РВ 0015-002 и ЭС РД 009

Офис по работе с юридическими лицами:

105318, г.Москва, ул.Щербаковская д.3, офис 1107, 1118, ДЦ «Щербаковский»

Телефон: +7 495 668-12-70 (многоканальный)

Факс: +7 495 668-12-70 (доб.304)

E-mail: info@moschip.ru

Skype отдела продаж:

moschip.ru

moschip.ru_4

moschip.ru_6

moschip.ru_9