

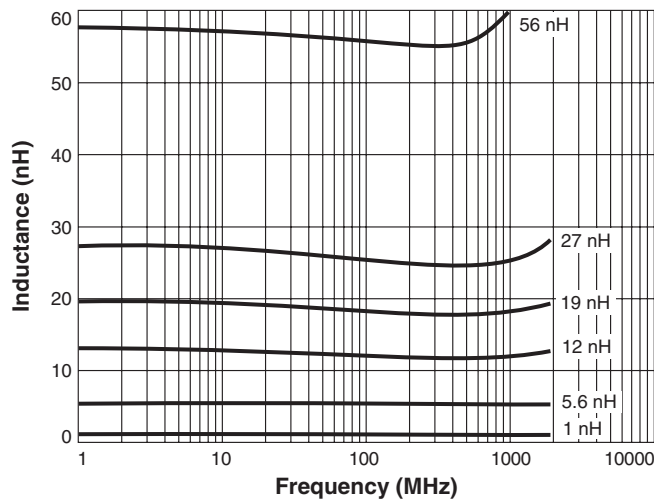
# Chip Inductors – 0402CS (1005)



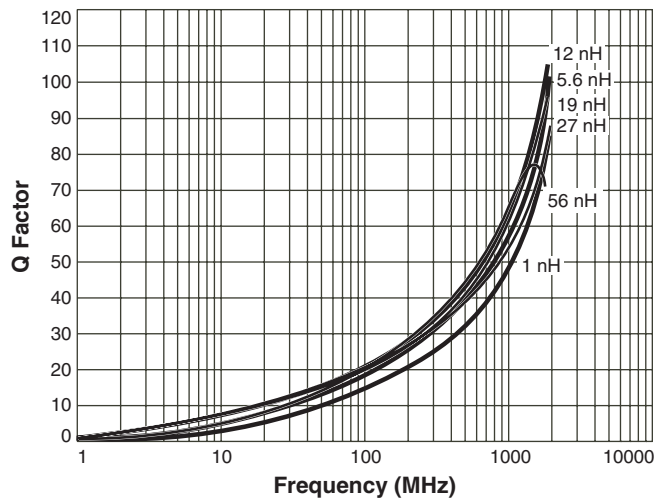
Continuing in our long tradition of innovation and leadership, Coilcraft introduced the industry's first 0402 wirewound inductor.

This series shares all of the characteristics of Coilcraft's other ceramic inductors: exceptionally high Q factors, especially at use frequencies; outstanding self-resonant frequency; tight inductance tolerance; and excellent batch-to-batch consistency.

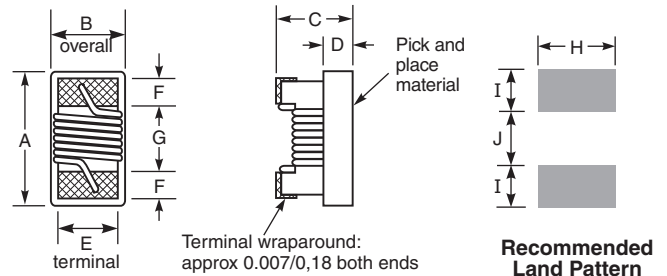
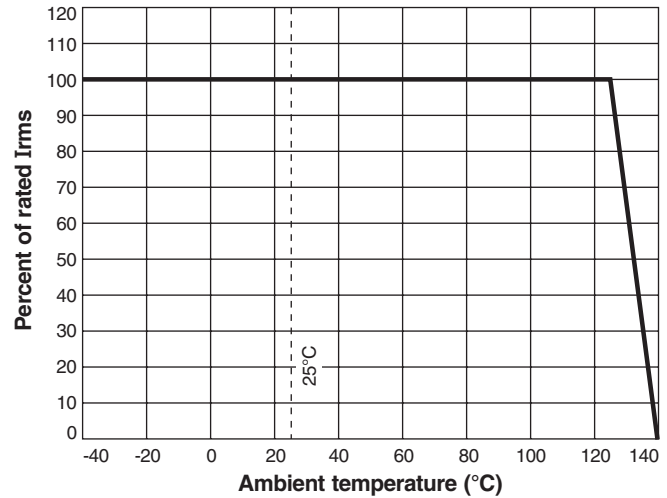
## Typical L vs Frequency



## Typical Q vs Frequency



## Irms Derating



A	B	C	D	E	F	G	H	I	J
max	max	max	ref						
0.047	0.025	0.026	0.010	0.020	0.009	0.022	0.026	0.014	0.018
1,19	0,64	0,66	0,25	0,51	0,23	0,56	0,66	0,36	0,46

- Core material** Ceramic
- Environmental** RoHS compliant, halogen free optional
- Terminations** RoHS compliant silver-palladium-platinum-glass frit. Other terminations available at additional cost.
- Weight** 0.8 – 1.0 mg
- Ambient temperature** -40°C to +125°C with I<sub>rms</sub> current, +125°C to +140°C with derated current
- Storage temperature** Component: -40°C to +140°C. Tape and reel packaging: -40°C to +80°C
- Resistance to soldering heat** Max three 40 second reflows at +260°C, parts cooled to room temperature between cycles
- Temperature Coefficient of Inductance (TCL)** +25 to +125 ppm/°C
- Moisture Sensitivity Level (MSL)** 1 (unlimited floor life at <30°C / 85% relative humidity)
- Failures in Time (FIT) / Mean Time Between Failures (MTBF)** One per billion hours / one billion hours, calculated per Telcordia SR-332
- Packaging** 2000 or 5000 per 7" reel Paper tape: 8 mm wide, 1.68 mm thick, 2 mm pocket spacing
- PCB washing** Tested with pure water or alcohol only. For other solvents, see Doc787\_PCB\_Washing.pdf.



**US** +1-847-639-6400 sales@coilcraft.com  
**UK** +44-1236-730595 sales@coilcraft-europe.com  
**Taiwan** +886-2-2264 3646 sales@coilcraft.com.tw  
**China** +86-21-6218 8074 sales@coilcraft.com.cn  
**Singapore** + 65-6484 8412 sales@coilcraft.com.sg

Document 198-1 Revised 05/03/13  
 © Coilcraft Inc. 2013  
 This product may not be used in medical or high risk applications without prior Coilcraft approval. Specification subject to change without notice. Please check web site for latest information.

# 0402CS Series (1005)

Designer's Kits C328A and B contain 20 each of all 5% values  
 Designer's Kits C328A-2 and B-2 contain 20 each of all 2% values

Part number <sup>1</sup>	Inductance <sup>2</sup> (nH)	Percent tolerance <sup>3</sup>	900 MHz		1.7 GHz		SRF min <sup>5</sup> (GHz)	DCR max <sup>6</sup> (Ohms)	Irms <sup>7</sup> (mA)
			L typ	Q typ <sup>4</sup>	L typ	Q typ <sup>4</sup>			
0402CS-1N0XJL_	1.0	<b>5</b>	1.02	77	1.02	69	12.70	0.045	1360
0402CS-1N2XJL_	1.2	<b>5</b>	1.17	28	1.17	38	12.90	0.090	740
0402CS-1N8XJL_	1.8	<b>5,3,2</b>	1.78	54	1.78	75	12.00	0.070	1040
0402CS-1N9XJL_	1.9	<b>5,3,2</b>	1.72	68	1.74	82	11.30	0.070	1040
0402CS-2N0X_L_	2.0	<b>5,3,2</b>	1.93	54	1.93	75	11.10	0.070	1040
0402CS-2N2X_L_	2.2	<b>5,3,2</b>	2.19	59	2.23	100	10.80	0.070	960
0402CS-2N4X_L_	2.4	<b>5,3,2</b>	2.24	51	2.27	68	10.50	0.068	790
0402CS-2N7X_L_	2.7	<b>5,3,2</b>	2.58	42	2.60	61	10.40	0.120	640
0402CS-3N3X_L_	3.3	<b>5,3,2</b>	3.10	65	3.12	87	7.00	0.066	840
0402CS-3N6X_L_	3.6	<b>5,3,2</b>	3.56	45	3.62	71	6.80	0.066	840
0402CS-3N9X_L_	3.9	<b>5,3,2</b>	3.89	50	4.00	75	6.00	0.066	840
0402CS-4N3X_L_	4.3	<b>5,3,2</b>	4.19	47	4.30	71	6.00	0.091	700
0402CS-4N7X_L_	4.7	<b>5,3,2</b>	4.55	48	4.68	68	4.77	0.130	640
0402CS-5N1X_L_	5.1	<b>5,3,2</b>	5.15	56	5.25	82	4.80	0.083	800
0402CS-5N6X_L_	5.6	<b>5,3,2</b>	5.16	54	5.28	81	4.80	0.083	760
0402CS-6N2X_L_	6.2	<b>5,3,2</b>	6.16	52	6.37	76	4.80	0.083	760
0402CS-6N8X_L_	6.8	<b>5,3,2</b>	6.56	63	6.93	78	4.80	0.083	680
0402CS-7N5X_L_	7.5	<b>5,3,2</b>	7.91	60	8.22	88	4.80	0.10	680
0402CS-8N2X_L_	8.2	<b>5,3,2</b>	8.50	57	8.85	84	4.40	0.10	680
0402CS-8N7X_L_	8.7	<b>5,3,2</b>	8.78	54	9.21	73	4.10	0.20	480
0402CS-9N0X_L_	9.0	<b>5,3,2</b>	9.07	62	9.53	78	4.16	0.10	680
0402CS-9N5X_L_	9.5	<b>5,3,2</b>	9.42	54	9.98	69	4.00	0.20	480
0402CS-10NX_L_	10	<b>5,3,2</b>	9.8	50	10.10	67	3.90	0.20	480
0402CS-11NX_L_	11	<b>5,3,2</b>	10.7	52	11.20	78	3.68	0.12	640
0402CS-12NX_L_	12	<b>5,3,2</b>	11.9	53	12.70	71	3.60	0.12	640
0402CS-13NX_L_	13	<b>5,3,2</b>	13.4	51	14.63	57	3.45	0.21	440
0402CS-15NX_L_	15	<b>5,3,2</b>	14.6	55	15.50	77	3.28	0.17	560
0402CS-16NX_L_	16	<b>5,3,2</b>	16.6	46	18.86	47	3.10	0.22	560
0402CS-18NX_L_	18	<b>5,3,2</b>	18.3	57	20.28	62	3.10	0.23	420
0402CS-19NX_L_	19	<b>5,3,2</b>	19.1	50	21.10	67	3.04	0.20	480
0402CS-20NX_L_	20	<b>5,3,2</b>	20.7	52	23.66	53	3.00	0.25	420
0402CS-22NX_L_	22	<b>5,3,2</b>	23.2	53	26.75	53	2.80	0.30	400
0402CS-23NX_L_	23	<b>5,3,2</b>	23.8	49	26.90	64	2.72	0.30	400
0402CS-24NX_L_	24	<b>5,3,2</b>	25.1	51	29.50	50	2.70	0.30	400
0402CS-27NX_L_	27	<b>5,3,2</b>	28.7	49	33.50	63	2.48	0.30	400
0402CS-30NX_L_	30	<b>5,3,2</b>	31.1	46	38.50	39	2.35	0.30	400
0402CS-33NX_L_	33	<b>5,3,2</b>	34.9	31	41.74	32	2.35	0.30	400
0402CS-36NX_L_	36	<b>5,3,2</b>	39.5	44	48.40	53	2.32	0.44	320
0402CS-39NX_L_	39	<b>5,3,2</b>	41.7	47	50.23	45	2.10	0.55	200
0402CS-40NX_L_	40	<b>5,3,2</b>	39.0	44	47.40	33	2.24	0.44	320
0402CS-43NX_L_	43	<b>5,3,2</b>	45.8	46	61.55	34	2.03	0.81	100
0402CS-47NX_L_	47	<b>5,3,2</b>	50.0	38	–	–	2.10	0.83	150
0402CS-51NX_L_	51	<b>5,3,2</b>	56.6	40	–	–	1.75	0.82	100
0402CS-56NX_L_	56	<b>5,3,2</b>	62.8	42	–	–	1.76	0.97	100
0402CS-68NX_L_	68	<b>5,3,2</b>	78.2	36	–	–	1.62	1.12	100
0402CS-82NX_L_	82	<b>5,3,2</b>	–	–	–	–	1.26	1.55	50
0402CS-R10X_L_	100	<b>5,3,2</b>	–	–	–	–	1.16	2.00	30
0402CS-R12X_L_	120	<b>5,3,2</b>	–	–	–	–	1.90	2.20	50

1. When ordering, specify **tolerance, termination and packaging** codes:

### 0402CS-68NXJLW

- Tolerance:** G = 2% H = 3% J = 5%  
 (Table shows stock tolerances in bold.)
- Termination:** L = RoHS compliant silver-palladium-platinum-glass frit.  
 E = Halogen free component. RoHS compliant silver-palladium-platinum-glass frit terminations.  
 Special order: T = RoHS tin-silver-copper (95.5/4/0.5) or S = non-RoHS tin-lead (63/37).
- Packaging:** W = 7" machine-ready reel. EIA-481 punched paper tape (2000 parts per full reel).  
 Q = 7" machine-ready reel. EIA-481 punched paper tape (5000 parts per full reel).  
 U = Less than full reel. In tape, but not machine ready. To have a leader and trailer added (\$25 charge), use code letter W instead.

2. Inductance measured at 250 MHz using a Coilcraft SMD-F test fixture and Coilcraft-provided correlation pieces with an Agilent/HP 4286 impedance analyzer.
3. Tolerances in bold are stocked for immediate shipment.
4. Q measured using an Agilent/HP 4291A with an Agilent/HP 16193 test fixture.
5. For SRF >6 GHz, measured using an Agilent/HP 8722ES network analyzer and a Coilcraft SMD-D test fixture. For SRF ≤6 GHz, measured using an Agilent/HP 8753D network analyzer and a Coilcraft SMD-D test fixture.
6. DCR measured on a micro-ohmmeter.
7. Current that causes a 15°C temperature rise from 25°C ambient.
8. Electrical specifications at 25°C.
- Refer to Doc 362 "Soldering Surface Mount Components" before soldering.

**S-Parameter files**  
 ON OUR WEB SITE

**SPICE models**  
 ON OUR WEB SITE



www.coilcraft.com

US +1-847-639-6400 sales@coilcraft.com  
 UK +44-1236-730595 sales@coilcraft-europe.com  
 Taiwan +886-2-2264 3646 sales@coilcraft.com.tw  
 China +86-21-6218 8074 sales@coilcraft.com.cn  
 Singapore +65-6484 8412 sales@coilcraft.com.sg

Document 198-2 Revised 05/03/13

© Coilcraft Inc. 2013

This product may not be used in medical or high risk applications without prior Coilcraft approval. Specification subject to change without notice. Please check web site for latest information.

## Данный компонент на территории Российской Федерации

### Вы можете приобрести в компании MosChip.

Для оперативного оформления запроса Вам необходимо перейти по данной ссылке:

<http://moschip.ru/get-element>

Вы можете разместить у нас заказ для любого Вашего проекта, будь то серийное производство или разработка единичного прибора.

В нашем ассортименте представлены ведущие мировые производители активных и пассивных электронных компонентов.

Нашей специализацией является поставка электронной компонентной базы двойного назначения, продукции таких производителей как XILINX, Intel (ex.ALTERA), Vicor, Microchip, Texas Instruments, Analog Devices, Mini-Circuits, Amphenol, Glenair.

Сотрудничество с глобальными дистрибьюторами электронных компонентов, предоставляет возможность заказывать и получать с международных складов практически любой перечень компонентов в оптимальные для Вас сроки.

На всех этапах разработки и производства наши партнеры могут получить квалифицированную поддержку опытных инженеров.

Система менеджмента качества компании отвечает требованиям в соответствии с ГОСТ Р ИСО 9001, ГОСТ РВ 0015-002 и ЭС РД 009

### Офис по работе с юридическими лицами:

105318, г.Москва, ул.Щербаковская д.3, офис 1107, 1118, ДЦ «Щербаковский»

Телефон: +7 495 668-12-70 (многоканальный)

Факс: +7 495 668-12-70 (доб.304)

E-mail: [info@moschip.ru](mailto:info@moschip.ru)

Skype отдела продаж:

moschip.ru

moschip.ru\_4

moschip.ru\_6

moschip.ru\_9