

NON-ISOLATED DC/DC CONVERTERS

2.4 Vdc - 5.5 Vdc Input

0.75 Vdc - 3.63 Vdc/10 A Output

Jan. 25, 2013


Bel Power, Inc. , a subsidiary of Bel Fuse, Inc.

SRBC-10F2Ax

RoHS Compliant

Rev.C

- Non-Isolated
- High Efficiency
- High Power Density
- Fixed Frequency(300 kHz)
- OCP/SCP
- Flexible Output Voltage Sequencing
- Remote Sense
- Certificated to UL60950-1/CSA C22.2 No.60950-1, 2rd edition, am1
- Under-Voltage Lockout (UVLO)
- Over Temperature Protection
- Wide Input Range
- Wide Trim Range
- Remote On/Off
- Converter Can Sink and Source Current



Applications

- Networking
- Computers and peripherals
- Telecommunications

Description

The Bel SRBC-10F2Ax modules are a series of non-isolated dc/dc converters that deliver up to 10 A of output current with full load efficiency of 95% at 3.3 Vdc output. These modules provide precisely regulated voltage programmable via external resistor from 0.75 Vdc to 3.63 Vdc over a wide range of input voltage (2.4 Vdc - 5.5 Vdc). These modules have a sequencing feature that enables designers to implement various types of output voltage sequencing when powering multiple voltages on a board. The open-frame construction and small footprint enable designers to develop cost and space-efficient solutions. Standard features include remote On/Off, remote sense, over current protection, short current protection, wide input, and programmable output voltage.

Part Selection

Output Voltage	Input Voltage	Max. Output Current	Max. Output Power	Typical Efficiency	Model Number Active Low	Model Number Active High
0.75 V - 3.63 V ¹	2.4 V - 5.5 V	10 A	36.3 W	95%	SRBC-10F2AL	SRBC-10F2A0

- Notes:** 1. These modules use a buck topology, so the output voltages must be 0.5 V less than the input voltage.
2. Add "G" to the end of the Model Number to indicate Tray Packaging.

Part Number Explanation

S R BC - 10 F 2A x
1 2 3 4 5 6 7

1---Surface mount

2---RoHS 6, change "R" to "7" means RoHS 5

3---Series name

4---Series code

5---Wide input range (2.4-5.5V)

6---Wide trim

7---Option, "x" of the model part number to be 0-9, A-Z, which will represent the special request of customer.

NON-ISOLATED DC/DC CONVERTERS

2.4 Vdc - 5.5 Vdc Input

0.75 Vdc - 3.63 Vdc/10 A Output



Jan. 25, 2013

Bel Power, Inc., a subsidiary of Bel Fuse, Inc.

Absolute Maximum Ratings

Parameter	Min	Typ	Max	Notes
Input Voltage (continuous)	-0.3 V	-	5.8 V	
Output Enable Terminal Voltage	-0.3 V	-	5.8 V	
Sequencing Voltage ¹	-0.3 V	-	V _{in}	
Ambient Temperature	-40 °C	-	85 °C	
Storage Temperature	-55 °C	-	125 °C	

Notes: All specifications are typical at 25 °C unless otherwise stated.

1. SRBC-10F2Ax series of modules include a sequencing feature that enables users to implement various types of output voltage sequencing in their applications. This is accomplished via an additional sequencing pin. When the sequencing feature is not used, tie the SEQ pin to V_{in} or leave the SEQ pin floating.

Input Specifications

Parameter	Min	Typ	Max	Notes
Input Voltage	2.4 V	-	5.5 V	V _{o, set} ≤ V _{in} -0.5 V
Input Current (full load)				
V _o =3.3 V	-	7.0 A	8.0 A	
V _o =2.5 V	-	5.5 A	9.5 A	
V _o =1.8 V	-	4.0 A	9.0 A	
V _o =1.5 V	-	3.5 A	7.5 A	
V _o =1.2 V	-	3.0 A	6.0 A	
V _o =0.75 V	-	2.0 A	4.0 A	
Input Current (no load)	-	80 mA	-	
Remote Off Input Current	-	15 mA	-	
Input Reflected Ripple Current (pk-pk)	-	140 mA	-	Tested with two 100 uF/10 V tantalum input capacitors & simulated source impedance of 1 uH, 5 Hz to 20 MHz.
Input Reflected Ripple Current (rms)	-	40 mA	-	
I ² t Inrush Current Transient	-	-	0.2 A ² s	
Turn-on Voltage Threshold	-	2.2 V	-	
Turn-off Voltage Threshold	-	2.0 V	-	

Note: All specifications are typical at 25 °C unless otherwise stated.

Output Specifications

Parameter	Min	Typ	Max	Notes
Output Voltage Set Point	-2% V _{o, set}	-	2% V _{o, set}	V _{in} =5 V, I _o =I _{o max} full load
Output Voltage Set Point	-3% V _{o, set}	-	3% V _{o, set}	Over all operating input voltages, resistive loads and temperature conditions
Load Regulation	-	0.4% V _{o, set}	-	I _o =I _{o min} to I _{o max}
Line Regulation	-	0.3% V _{o, set}	-	V _{in} =V _{in min} to V _{in max}
Regulation Over Temperature (-40 °C to +85 °C)	-	0.5% V _{o, set}	-	T _{ref} =T _{amin} to T _{amax}
Output Current	0 A	-	10 A	
Current Limit Threshold	15 A	-	27 A	
Short Circuit Surge Transient	-	-	1.5 A ² s	
Ripple and Noise (pk-pk)	-	25 mV	50 mV	Tested with 0-20 MHz, 10 uF/16 V tantalum capacitor & 1 uF/10 V TDK ceramic capacitor at the output
Ripple and Noise (rms)	-	8 mV	15 mV	

NON-ISOLATED DC/DC CONVERTERS

2.4 Vdc - 5.5 Vdc Input 0.75 Vdc - 3.63 Vdc/10 A Output



Jan. 25, 2013

Bel Power, Inc., a subsidiary of Bel Fuse, Inc.

Output Specifications (continued)

Parameter	Min	Typ	Max	Notes
Turn on Time	-	4 mS	8 mS	Turn on Time
Overshoot at Turn on	-	0% Vo,set	3% Vo,set	Overshoot at Turn on
Output Capacitance				Output Capacitance
ESR ≥ 1m ohm	0 uF	-	1000 uF	ESR ≥ 1m ohm
ESR ≥ 10m ohm	0 uF	-	4700 uF	ESR ≥ 10m ohm
Transient Response				
50% ~ 100% Max Load	-	130 mV	-	di/dt=2.5 A/uS; Vin=5 V; and with two 150 uF/16 V tantalum capacitors & 1uF/10 V ceramic capacitor at the output
Settling Time	-	50 uS	-	
100% ~ 50% Max Load	-	150 mV	-	
Settling Time	-	50 uS	-	
50% ~ 100% Max Load	-	130 mV	-	
Settling Time	-	50 uS	-	
100% ~ 50% Max Load	-	130 mV	-	
Settling Time	-	50 uS	-	
50% ~ 100% Max Load	-	120 mV	-	
Settling Time	-	50 uS	-	
100% ~ 50% Max Load	-	120 mV	-	
Settling Time	-	50 uS	-	
50% ~ 100% Max Load	-	120 mV	-	
Settling Time	-	50 uS	-	
100% ~ 50% Max Load	-	120 mV	-	
Settling Time	-	50 uS	-	
50% ~ 100% Max Load	-	130 mV	-	
Settling Time	-	50 uS	-	
100% ~ 50% Max Load	-	130 mV	-	
Settling Time	-	50 uS	-	
50% ~ 100% Max Load	-	120 mV	-	
Settling Time	-	50 uS	-	
100% ~ 50% Max Load	-	140 mV	-	
Settling Time	-	50 uS	-	

Note: All specifications are typical at nominal input (Vin=5 V), full load at 25 °C unless otherwise stated.

NON-ISOLATED DC/DC CONVERTERS

2.4 Vdc - 5.5 Vdc Input

0.75 Vdc - 3.63 Vdc/10 A Output



Jan. 25, 2013

Bel Power, Inc., a subsidiary of Bel Fuse, Inc.

General Specifications

Parameter	Min	Typ	Max	Notes	
Efficiency	Vo=3.3 V	92%	95%	-	Measured at Vin=5 V, full load
	Vo=2.5 V	90%	93%	-	
	Vo=1.8 V	88%	91%	-	
	Vo=1.5 V	87%	90%	-	
	Vo=1.2 V	85%	88%	-	
	Vo=0.75 V	79%	82%	-	
Switching Frequency	250 kHz	300 kHz	350 kHz		
Over Temperature Shutdown	-	125 °C	-		
Output Trim Range (Wide Trim)	0.7525 V	-	3.63 V		
Remote Sense Compensation	-	10%	-		
MTBF	6,643,156 hours			Calculated Per Bell Core SR-332 (Io = Nominal; Ta = 25 °C)	
Dimensions	Inches (L x W x H)	1.30 x 0.53 x 0.315			
	Millimeters (L x W x H)	33.02 x 13.46 x 8.00			
Weight	-	6.6 g	-		

Note: All specifications are typical at 25 °C unless otherwise stated.

Control Specifications

Parameter	Min	Typ	Max	Notes
Signal Low (Unit Off)	-0.3 V	-	0.3 V	SRBC-10F2A0; Remote On/Off pin open, Unit on.
Signal High (Unit On)	1.5 V	-	5.8 V	
Signal Low (Unit On)	-0.3 V	-	0.3 V	SRBC-10F2AL; Remote On/Off pin open, Unit on.
Signal High (Unit Off)	1.5 V	-	5.8 V	
Sequencing Voltage	0.05 V	-	Vin	Sequencing Voltage should be higher than output voltage.
Sequencing Slew Rate Capability	-	-	2 V/mS	
Sequencing Delay Time	10 mS	-	-	Delay from Vin, min to application of voltage on SEQ pin
Tracking Accuracy	Power-Up	-	100 mV	200 mV
	Power-Down	-	200 mV	400 mV

NON-ISOLATED DC/DC CONVERTERS

2.4 Vdc - 5.5 Vdc Input

0.75 Vdc - 3.63 Vdc/10 A Output

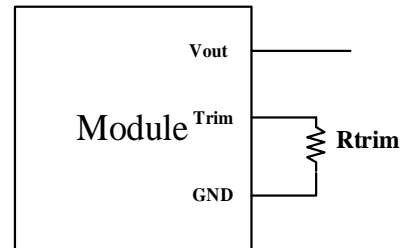
Jan. 25, 2013

Bel Power, Inc., a subsidiary of Bel Fuse, Inc.

Output Trim Equations

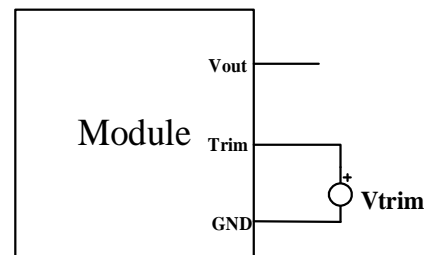
Equation for calculating the trim resistor (in k Ω) given the desired adjusted voltage (V_{adj}) is shown below. The Trim Up resistor should be connected between the Trim pin and Ground.

$$R_{trim} = \frac{21.07}{V_{adj} - 0.7525} - 5.11$$



Equation for calculating the trim voltage (in V) given the desired adjusted voltage (V_{adj}) is shown below. The Trim Up voltage should be connected between the Trim pin and Ground.

$$V_{trim} = 0.7 - 0.1698 \times (V_{adj} - 0.7525)$$



NON-ISOLATED DC/DC CONVERTERS

2.4 Vdc - 5.5 Vdc Input

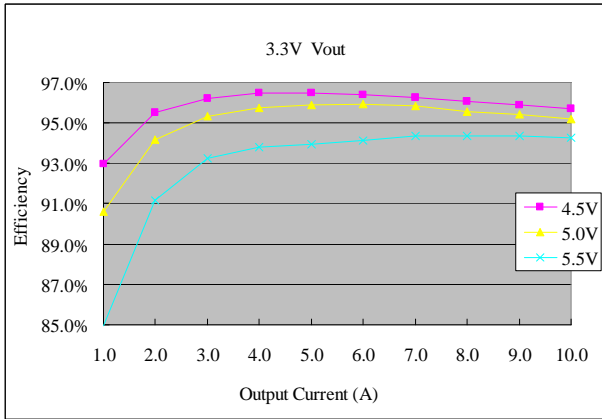
0.75 Vdc - 3.63 Vdc/10 A Output



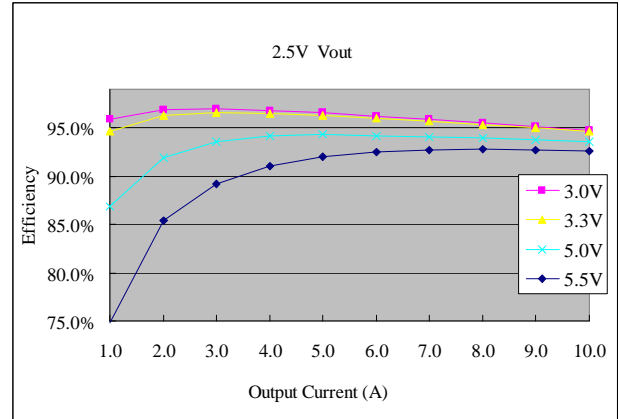
Jan. 25, 2013

Bel Power, Inc., a subsidiary of Bel Fuse, Inc.

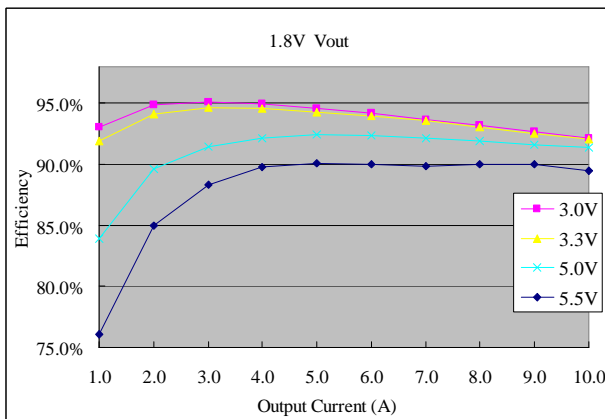
Efficiency Data



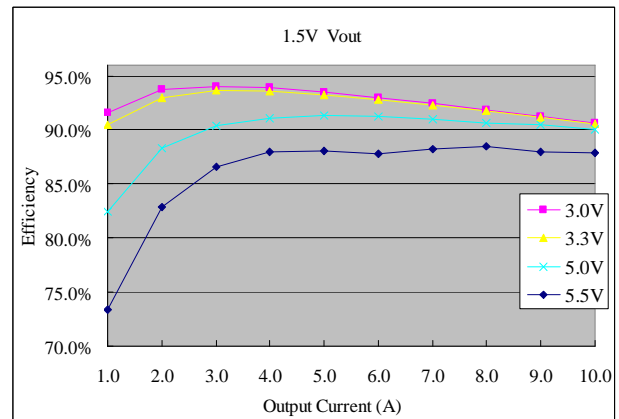
Vo=3.3 V



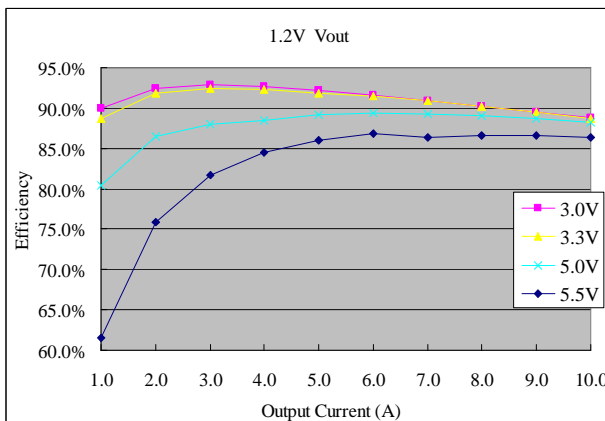
Vo=2.5 V



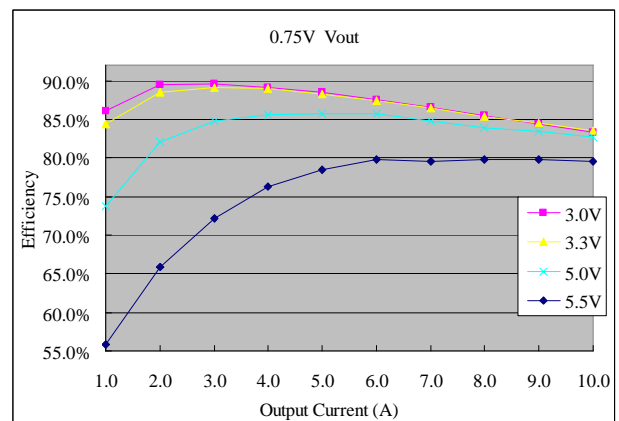
Vo=1.8 V



Vo=1.5 V



Vo=1.2 V



Vo=0.7525 V

NON-ISOLATED DC/DC CONVERTERS

2.4 Vdc - 5.5 Vdc Input

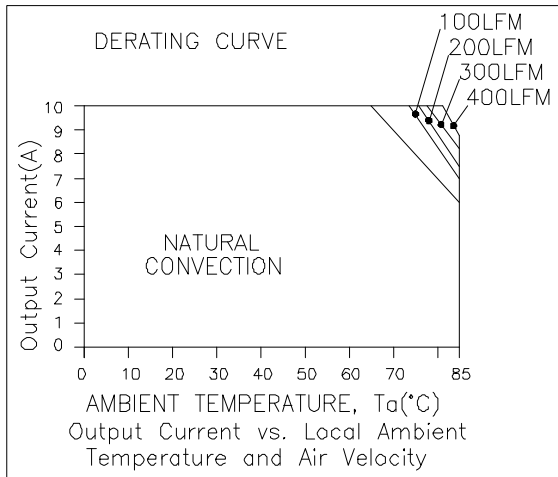
0.75 Vdc - 3.63 Vdc/10 A Output



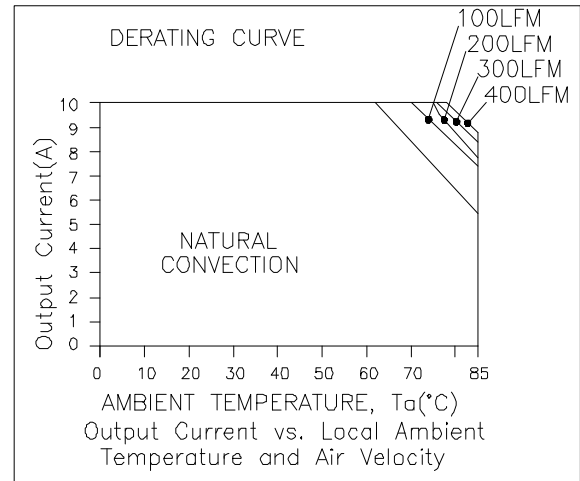
Jan. 25, 2013

Bel Power, Inc., a subsidiary of Bel Fuse, Inc.

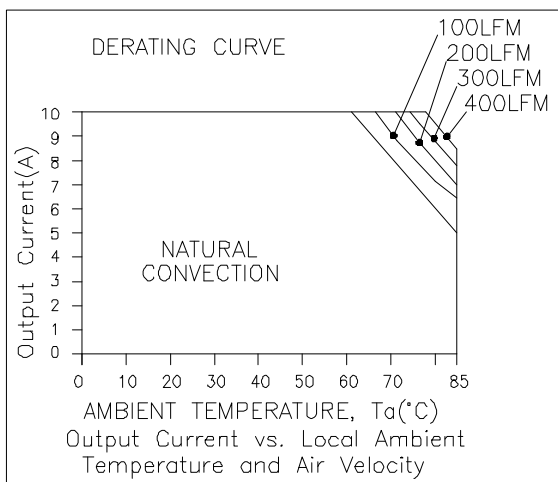
Thermal Derating Curves



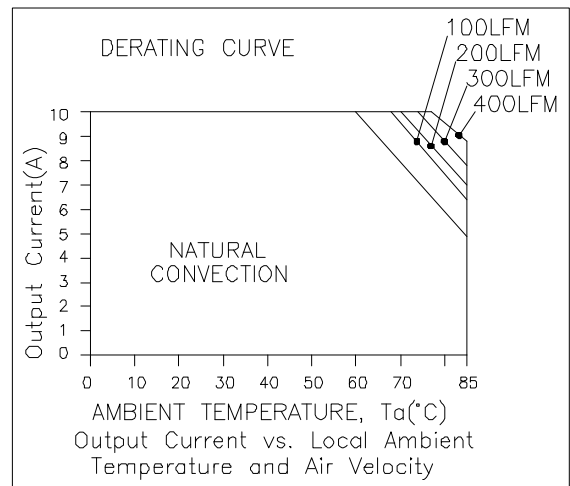
Vin=5.0 V, Vo=0.75 V



Vin=5.0 V, Vo=1.5 V



Vin=5.0 V, Vo=2.5 V



Vin=5.0 V, Vo=3.3 V

NON-ISOLATED DC/DC CONVERTERS

2.4 Vdc - 5.5 Vdc Input

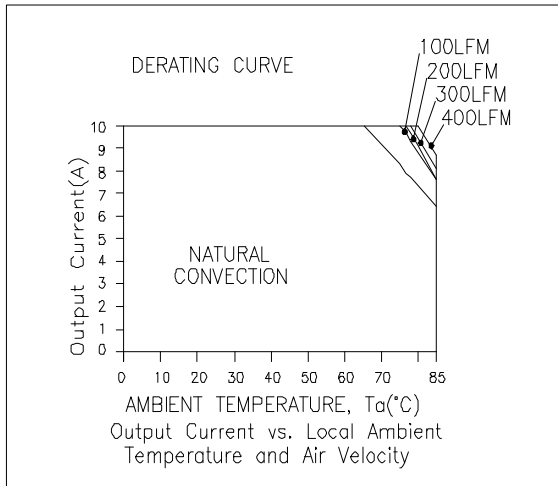
0.75 Vdc - 3.63 Vdc/10 A Output



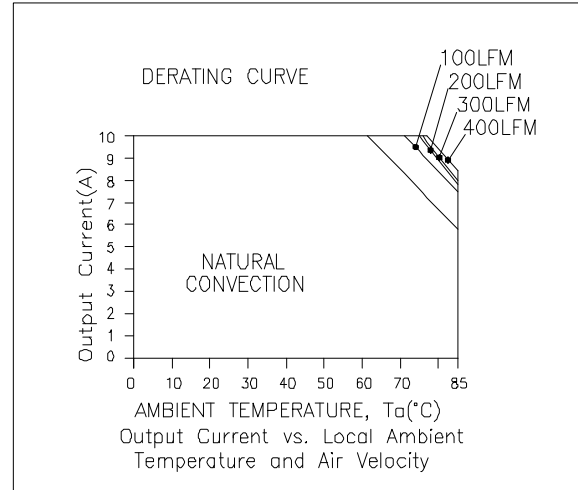
Jan. 25, 2013

Bel Power, Inc., a subsidiary of Bel Fuse, Inc.

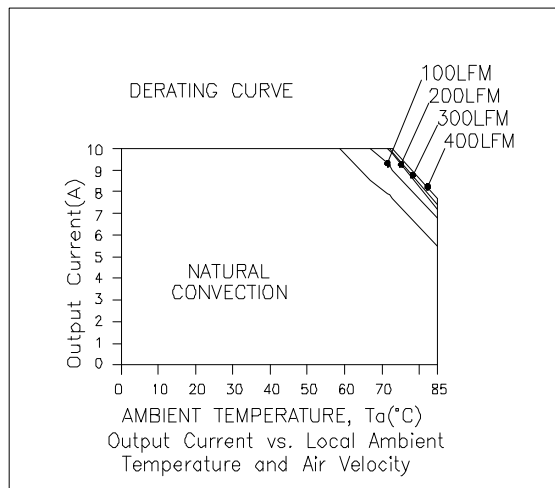
Thermal Derating Curves (continued)



$V_{in}=3.3\text{ V}$, $V_o=0.75\text{ V}$



$V_{in}=3.3\text{ V}$, $V_o=1.5\text{ V}$



$V_{in}=3.3\text{ V}$, $V_o=2.5\text{ V}$

NON-ISOLATED DC/DC CONVERTERS

2.4 Vdc - 5.5 Vdc Input

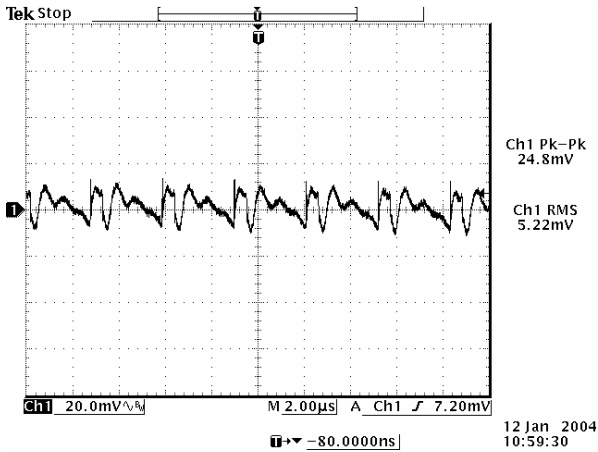
0.75 Vdc - 3.63 Vdc/10 A Output



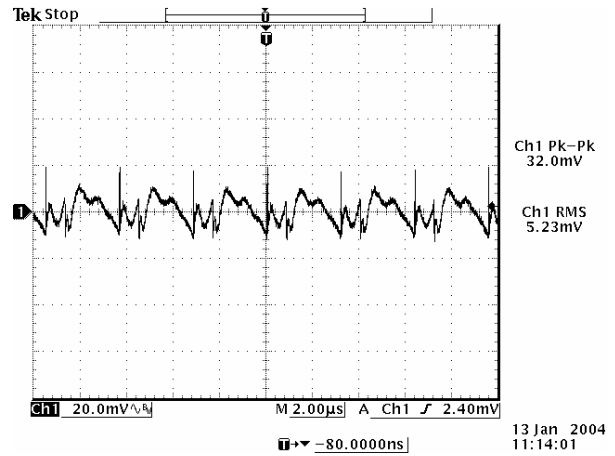
Jan. 25, 2013

Bel Power, Inc., a subsidiary of Bel Fuse, Inc.

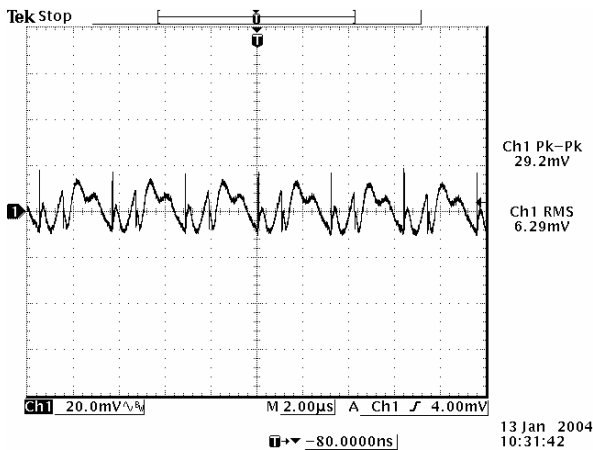
Ripple and Noise Waveforms



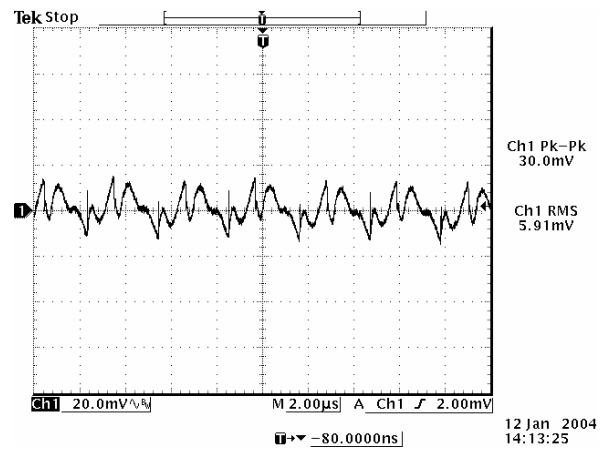
Ripple and noise at full load, 0.75 V output



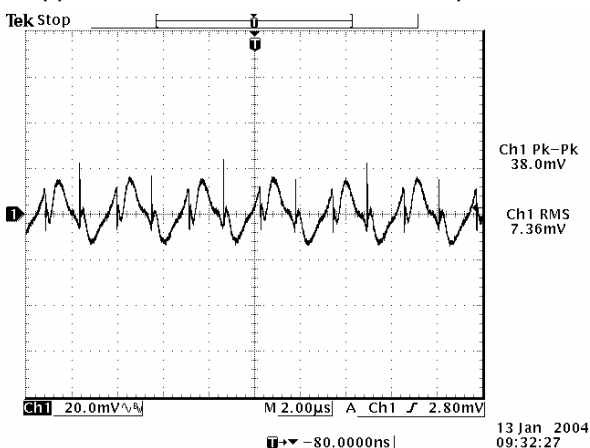
Ripple and noise at full load, 1.2 V output



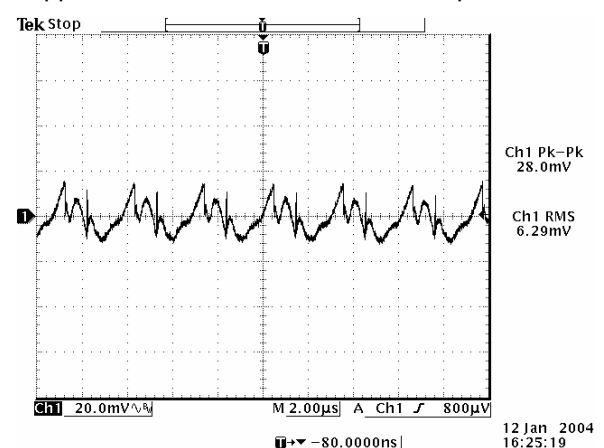
Ripple and noise at full load, 1.5 V output



Ripple and noise at full load, 1.8 V output



Ripple and noise at full load, 2.5 V output



Ripple and noise at full load, 3.3 V output

Note: Ripple and noise at 5.0 V input, 0-20MHz BW, 10 uF/16 V tantalum cap and 1uF/10 V ceramic capacitor, Ta=25 deg C.

NON-ISOLATED DC/DC CONVERTERS

2.4 Vdc - 5.5 Vdc Input

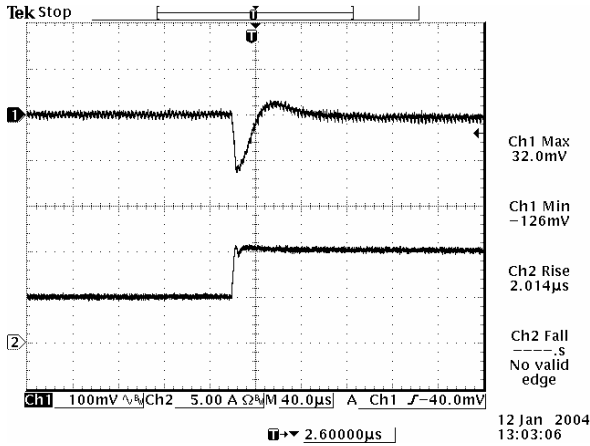
0.75 Vdc - 3.63 Vdc/10 A Output



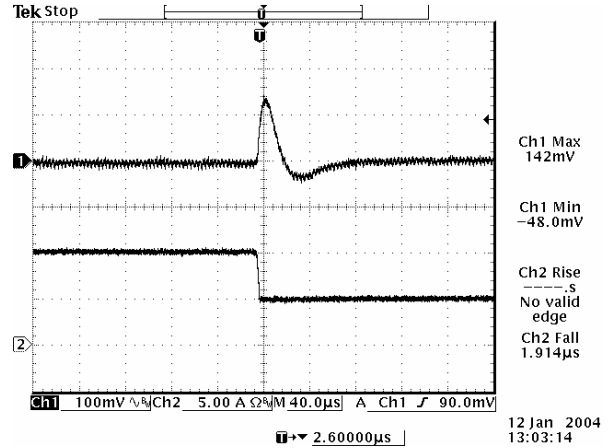
Jan. 25, 2013

Bel Power, Inc., a subsidiary of Bel Fuse, Inc.

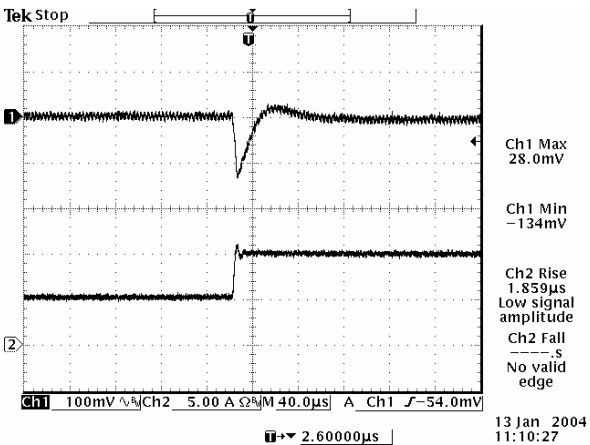
Transient Response Waveforms



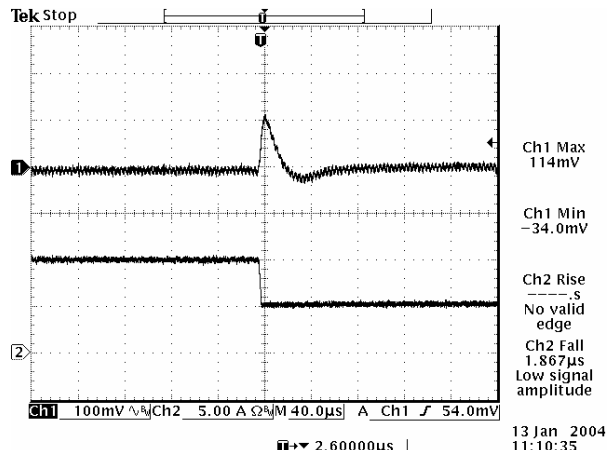
50% to 100% load step at 0.75 V output



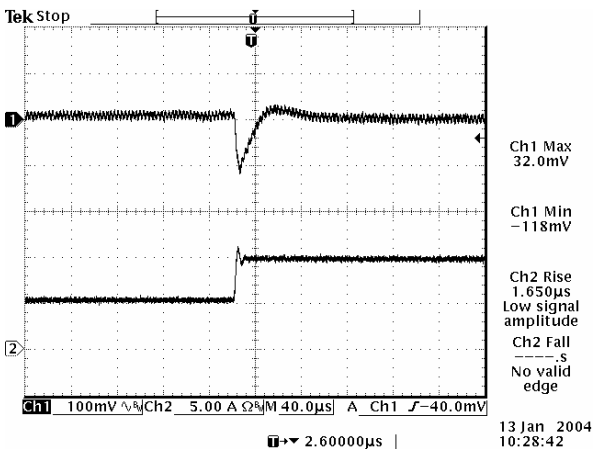
100% to 50% load step at 0.75 V output



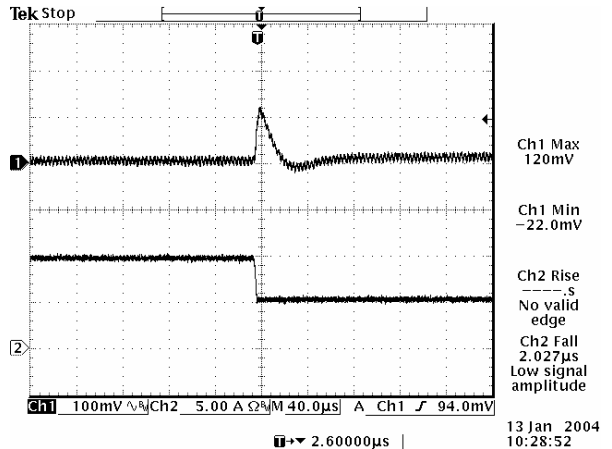
50% to 100% load step at 1.2 V output



100% to 50% load step at 1.2 V output



50% to 100% load step at 1.5 V output



100% to 50% load step at 1.5 V output

NON-ISOLATED DC/DC CONVERTERS

2.4 Vdc - 5.5 Vdc Input

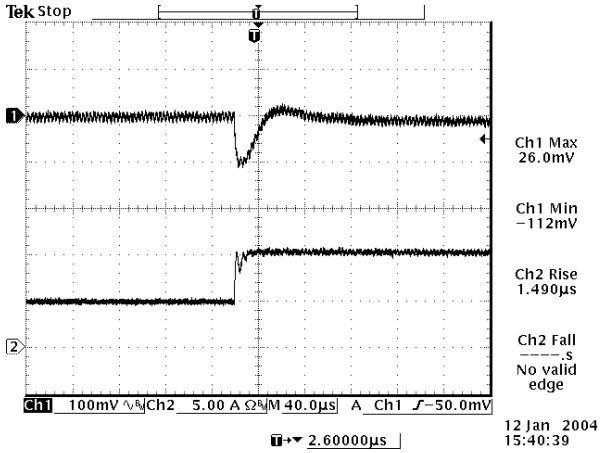
0.75 Vdc - 3.63 Vdc/10 A Output



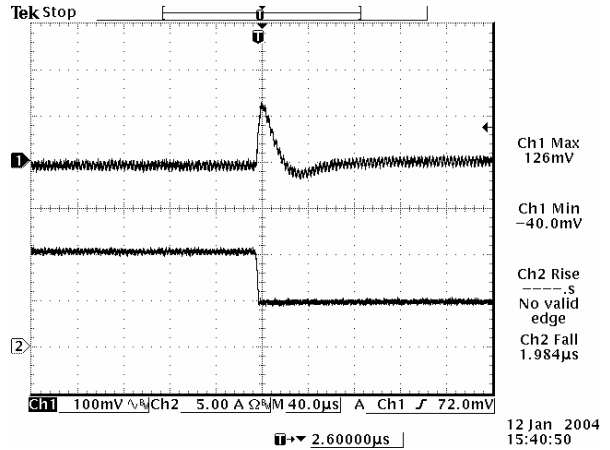
Jan. 25, 2013

Bel Power, Inc., a subsidiary of Bel Fuse, Inc.

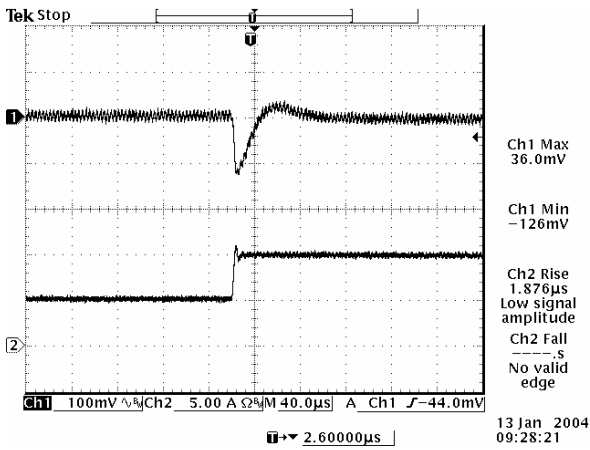
Transient Response Waveforms (continued)



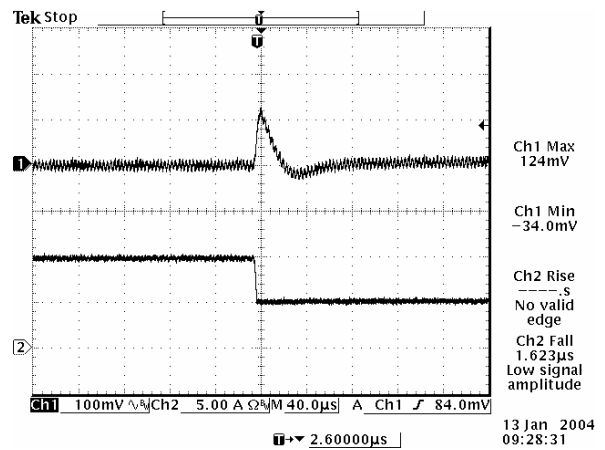
50% to 100% load step at 1.8 V output



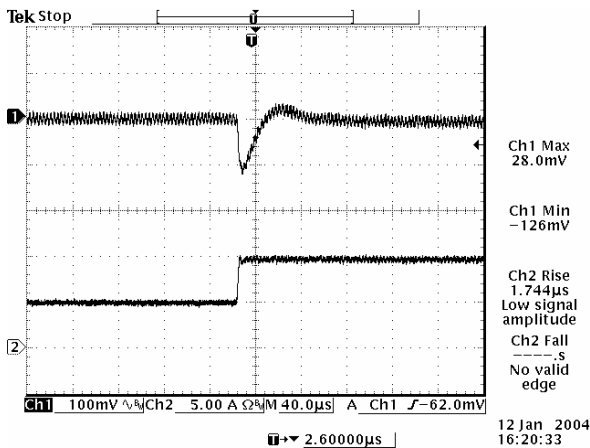
100% to 50% load step at 1.8 V output



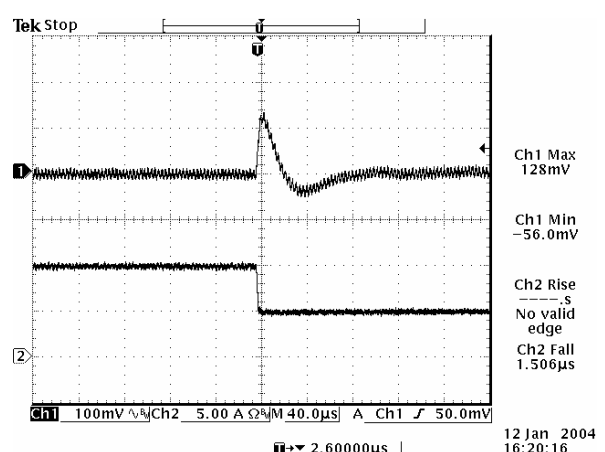
50% to 100% load step at 2.5 V output



100% to 50% load step at 2.5 V output



50% to 100% load step at 3.3 V output



100% to 50% load step at 3.3 V output

Note: Transient response at 5.0 V input, $di/dt=2.5$ A/ μ S, with two 150 μ F/16 V tantalum capacitors and 1 μ F/10 V ceramic capacitor, $T_a=25$ deg C.

NON-ISOLATED DC/DC CONVERTERS

2.4 Vdc - 5.5 Vdc Input

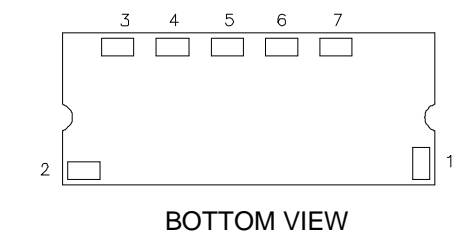
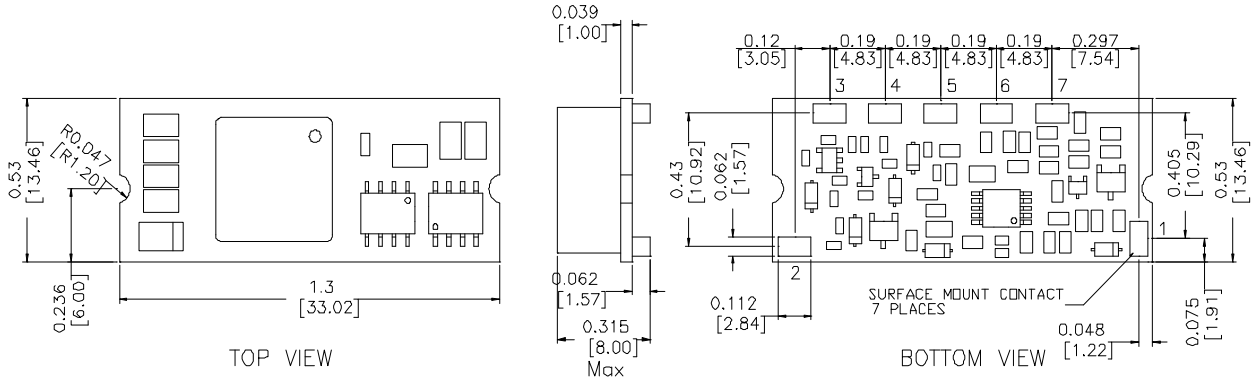
0.75 Vdc - 3.63 Vdc/10 A Output



Jan. 25, 2013

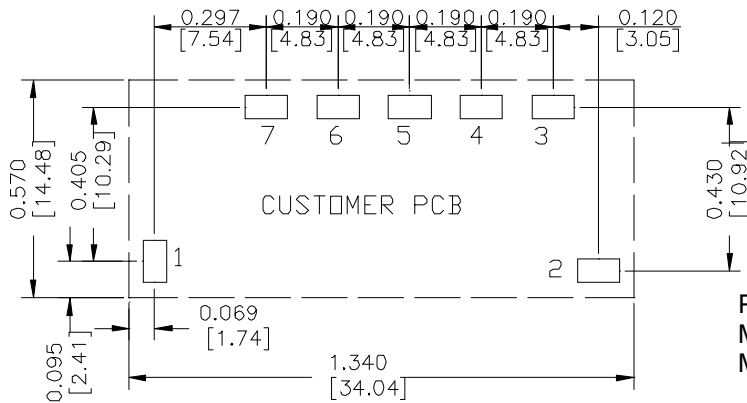
Bel Power, Inc., a subsidiary of Bel Fuse, Inc.

Mechanical Outline



Pin Connections

Pin	Function
1	Remote On/Off
2	Vin
3	SEQ
4	Ground
5	Vout
6	Trim
7	Remote Sense



PAD SIZE:
 MIN: 0.14" * 0.095" (3.56mm * 2.41mm)
 MAX: 0.165" * 0.11" (4.19mm * 2.79mm)

Note: These parts are not however compatible with the higher temperatures associated with lead free solder processes and must be soldered using a reflow profile with a peak temperature of no more than 245 °C.

NON-ISOLATED DC/DC CONVERTERS

2.4 Vdc - 5.5 Vdc Input

0.75 Vdc - 3.63 Vdc/10 A Output



Jan. 25, 2013

Bel Power, Inc. , a subsidiary of Bel Fuse, Inc.

Revision History

Date	Revision	Changes Detail	Approval
2007-01-17	A	Change version to A	Lynn
2011-08-25	B	Update the reflow solder temperature.	HL
2013-01-25	C	Update UL.	HL

RoHS Compliance

Complies with the European Directive 2002/95/EC, calling for the elimination of lead and other hazardous substances from electronic products.



©2013 Bel Fuse Inc. Specifications subject to change without notice. 012513

CORPORATE

Bel Fuse Inc.
206 Van Vorst Street
Jersey City, NJ 07302
Tel 201-432-0463
Fax 201-432-9542
www.belfuse.com

FAR EAST

Bel Fuse Ltd.
8F/ 8 Luk Hop Street
San Po Kong
Kowloon, Hong Kong
Tel 852-2328-5515
Fax 852-2352-3706
www.belfuse.com

EUROPE

Bel Fuse Europe Ltd.
Preston Technology Management Centre
Marsh Lane, Suite G7, Preston
Lancashire, PR1 8UD, U.K.
Tel 44-1772-556601
Fax 44-1772-888366
www.belfuse.com

Данный компонент на территории Российской Федерации

Вы можете приобрести в компании MosChip.

Для оперативного оформления запроса Вам необходимо перейти по данной ссылке:

<http://moschip.ru/get-element>

Вы можете разместить у нас заказ для любого Вашего проекта, будь то серийное производство или разработка единичного прибора.

В нашем ассортименте представлены ведущие мировые производители активных и пассивных электронных компонентов.

Нашей специализацией является поставка электронной компонентной базы двойного назначения, продукции таких производителей как XILINX, Intel (ex.ALTERA), Vicor, Microchip, Texas Instruments, Analog Devices, Mini-Circuits, Amphenol, Glenair.

Сотрудничество с глобальными дистрибьюторами электронных компонентов, предоставляет возможность заказывать и получать с международных складов практически любой перечень компонентов в оптимальные для Вас сроки.

На всех этапах разработки и производства наши партнеры могут получить квалифицированную поддержку опытных инженеров.

Система менеджмента качества компании отвечает требованиям в соответствии с ГОСТ Р ИСО 9001, ГОСТ РВ 0015-002 и ЭС РД 009

Офис по работе с юридическими лицами:

105318, г.Москва, ул.Щербаковская д.3, офис 1107, 1118, ДЦ «Щербаковский»

Телефон: +7 495 668-12-70 (многоканальный)

Факс: +7 495 668-12-70 (доб.304)

E-mail: info@moschip.ru

Skype отдела продаж:

moschip.ru

moschip.ru_4

moschip.ru_6

moschip.ru_9