

Description

- The IQXT-270-4 temperature compensated crystal oscillator (TCXO) employs an analogue ASIC for the oscillator and a high order temperature compensation circuit in a 2.0 x 1.6mm size package.
- Model: IQXT-270-4
- Model Issue number: 1

Frequency Parameters


- Frequency: 19.20MHz
- Frequency Tolerance: ± 1.00 ppm
- Frequency Stability: ± 0.50 ppm
- Operating Temperature Range: -30.00 to 85.00°C
- Ageing: ± 0.7 ppm max per year at 25°C
- Frequency Tolerance: Offset from nominal frequency measured at 25°C ± 2 °C.
- Reflow Shift (two consecutive reflows as per profile after 1 hour relaxation at 25°C): ± 1 ppm max
- Frequency Stability: Referenced to the midpoint between minimum and maximum frequency value over the specified temperature range (note 1).
- Frequency Slope (temperature range -10 to 60°C. Tested to a minimum of one frequency reading every 2°C - note 1): 0.05ppm/°C max
- Frequency Drift (calculated from frequency slope with temperature varied at a maximum of 1.92°C/min (0.032°C/s) over -10°C to 60°C, Note 5): 1.6ppb/sec max
- Frequency Slope (temperature range -30°C to 85°C. Tested to a minimum of 1 frequency reading every 2°C Note 1): 0.1ppm/°C max
- Frequency Drift (calculated from frequency slope with temperature varied at a maximum of 0.96°C/min (0.016°C/s) over -30°C to 85°C, Note 5): 1.6ppb/sec max
- Small thermal cycle frequency slope (measured at 0.5°C intervals over any 5°C heating and 5°C cooling cycle, at a minimum rate of 1°C/minute within the operating temperature range, Note 6): 50ppb/°C max
- Small thermal cycle hysteresis (difference in frequency measurements over any 5°C heating and 5°C cooling cycle, at a minimum rate of 1°C/minute within the operating temperature range): 50ppb pk-pk max
- Supply Voltage Variation ($\pm 5\%$ change at 25°C): ± 0.1 ppm max
- Load Variation ($\pm 10\%$ change at 25°C - note 2): ± 0.2 ppm max

Electrical Parameters

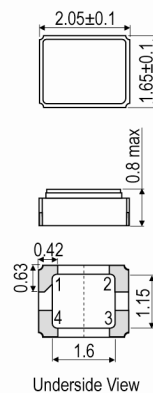
- Supply Voltage: 1.8V $\pm 5\%$
- Current Draw: 1.50mA
- Supply Current (at Vs max - note 2): 1.5mA max

Output Details

- Output Compatibility: Clipped Sine
- Drive Capability: 10k Ω /10pF $\pm 10\%$
- Output Voltage Level (at Vs min - note 2): 0.8V pk-pk min
- Output: DC coupled (note 3)



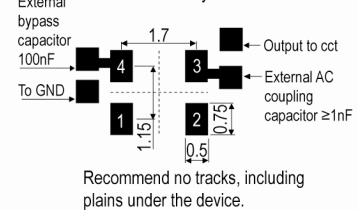
Outline (mm)



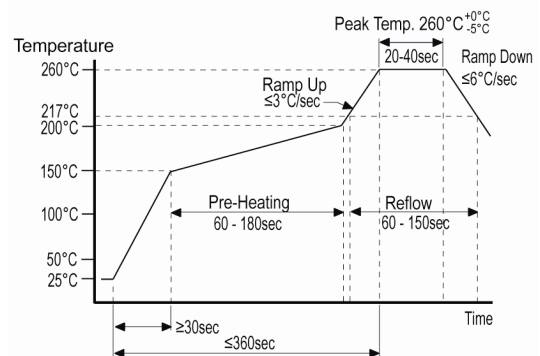
Pad Connections

- GND / N/C
- GND
- Output
- +Vs

Solder Pad Layout



Pb-Free Reflow



Sales Office Contact Details:

UK: +44 (0)1460 270200
Germany: 0800 1808 443

France: 0800 901 383
USA: +1.760.318.2824

Email: info@iqdfrequencyproducts.com
Web: www.iqdfrequencyproducts.com

Noise Parameters

- Phase Noise at 25°C (typical):
 - 64dBc/Hz @ 1Hz
 - 93dBc/Hz @ 10Hz
 - 118dBc/Hz @ 100Hz
 - 137dBc/Hz @ 1kHz
 - 149dBc/Hz @ 10kHz
 - 151dBc/Hz @ 100kHz
- Phase Noise at 25°C (max):
 - 57dBc/Hz @ 1Hz
 - 86dBc/Hz @ 10Hz
 - 111dBc/Hz @ 100Hz
 - 133dBc/Hz @ 1kHz
 - 144dBc/Hz @ 10kHz
 - 148dBc/Hz @ 100kHz

Environmental Parameters

- Shock: MIL-STD-202 M213 (note 4): Half sine-wave acceleration of 3000G peak amplitude, duration 0.3ms, velocity 12.3ft/s.
- Moisture Resistance: MIL-STD-202 M106g (note 4): 1000 hours at 85°C, 85% relative humidity. Biased.
- Thermal Cycling: JESD22 Method JA-104C (note 4): 1000 temperature cycles, where each cycle consists of a 25 minutes soak time at -40°C followed by a 25 minute soak time at 85°C, with a 60 second maximum transition time between temperatures. Air to air transition.
- Vibration: JESD22-B103-B (also see note 4): 10G peak acceleration for 20 minutes 12 cycles in each of the 3 orientations, swept from 10-2000Hz.
- Storage Temperature Range: -40 to 85°C

Manufacturing Details

- Maximum Process Temperature: 260°C (40secs max)
- Note 1: Parts should be shielded from drafts causing unexpected thermal gradients. Temperature changes due to ambient air currents can lead to short term frequency drift.
- Note 2: Specified for the load stated in Output Details above, at 25°C.
- Note 3: External AC coupling capacitor required; 1nF or greater recommended.
- Note 4: Frequency shift of ± 1 ppm max after environmental conditions.
- Note 5: Frequency drift rate is calculated from the equation $\text{ppb/s} = ^\circ\text{C/s} \times \text{ppb}/^\circ\text{C}$
- Note 6: Discard the first 0.5°C interval of each heating and cooling cycle

Compliance

- | | |
|-----------------------------|----------------|
| RoHS Status (2011/65/EU) | Compliant |
| REACH Status | Compliant |
| MSL Rating (JEDEC-STD-033): | Not Applicable |

Packaging Details

- Pack Style: Reel Tape & reel in accordance with EIA-481-D
Pack Size: 4,000
- Alternative packing option available

Sales Office Contact Details:

UK: +44 (0)1460 270200
Germany: 0800 1808 443

France: 0800 901 383
USA: +1.760.318.2824

Email: info@iqdfrequencyproducts.com
Web: www.iqdfrequencyproducts.com

Данный компонент на территории Российской Федерации

Вы можете приобрести в компании MosChip.

Для оперативного оформления запроса Вам необходимо перейти по данной ссылке:

<http://moschip.ru/get-element>

Вы можете разместить у нас заказ для любого Вашего проекта, будь то серийное производство или разработка единичного прибора.

В нашем ассортименте представлены ведущие мировые производители активных и пассивных электронных компонентов.

Нашей специализацией является поставка электронной компонентной базы двойного назначения, продукции таких производителей как XILINX, Intel (ex.ALTERA), Vicor, Microchip, Texas Instruments, Analog Devices, Mini-Circuits, Amphenol, Glenair.

Сотрудничество с глобальными дистрибьюторами электронных компонентов, предоставляет возможность заказывать и получать с международных складов практически любой перечень компонентов в оптимальные для Вас сроки.

На всех этапах разработки и производства наши партнеры могут получить квалифицированную поддержку опытных инженеров.

Система менеджмента качества компании отвечает требованиям в соответствии с ГОСТ Р ИСО 9001, ГОСТ РВ 0015-002 и ЭС РД 009

Офис по работе с юридическими лицами:

105318, г.Москва, ул.Щербаковская д.3, офис 1107, 1118, ДЦ «Щербаковский»

Телефон: +7 495 668-12-70 (многоканальный)

Факс: +7 495 668-12-70 (доб.304)

E-mail: info@moschip.ru

Skype отдела продаж:

moschip.ru

moschip.ru_4

moschip.ru_6

moschip.ru_9