

Quad Precision Op Amp Evaluation Board

by Giampaolo Marino and Steve Ranta

INTRODUCTION

The EVAL-PRAOPAMP-4R/4RU is an evaluation board which accommodates quad op amps in SOIC and TSSOP packages. It is meant to provide the user with multiple choices and extensive flexibility for different applications circuits and configurations.

This board is not intended to be used with high frequency components or high speed amplifiers. However, it provides the user with many combinations for various circuit types including active filters, instrumentation amplifiers, composite amplifier, and external frequency compensation circuits. For examples of application circuits refer to ADI amplifier data sheets under the applications section. This application note will present different implementations of filter design using quad amplifiers.

STATE VARIABLE FILTER (INVERTING)

The SV filter uses two integrators and a summing amplifier to provide second-order low-pass, band-pass, and high-pass responses. A fourth op amp can be used to combine the existing responses and synthesize the notch or the all-pass responses.

This filter circuit can be easily constructed using the quad EVAL_PRAOPAMP board and following the schematic in Figure 1.

Using the superposition principle, we write

$$V_{HP} = (-R6/R4)V_1 - (R4/R_{JUMP})V_{LP} + \left[\frac{1 + (R4/R6) + (R4/R_{JUMP})}{1 + (R_{JUMP1}/R5)} \right] V_{BP}$$

Since A2 and A3 are integrators, we have:

$$V_{BP} = (-1/R8 C6s)V_{HP} \text{ and } V_{LP} = (-1/R13 C8)V_{BP}$$

After extended simplifications we have the following expressions:

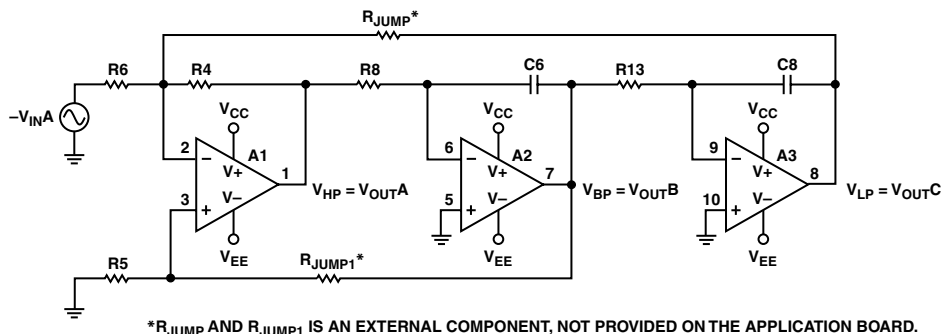
$$\omega_o = \sqrt{(R4/R_{JUMP})} / \sqrt{(R8 C6 R13 C8)}$$

and

$$Q = \left\{ \frac{\left[(1 + R_{JUMP1}/R5) \sqrt{(R4 R8 C6/R_{JUMP} R13 C8)} \right]}{(1 + R4/R6 + R4/R_{JUMP})} \right\}$$

$$H_{OHP} = -R4/R6, H_{OBP} = (1 + R_{JUMP1}/R5) / (1 + R6/R_{JUMP} + R6/R4), H_{OLP} = -R_{JUMP1}/R6$$

From the above expressions we observe that Q depends on the resistor ratio $R_{JUMP1}/R5$. We therefore expect Q to be much less sensitive to resistance tolerances and drift. Indeed, with proper component selection and circuit construction, the SV filter can easily yield dependable Q s in the range of hundreds. For best results, it is advisable to use metal film resistors and polystyrene or polycarbonate capacitors, and properly bypass the op amp supplies.



*R_{JUMP} AND R_{JUMP1} IS AN EXTERNAL COMPONENT, NOT PROVIDED ON THE APPLICATION BOARD.

Figure 1. State Variable Filter (Inverting)

The SV filter is usually implemented with $R4 = R6 = R_{JUMP}$, $R8 = R13 = R$ and $C6 = C8 = C$. So, the above expressions simplify to

$$\omega_o = 1/RC \quad Q = 1/3 (1 + R_{JUMP}/R5)$$

$$H_{OHP} = -1 \quad H_{OBP} = Q \quad H_{OLP} = -1$$

The filter is tuned as follows:

1. Adjust $R6$ for desired magnitude of the response of interest.
2. Adjust $R8$ or $R13$ to tune ω_o .
3. Adjust the ratio $R_{JUMP}/R5$ to tune Q .

STATE VARIABLE FILTER (NONINVERTING)

Another popular type of state variable filter can be formed by just moving the input signal from the inverting to the noninverting side of A1, resulting in the noninverting state variable filter. See Figure 2.

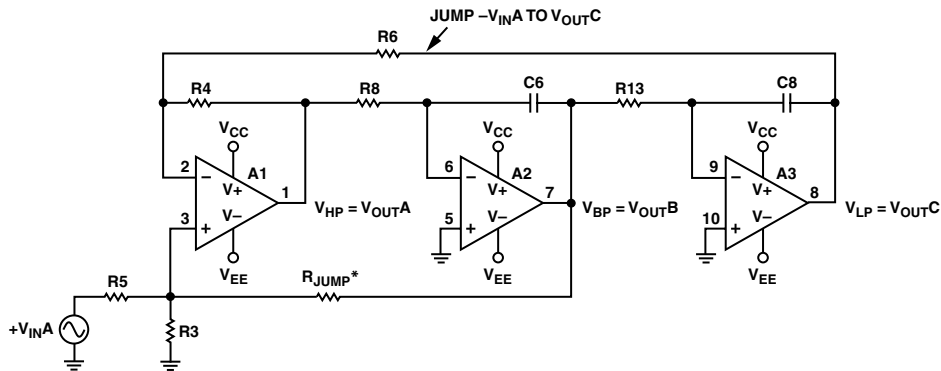
By properly choosing the following components:

$$R4 = R6; R8 = R13; R5 = R_{JUMP}; C6 = C8$$

It can be shown that:

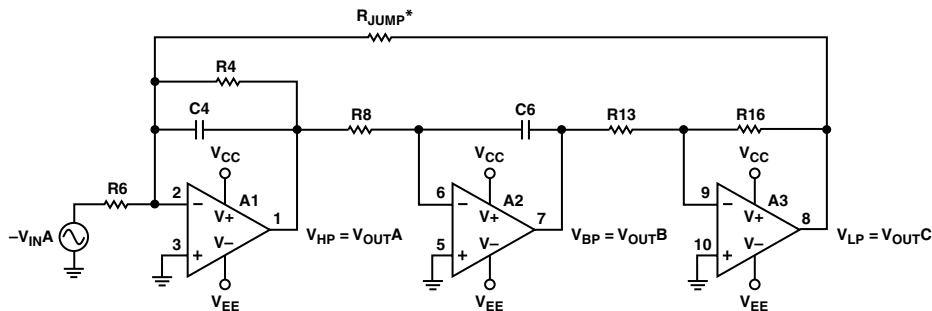
$$\omega_o = 1/R8C6 \quad Q = 1 + R_{JUMP}/R3$$

$$H_{OHP} = 1/Q \quad H_{OBP} = -1 \quad H_{OLP} = 1/Q$$



*R_{JUMP} IS AN EXTERNAL COMPONENT, NOT PROVIDED ON THE APPLICATION BOARD.

Figure 2. State Variable Filter (Noninverting)



*R_{JUMP} IS AN EXTERNAL COMPONENT, NOT PROVIDED ON THE APPLICATION BOARD.

Figure 3. Biquad Filter

THE BIQUAD FILTER

This particular filter implementation consists of two integrators. The third op amp is a unity gain inverting amplifier whose sole purpose is to provide polarity reversal.

Unlike the SV filter, the biquad yields only two significant responses; however, since all its op amps are operated in the inverting mode, the circuit is immune from common-mode limitations.

From the circuit above we have:

$$H_{OBP} = -R4/R6 \quad H_{OLP} = R_{JUMP}/R6$$

$$\omega_o = 1/\sqrt{(R8 R_{JUMP} C6 C4)} \quad Q = R4\sqrt{C4}/\sqrt{(R8 R_{JUMP} C6)}$$

The biquad filter is usually implemented with $R8 = R_{JUMP} = R$ $C4 = C6 = C$, after which the above expressions simplify as:

$$H_{OBP} = -R4/R6 \quad H_{OLP} = R/R6$$

$$\omega_o = 1/RC \quad Q = R4/R$$

This filter is tuned as follows:

1. Adjust $R8$ or R_{JUMP} to tune ω_o .
2. Adjust $R4$ to tune Q .
3. Adjust $R6$ for desired values H_{OBP} or of H_{OLP} .

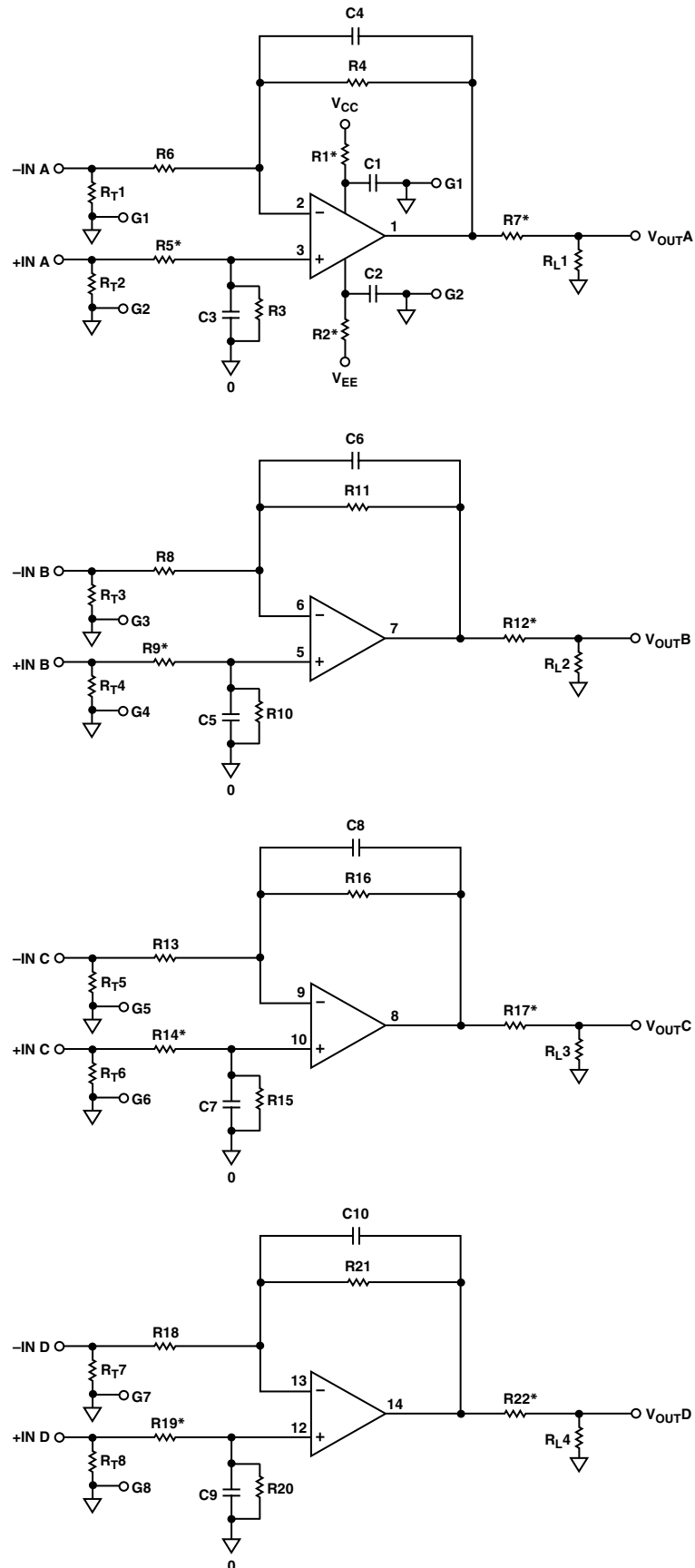


Figure 4. Quad Precision Op Amp Evaluation Board Electrical Schematic

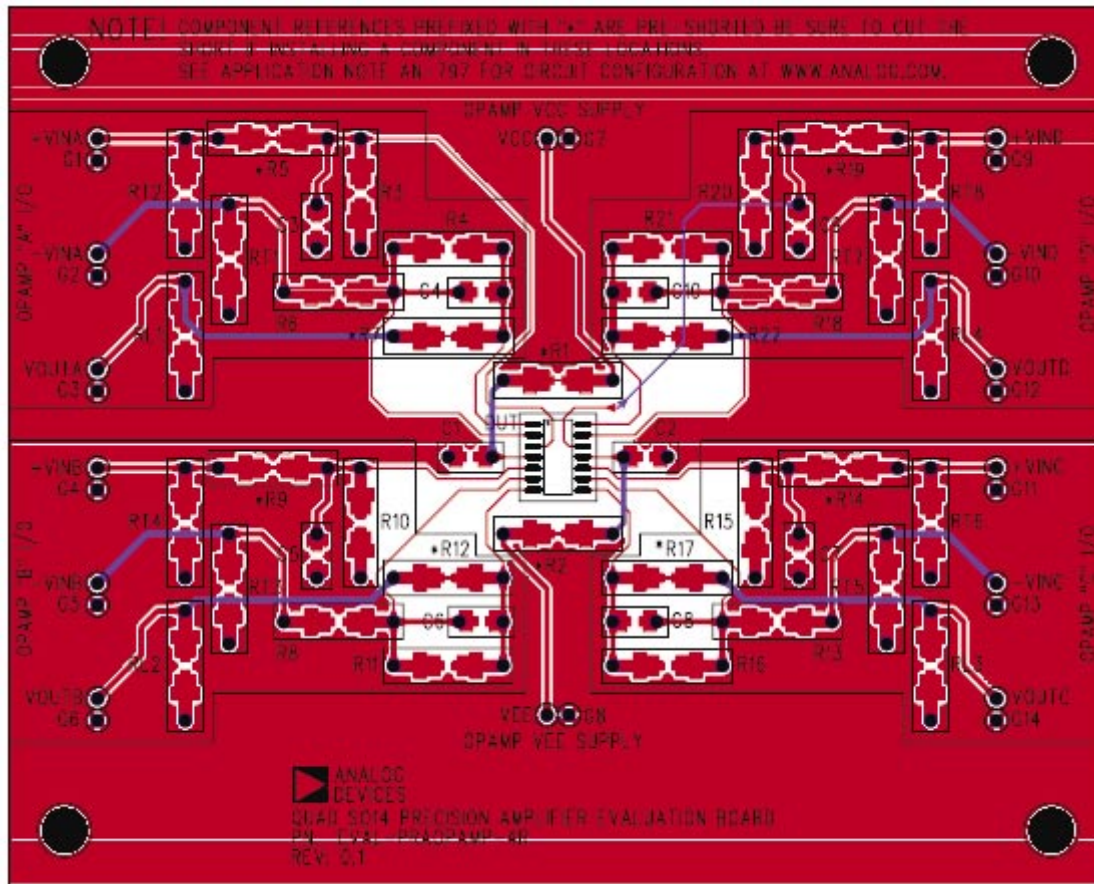


Figure 5. Quad Precision Op Amp Evaluation Board Layout Patterns

AN05566-0-12/05(0)

Данный компонент на территории Российской Федерации

Вы можете приобрести в компании MosChip.

Для оперативного оформления запроса Вам необходимо перейти по данной ссылке:

<http://moschip.ru/get-element>

Вы можете разместить у нас заказ для любого Вашего проекта, будь то серийное производство или разработка единичного прибора.

В нашем ассортименте представлены ведущие мировые производители активных и пассивных электронных компонентов.

Нашей специализацией является поставка электронной компонентной базы двойного назначения, продукции таких производителей как XILINX, Intel (ex.ALTERA), Vicor, Microchip, Texas Instruments, Analog Devices, Mini-Circuits, Amphenol, Glenair.

Сотрудничество с глобальными дистрибьюторами электронных компонентов, предоставляет возможность заказывать и получать с международных складов практически любой перечень компонентов в оптимальные для Вас сроки.

На всех этапах разработки и производства наши партнеры могут получить квалифицированную поддержку опытных инженеров.

Система менеджмента качества компании отвечает требованиям в соответствии с ГОСТ Р ИСО 9001, ГОСТ РВ 0015-002 и ЭС РД 009

Офис по работе с юридическими лицами:

105318, г.Москва, ул.Щербаковская д.3, офис 1107, 1118, ДЦ «Щербаковский»

Телефон: +7 495 668-12-70 (многоканальный)

Факс: +7 495 668-12-70 (доб.304)

E-mail: info@moschip.ru

Skype отдела продаж:

moschip.ru

moschip.ru_4

moschip.ru_6

moschip.ru_9