




**High capacity up to 10 A  
PCB terminal type SSR**

# AQ1 RELAYS



**RoHS compliant**

### FEATURES

**1. 10 A high-capacity realized for PCB board terminal (when using heat sink) SSR for compact PC boards with 10 A capacity that is two times greater than our previous model. It is suitable for long-life, highly frequent control.**

SSR for compact PC boards with 10 A capacity that is two times greater than our previous model. It is suitable for long-life, highly frequent control.

**2. VDE (EN60950-1) reinforced insulation compliant**

Fully satisfies demand for safety by guaranteeing compliance with EN60950-1 safety standard and featuring 3,000 V reinforced insulation (AQ3A2-ZT4/32VDC, AQ3A2-J-ZT4/32VDC and AQ10A2-ZT4/32VDC).

**3. Superior anti-vibration and anti-shock characteristics**

The body is molded as a single unit with flame resistant resin which makes it highly resistant against vibration and shock, and gives it superior protection from environment. The body can also be washed.

**4. Vertical types with SIL terminal arrangement and flat types are available.**

1) The vertical type is available in thicknesses of 10 mm (3 A types) and 12 mm (10 A type). Terminal arrangement is SIL in integral multiples of 2.54 mm (0.1 inch).

2) The height of the flat type is 12 mm. The terminal arrangement is DIL in integral multiples of 2.54 mm.

**5. Reduced noise generation**

The load will operate at close to zero voltage even when the input signal is applied during a cycle. Also, even if an input signal is cancelled during a cycle, the load is cut off at close to zero current. For this reason, hardly any noise is produced and radio frequency interference (RFI) and electromagnetic interference (EMI) are kept to a minimum.

**6. Built-in snubber circuit prevents malfunction.**

### TYPICAL APPLICATIONS

- Printing machines
- Packing machines
- Automatic ticket punchers
- Terminal equipment of data processing
- Computer peripherals
- NC machines

### ORDERING INFORMATION



- Load current  
3 A, 10 A
- Load voltage  
2: 75 to 250 Vrms
- Shape  
Nil: Vertical type  
J: Flat type
- Type  
ZT: Zero-cross AC output  
T: Random AC output\*
- Control voltage  
4/32 V DC: 4 to 32 V DC

\* Random types are available by custom order.

## TYPES

### 1. AQ1 Solid State Relays

| Load | Isolation          | Zero-cross function | Type     | Load current | Load voltage   | Control voltage | Part No.          |
|------|--------------------|---------------------|----------|--------------|----------------|-----------------|-------------------|
| AC   | Phototriac coupler | Zero-cross*1        | Vertical | 3 A          | 75 to 250 Vrms | 4 to 32 V DC    | AQ3A2-ZT4/32VDC   |
|      |                    |                     | Flat     | 3 A          | 75 to 250 Vrms | 4 to 32 V DC    | AQ3A2-J-ZT4/32VDC |
|      |                    |                     | Vertical | 10 A*2       | 75 to 250 Vrms | 4 to 32 V DC    | AQ10A2-ZT4/32VDC  |

Standard packing: Carton 20 pcs., Case 200 pcs.

Notes: \*1. Random type also available. Please contact our sales office.

\*2. 5 A without heat sink

### 2. Heat sink for AQ1 solid state relay

| Product name                   | Part No. |
|--------------------------------|----------|
| Heat sink for AQ10A2-ZT4/32VDC | AQ-HS-5A |

Standard packing: Carton 20 pcs., Case 200 pcs.

## SPECIFICATIONS

### 1. Rating (Ambient temperature: 20°C 68°F, Ripple factor: less than 1%)

| Item       | Part No.                         | AQ3A2-ZT4/32V DC<br>AQ3A2-J-ZT4/32V DC | AQ10A2-ZT4/32V DC | Remarks  |                           |
|------------|----------------------------------|--|-------------------|--|---------------------------|
| Input side | Control voltage                  | 4 to 32 V DC                           |                   | *1   |                           |
|            | Input impedance                  | —                                      |                   |  |                           |
|            | Input current, max.              | 20 mA                                  |                   |  |                           |
|            | Drop-out voltage, min.           | 1.0 V                                  |                   |  |                           |
| Load side  | Max. load current*2              | 3 A                                    | 10 A*5            | Refer to REFERENCE DATA "1. Load current vs. ambient temperature characteristics". |                           |
|            | Load voltage                     | 75 to 250 Vrms                         |                   |  |                           |
|            | Frequency                        | 45 to 65 Hz                            |                   |  |                           |
|            | Non-repetitive surge current*3   | 100 A                                  |                   |  | AC: In one cycle at 60 Hz |
|            | Max. "OFF-state" leakage current | 5 mA                                   |                   |  | AC: at 200 V, 60 Hz       |
|            | Max. "ON-state" voltage drop     | 1.6 V                                  |                   |  | At Max. carrying current  |
|            | Min. load current*4              | 50 mA                                  |                   |  |                           |

Notes: \*1. Refer to REFERENCE DATA "3. Input current vs. input voltage characteristics".

\*2. Refer to REFERENCE DATA "1. Load current vs. ambient temperature".

\*3. Refer to REFERENCE DATA "2. Non-repetitive surge current vs. carrying time".

\*4. When load current is below the rating, refer to "Cautions for Use of Solid State Relays".

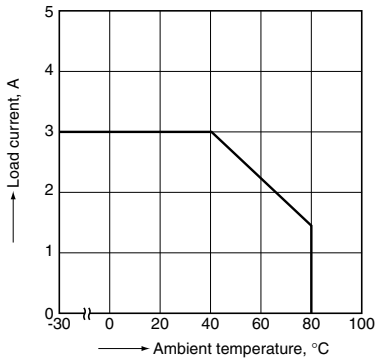
\*5. When heat sink (AQ-HS-5A) is installed. The max. load current is 5 A when heat sink is not installed.

### 2. Characteristics (Ambient temperature: 20°C 68°F, Ripple factor: less than 1%)

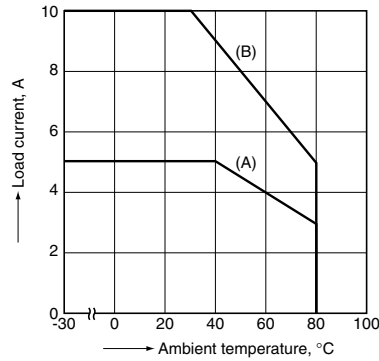
| Item                        | Part No.    | AQ3A2-ZT4/32V DC<br>AQ3A2-J-ZT4/32V DC   | AQ10A2-ZT4/32V DC | Remarks                            |
|-----------------------------|-------------|--|-------------------|------------------------------------|
| Operate time, Max.          |             | 1/2 cycle of voltage sine wave +1 ms   |                   |                                    |
| Release time, Max.          |             | 1/2 cycle of voltage sine wave +1 ms   |                   |                                    |
| Insulation resistance, Min. |             | 100 MΩ for input, output and case  |                   | at 500 V DC                        |
| Breakdown voltage           |             | 4,000 Vrms between input and output<br>2,500 Vrms between input, output and case |                   | For 1 minute                       |
| Vibration resistance        | Destructive | 10 to 55 Hz at double amplitude of 2 mm  |                   | 1 hour for X, Y, Z axis            |
|                             | Functional  | 10 to 55 Hz at double amplitude of 2 mm  |                   | 10 minutes for X, Y, Z axis        |
| Shock resistance            | Destructive | Min. 980 m/s <sup>2</sup> {100 G}  |                   | 5 times each for X, Y, Z axis      |
|                             | Functional  | Min. 980 m/s <sup>2</sup> {100 G}  |                   | 4 times each for X, Y, Z axis      |
| Ambient temperature         |             | -30 to +80°C -22 to +176°F   |                   | Non-condensing at low temperatures |
| Storage temperature         |             | -30 to +100°C -22 to +212°F  |                   | Non-condensing at low temperatures |
| Operational method          |             | Zero-cross (Turn-ON and Turn-OFF)  |                   |                                    |

## REFERENCE DATA

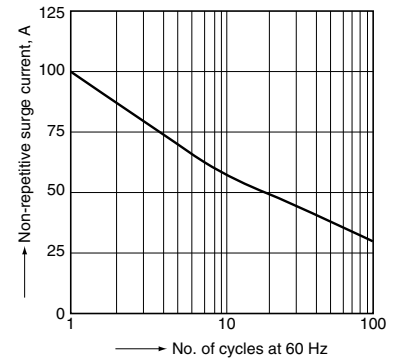
1.-(1) Load current vs. ambient temperature  
(3 A type) Part No.: AQ3A2-ZT4/32VDC and AQ3A2-J-ZT4/32VDC  
Allowable ambient temperature:  
-30 to +80°C -22 to +176°F



1.-(2) Load current vs. ambient temperature  
(10 A type) Part No.: AQ10A2-ZT4/32VDC  
(A) When not using a heat sink  
(B) When using a standard heat sink AQ-HS-5A  
(When attached to a heat sink, use a heat conductive compound (Ex. Momentive Performance Materials Inc. YG6111 or TSK5303) of similar coating to improve cooling.)

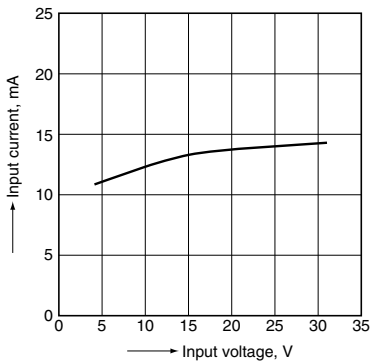


2. Non-repetitive surge current vs. carrying time\*  
(3 A and 10 A types)  
Part No.: AQ3A2-ZT4/32VDC, AQ3A2-J-ZT4/32VDC and AQ10A2-ZT4/32VDC

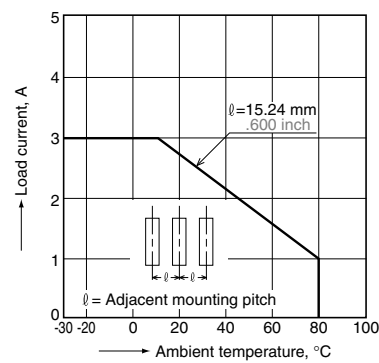


Note: \*The above chart shows non-repetitive maximum rating. If a surge current is applied repeatedly, please keep it approximately 50% or less than the values shown in the above graph.

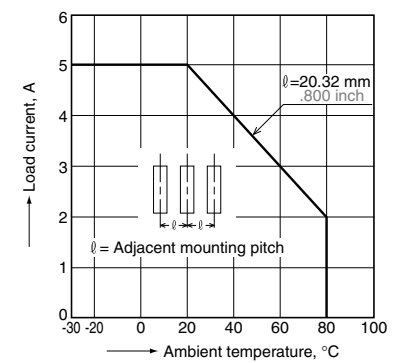
3. Input current vs. input voltage characteristics  
(3 A and 10 A types)  
Part No.: AQ3A2-ZT4/32VDC, AQ3A2-J-ZT4/32VDC and AQ10A2-ZT4/32VDC



4.-(1) Load current vs. ambient temperature characteristics for adjacent mounting  
(3 A vertical type)  
Part No.: AQ3A2-ZT4/32VDC



4.-(2) Load current vs. ambient temperature characteristics for adjacent mounting  
(10 A type)  
Part No.: AQ10A2-ZT4/32VDC (without heat sink)



**DIMENSIONS** (mm inch)

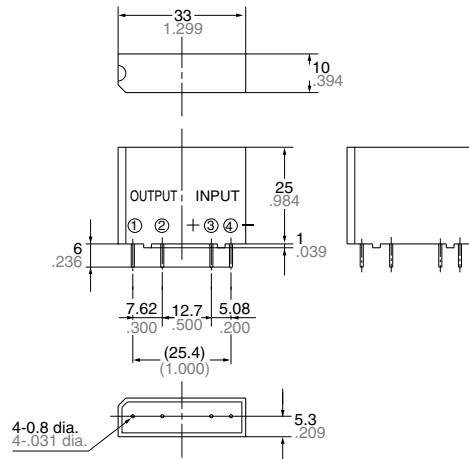
The CAD data of the products with a **CAD** mark can be downloaded from: <https://industrial.panasonic.com/ac/e/>

**1. 3 A type (Vertical)**

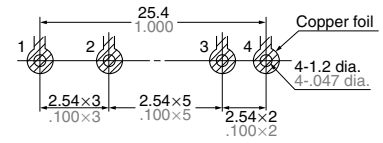
**CAD**



External dimensions



Mounting hole location  
(Copper-side view)



Tolerance:  $\pm 0.1 \pm .004$

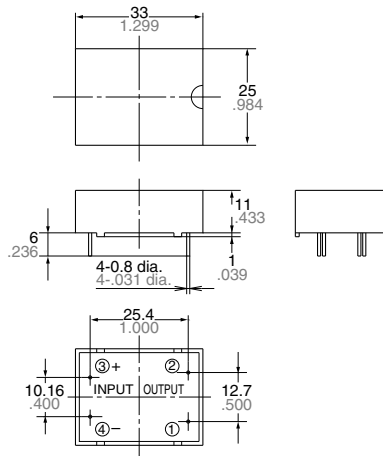
General tolerance:  $\pm 0.5 \pm .020$

**2. 3 A type (Flat)**

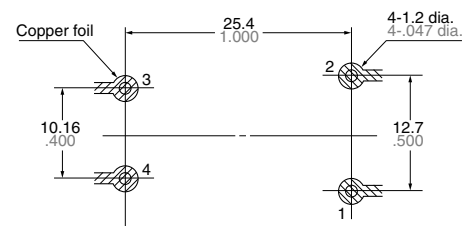
**CAD**



External dimensions



Mounting hole location  
(Copper-side view)




Tolerance:  $\pm 0.1 \pm .004$

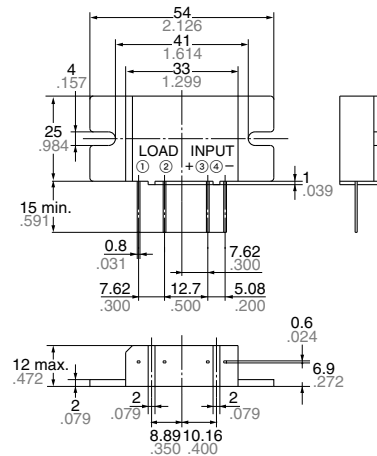
General tolerance:  $\pm 0.5 \pm .020$

**3. 10 A type (Vertical)**

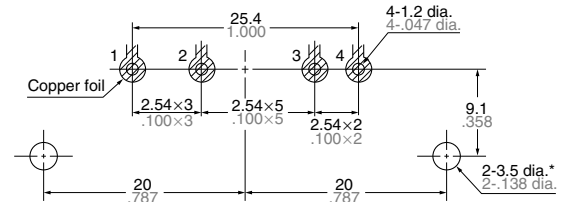
**CAD**



External dimensions



Mounting hole location (Copper-side view)



\* There 2 holes are not necessary when not using heat sink (AQ-HS-5A)

Tolerance:  $\pm 0.1 \pm .004$


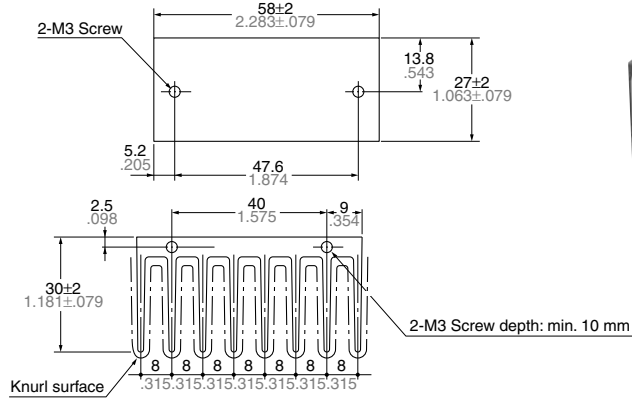
General tolerance:  $\pm 0.5 \pm .020$

4. Heat sink (for AQ10A2-ZT4/32VDC)

CAD



External dimensions



Heat sink attached to AQ1 relay

General tolerance:  $\pm 0.5 \pm .020$

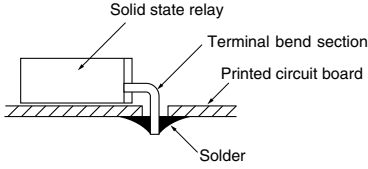
Note: When using heat sink, please refer to “2. Thermal design” of NOTES.

SCHEMATIC AND WIRING DIAGRAMS

| Schematic | Output configuration | Load      | Wiring diagram       |
|-----------|----------------------|-----------|----------------------|
|           | <p>1 Form A</p>      | <p>AC</p> | <p>Vertical type</p> |
|           |                      |           | <p>Flat type</p>     |

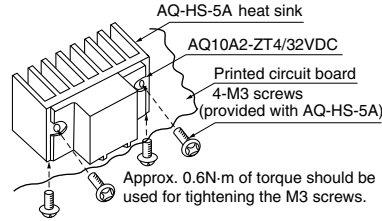
**NOTES**

**1. When using bent output terminals**  
 To avoid applying mechanical stress on the main unit and molded section of the solid state relay, radio pliers should be used to grasp the terminals between the point of bending and the molded case when making the bends.



**2. Thermal design**  
**When a heat sink is mounted on the 10 A type**

The heat sink (AQ-HS-5A) or a radiator which can make good contact should be used. If a heat sink is used in which the contact condition is bad, a heat conducting compound should be used to improve the heat radiation. (Ex. Momentive Performance Materials Inc. YG6111 or TSK5303) The compound should be applied between the heat sink and the AQ1.



**Recommended Temperature Controllers**

**<KT4H Temperature Controller>**

Our temperature controller is recommended for use with our Solid State Relays.

**Features**

- Space saving requiring only a depth of 65 mm
- Data collection possible through a PLC using RS485 communication
- Tool port is standard for easy data setting
- Inverted LCD + backlight for good legibility with large characters
- Excellent operability and rich optional control functions

**Substitute part numbers**

| Power supply    | Control output             | Part No.    |
|-----------------|----------------------------|-------------|
| 100 to 240 Vrms | Non-contact voltage output | AKT4H112100 |

\* For detailed product information about temperature controllers, please refer to our website: <https://industrial.panasonic.com/ac/e/>



---

Please contact .....

**Panasonic Corporation**

Electromechanical Control Business Division

■ 1006, Oaza Kadoma, Kadoma-shi, Osaka 571-8506, Japan  
[industrial.panasonic.com/ac/e/](http://industrial.panasonic.com/ac/e/)

**Panasonic**<sup>®</sup>

©Panasonic Corporation 2018

# Mouser Electronics

Authorized Distributor

Click to View Pricing, Inventory, Delivery & Lifecycle Information:

## Panasonic:

[AQ2A2-C1-ZT24VDC](#) [AQ2A2-C1-ZT12VDC](#) [AQ2A2-C1-T12VDC](#) [AQ2A2-J-ZP3/28VDC](#) [AQ2A2-C2-T5VDC](#) [AQ3A2-C1-ZT5VDC](#) [AQ2A2-C2-ZT12VDC](#) [AQ3A2-C1-T5VDC](#) [AQ3A2-C2-T5VDC](#) [AQ10A2-ZT4/32VDC](#) [AQ3A2-C2-ZT5VDC](#) [AQ2A2-C2-ZT5VDC](#) [AQ3A2-C2-ZT12VDC](#) [AQ2A2-C1-ZT5VDC](#) [AQ3A2-C2-T12VDC](#) [AQ2A2-C2-T12VDC](#) [AQ2A2-C2-T24VDC](#) [AQ2A2-C2-ZT24VDC](#) [AQ3A2-C1-ZT12VDC](#) [AQ3A2-C1-T24VDC](#) [AQ2A2-C1-T5VDC](#) [AQ2A2-C1-T24VDC](#) [AQ2A2-ZP3/28VDC](#) [AQ5A2-ZP3/28VDC](#) [AQ3A2-ZT4/32VDC](#) [AQ3A2-C1-ZT24VDC](#)



## Данный компонент на территории Российской Федерации

### Вы можете приобрести в компании MosChip.

Для оперативного оформления запроса Вам необходимо перейти по данной ссылке:

<http://moschip.ru/get-element>

Вы можете разместить у нас заказ для любого Вашего проекта, будь то серийное производство или разработка единичного прибора.

В нашем ассортименте представлены ведущие мировые производители активных и пассивных электронных компонентов.

Нашей специализацией является поставка электронной компонентной базы двойного назначения, продукции таких производителей как XILINX, Intel (ex.ALTERA), Vicor, Microchip, Texas Instruments, Analog Devices, Mini-Circuits, Amphenol, Glenair.

Сотрудничество с глобальными дистрибьюторами электронных компонентов, предоставляет возможность заказывать и получать с международных складов практически любой перечень компонентов в оптимальные для Вас сроки.

На всех этапах разработки и производства наши партнеры могут получить квалифицированную поддержку опытных инженеров.

Система менеджмента качества компании отвечает требованиям в соответствии с ГОСТ Р ИСО 9001, ГОСТ РВ 0015-002 и ЭС РД 009

### Офис по работе с юридическими лицами:

105318, г.Москва, ул.Щербаковская д.3, офис 1107, 1118, ДЦ «Щербаковский»

Телефон: +7 495 668-12-70 (многоканальный)

Факс: +7 495 668-12-70 (доб.304)

E-mail: [info@moschip.ru](mailto:info@moschip.ru)

Skype отдела продаж:

moschip.ru

moschip.ru\_4

moschip.ru\_6

moschip.ru\_9