


T3/DS3/E3/STS -1 TRANSFORMERS

Surface Mount Package



- RoHS peak reflow temperature rating: 245°C
- Quad transformers in SMT package supports two T1/E1 ports
- Available in transmit and/or receive configurations
- Models matched to leading quad, dual T1/E1/ CEPT transceivers
- UL recognized
- Isolation voltage: 1500 Vrms

Electrical Specifications @ 25°C — Operating Temperature 0°C to 70°C

Part Number	Turns Ratio ^{A, B} (Pri:Sec ±2%)	OCL @ 25°C (mH MIN)	L _L (μH MAX)	C _{w/w} (pF MAX)	DCR Pri (MAX)	DCR Sec (MAX)	Package/ Schematic ^D	Primary Pins
T1001NL ^C	1:1.36 / 1	1.2	0.40	30	0.7	1.0	YB/1	1-3, 5-7, 10-12, 14-16
T1006NL	1:2CT	1.2	0.35	30	0.6	1.0	YB/1	1-3, 5-7, 10-12, 14-16
T1007NL	1:1.15CT	1.2	0.70	23	0.6	0.8	YB/1	1-3, 5-7, 10-12, 14-16
T1009NL	1:1.265 / 1	1.2	0.80	35	0.6	0.8	YB/1	1-3, 5-7, 10-12, 14-16

- A. OCL (primary inductance) and L_L (leakage inductance) are measured at the primary winding. **Turns Ratio** is specified primary: secondary (CT = Center Tap).
- B. To make a 1:1 ratio from a 1:2CT ratio, use one-half of the secondary (2CT) winding.
- C. **Dual Ratio Transformers** — These transformers have tapped secondary windings to provide two turns ratios (T/R). Use entire primary winding and connect secondary pins listed below to obtain desired turns ratio:

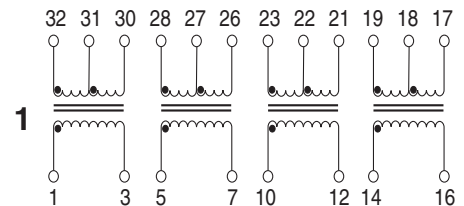
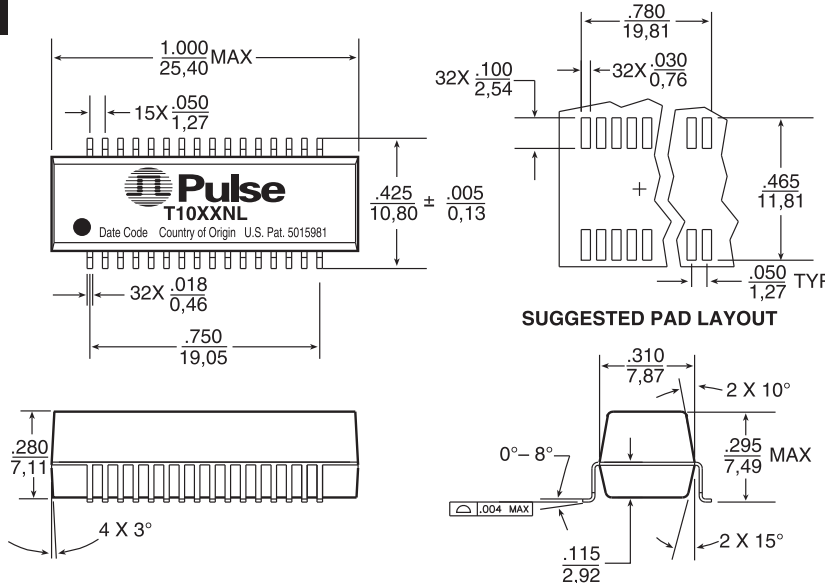
Part Number	Turns Ratio 1	Secondary Pins	Turns Ratio 2	Secondary Pins
T1001NL	1:1	31-32, 27-28, 22-23, 18-19	1:1.36	30-32, 26-28, 21-23, 17-19

- D. **Standard** packaging is anti-static tubes. Optional Tape & Reel packaging can be ordered by adding a "T" suffix to the part number, (i.e. T006NLT).

Mechanical

Schematic

YB



Weight 2.7 grams
Tape & Reel 200/reel
Tube 20/tube

Dimensions: $\frac{\text{Inches}}{\text{mm}}$
Unless otherwise specified, all tolerances are $\pm \frac{.010}{0.25}$

T3/DS3/E3/STS -1 TRANSFORMERS

Surface Mount Package



IC Manufacturer	IC Part Number	Application	Transmit/Receive	Pulse Part Number	Ratio	Pins
LEVEL ONE	LXT3LXT32	T1	Receive	T1006NL	1:2CT	(1-3) : (32-30), (5-7) : (28-26), (10-12) : (23-21), (14-16) : (19-17)
		E1/CEPT	Transmit	T1006NL	1:2	(1-3) : (32-30), (5-7) : (28-26), (10-12) : (23-21), (14-16) : (19-17)
			Receive	T1006NL	1:2CT	(1-3) : (32-30), (5-7) : (28-26), (10-12) : (23-21), (14-16) : (19-17)
VLSI	VP14Q575	T1	Transmit	T1007NL	1:1.15	(1-3) : (32-30), (5-7) : (28-26), (10-12) : (23-21), (14-16) : (19-17)
			Receive	T1006NL	1:2CT	(1-3) : (32-30), (5-7) : (28-26), (10-12) : (23-21), (14-16) : (19-17)
		E1/CEPT	Receive	T1006NL	1:2CT	(1-3) : (32-30), (5-7) : (28-26), (10-12) : (23-21), (14-16) : (19-17)
AT&T/LUCENT	T7690 (5V)	T1	Transmit	T1007NL	1:1.15	(1-3) : (32-30), (5-7) : (28-26), (10-12) : (23-21), (14-16) : (19-17)
			Receive	T1007NL	1:1.15CT	(1-3) : (32-30), (5-7) : (28-26), (10-12) : (23-21), (14-16) : (19-17)
EXAR	XR-5793/5795	T1	Transmit	T1009NL	1:1.265	(1-3) : (32-30), (5-7) : (28-26), (10-12) : (23-21), (14-16) : (19-17)
			Receive	T1009NL	1:1	(1-3) : (32-31), (5-7) : (28-27), (10-12) : (23-22), (14-16) : (19-18)
		75Ω/E1	Transmit	T1009NL	1:1	(1-3) : (32-31), (5-7) : (28-27), (10-12) : (23-22), (14-16) : (19-18)
		120Ω/CEPT	Transmit	T1009NL	1:1.265	(1-3) : (32-30), (5-7) : (28-26), (10-12) : (23-21), (14-16) : (19-17)
		E1/CEPT	Receive	T1009NL	1:1	(1-3) : (32-31), (5-7) : (28-27), (10-12) : (23-22), (14-16) : (19-18)

Common Mode Chokes for Telecom Applications

Electrical Specifications @ 25°C — Operating Temperature 0°C to 70°C

Pulse Part Number	Turns Ratio (±5%)	OCL (μH MIN)	C _{w/w} (pF MAX)	LL (μH MAX)	DCR (Ω MAX)	Isolation (Vrms MIN)	Package
HIGH FREQUENCY COMMON MODE CHOKES, 4-LINES							
PE-65554NL	1:1:1:1	24.0	15	.20	0.30	500	Through Hole
PE-65555NL	1:1:1:1	8.0	10	.20	0.25	500	Through Hole
PE-65854NL	1:1:1:1	47.0	16	.20	0.30	500	Surface Mount
PE-65857NL	1:1:1:1	24.0	15	.23	0.30	500	Surface Mount

NOTE: See the "G002" (Common Mode Choke Catalog) for mechanicals and schematics.

For More Information:

Pulse Worldwide Headquarters

12220 World Trade Dr.
San Diego, CA 92128
U.S.A.

www.pulseeng.com

Tel: 858 674 8100
Fax: 858 674 8262

Pulse Europe

Einsteinstrasse 1
D-71083 Herrenberg
Germany

Tel: 49 7032 7806 0
Fax: 49 7032 7806 135

Pulse China Headquarters

B402, Shenzhen Academy of
Aerospace Technology Bldg.
10th Kejinan Rd.
High-Tech Zone
Nanshan District
Shenzhen, PR China 518057

TEL: 86 755 33966678
FAX: 86 755 33966700

Pulse North China

Room 1503
XinYin Building
No. 888 YiShan Rd.
Shanghai 200233
China

Tel: 86 21 54643211/2
Fax: 86 21 54643210

Pulse South Asia

135 Joo Seng Rd.
#03-02
PM Industrial Bldg.
Singapore 368363

TEL: 65 6287 8998
FAX: 65 6280 0080

Pulse North Asia

No. 26, Kao Ching Rd.
Yang Mei Chen
Taoyuan Hsien
Taiwan
R. O. C.

Tel: 886 3 4643715
Fax: 886 3 4641911

Performance warranty of products offered on this data sheet is limited to the parameters specified. Data is subject to change without notice. Other brand and product names mentioned herein may be trademarks or registered trademarks of their respective owners.

© Copyright, 2009. Pulse Engineering, Inc. All rights reserved.

Данный компонент на территории Российской Федерации

Вы можете приобрести в компании MosChip.

Для оперативного оформления запроса Вам необходимо перейти по данной ссылке:

<http://moschip.ru/get-element>

Вы можете разместить у нас заказ для любого Вашего проекта, будь то серийное производство или разработка единичного прибора.

В нашем ассортименте представлены ведущие мировые производители активных и пассивных электронных компонентов.

Нашей специализацией является поставка электронной компонентной базы двойного назначения, продукции таких производителей как XILINX, Intel (ex.ALTERA), Vicor, Microchip, Texas Instruments, Analog Devices, Mini-Circuits, Amphenol, Glenair.

Сотрудничество с глобальными дистрибьюторами электронных компонентов, предоставляет возможность заказывать и получать с международных складов практически любой перечень компонентов в оптимальные для Вас сроки.

На всех этапах разработки и производства наши партнеры могут получить квалифицированную поддержку опытных инженеров.

Система менеджмента качества компании отвечает требованиям в соответствии с ГОСТ Р ИСО 9001, ГОСТ РВ 0015-002 и ЭС РД 009

Офис по работе с юридическими лицами:

105318, г.Москва, ул.Щербаковская д.3, офис 1107, 1118, ДЦ «Щербаковский»

Телефон: +7 495 668-12-70 (многоканальный)

Факс: +7 495 668-12-70 (доб.304)

E-mail: info@moschip.ru

Skype отдела продаж:

moschip.ru

moschip.ru_4

moschip.ru_6

moschip.ru_9