


# Regeneration Clamp



## Features

The RC-050 is mounted on a heat sink and has a 50 watt power resistor for more continuous current handling.

### Size:

RC-050 is 3<sup>2</sup> x 4<sup>2</sup> x 2.25<sup>2</sup> tall.

### Voltage Range:

24 to 80 VDC, no user adjustments.

### Peak Power:

RC-050 – 800 Watts.

### Continuous Power:

RC-050 – 50 Watts.

### Connection:

6 pin screw terminal block accepts 12 – 18 gauge wire.

### Indicators:

A green LED indicates power supply voltage is present. A red LED indicates when the clamp is operating. This is typically a very short time since it is only on when the servo is decelerating.

### Protection:

The power supply is internally connected to an “Input Diode” that protects it from the higher regeneration voltages. The diode protects the system from connecting the power supply in reverse. If the clamp circuit were to fail the diode will continue to protect the power supply from over-voltage.

## Description

As with most servo systems a clamp circuit is required to limit increase power supply buss voltage when the motor is decelerating under load. This is commonly referred to as “regeneration” which is what happens when DC motors are driven by their load. During regeneration the DC motor can produce enough voltage to actually exceed the input power supply voltage. More sophisticated servo amplifiers deal with this by channeling the increased motor voltage back to the source power supply. If the voltage is not clamped to a safe level the amplifier can be damaged or destroyed.

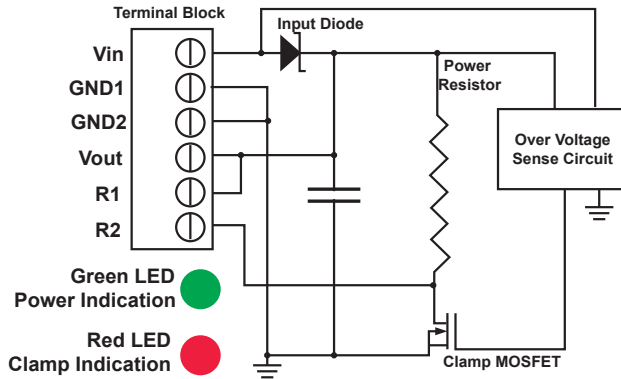
The SV7 servo amplifier/controllers are types that channel the increasing voltage back to the input power supply. In some cases this can be handled by placing a significant size capacitor at the input to “absorb” the voltage impulse. However, this is often not enough especially in cases where a large inertial mass is being decelerated.

For this reason Applied Motion Products offers a “Regen Clamp” module for our servo drive products. With this module one or more servo drives can be protected from “Over Voltage” conditions by placing the clamp module between the power supply and the drive. The clamp tracks the input power supply and will operate from 24 to 80 volts. No adjustments are needed.

The Regen Clamp is designed to handle a wide range of conditions. The voltage input matches the needs of the AMP servo drives by providing 24 to 80 VDC capabilities. The clamps come in different versions for moderate to high power operation. External power resistors can be added for even greater continuous power requirements. The modules are small and compact to minimize impact on the system design. More than one servo drive can be connected to the clamp module with the potential to handle an entire multi-axis system.

## RC-050

# Technical Specifications



### Circuit Diagram:

The regeneration circuit is designed to provide a wide range of voltage clamping operation with a simple and reliable design. The block diagram gives a simplified view of the circuit design showing the major parts.

### Terminal Block:

A 6 connection terminal block provides easy connection access to the clamp. The terminal are designed for wire sizes from 12 – 28 AWG.

### Input Diode:

The input diode provides over-voltage and reverse voltage protection. If the input power supply is connected in reverse this diode will prevent failure. During over-voltage conditions the diode blocks the higher regeneration voltage from feeding into the input power supply. The input is designed to handle 20 amps continuous (RC-050) with peaks greater than 100 amps.

### Internal Power Resistor:

For moderate power operation this may be all that is required for safe operation. This resistor is designed to “sink” up to 8 amps when using an 80 volt power supply, but only 2.5 amps when using a 24 volt supply. Larger power resistors can be added to the circuit by connecting between the “R1” and the “R2” terminals.

### Filter Capacitor:

To smooth out operation and allow the “Clamp” to work at a low switching frequency a large capacitor is added across the voltage output.

### Over-Voltage Sense Circuit:

This part of the clamp senses when an over-voltage occurs. When the “Vout” exceeds the “Vin” by approximately 1.2 volts the clamp will turn on. When “Vout” drops to about 1 volt below “Vin” the clamp turns off.

### Clamp MOSFET:

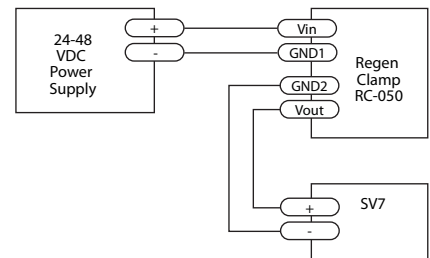
At the heart of the circuit is a power MOSFET designed for 20 amp continuous operation with the RC-050 version.

### Indicator LEDs:

A green LED is used to indicate power supply input while a red LED is used to indicate when the clamp is on.

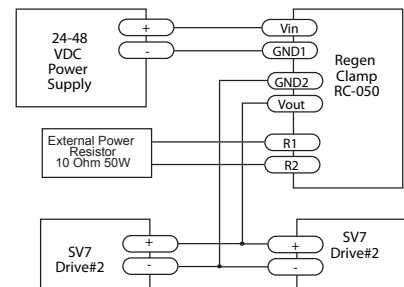
### Example 1

A single servo drive is connected to the Regen Clamp module. This design will work in most cases where the load is primarily “Frictional” as opposed to “Inertial.”

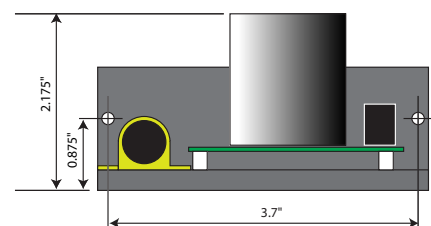
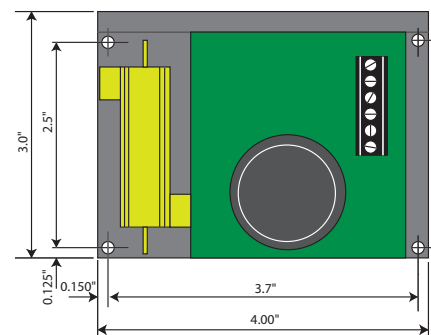


### Example 2

Two servo drives are connected to the Regen Clamp module. This design will work in cases where the load has significant “Inertial” content.



## Dimensions



## Данный компонент на территории Российской Федерации

**Вы можете приобрести в компании MosChip.**

Для оперативного оформления запроса Вам необходимо перейти по данной ссылке:

<http://moschip.ru/get-element>

Вы можете разместить у нас заказ для любого Вашего проекта, будь то серийное производство или разработка единичного прибора.

В нашем ассортименте представлены ведущие мировые производители активных и пассивных электронных компонентов.

Нашей специализацией является поставка электронной компонентной базы двойного назначения, продукции таких производителей как XILINX, Intel (ex.ALTERA), Vicor, Microchip, Texas Instruments, Analog Devices, Mini-Circuits, Amphenol, Glenair.

Сотрудничество с глобальными дистрибьюторами электронных компонентов, предоставляет возможность заказывать и получать с международных складов практически любой перечень компонентов в оптимальные для Вас сроки.

На всех этапах разработки и производства наши партнеры могут получить квалифицированную поддержку опытных инженеров.

Система менеджмента качества компании отвечает требованиям в соответствии с ГОСТ Р ИСО 9001, ГОСТ РВ 0015-002 и ЭС РД 009

### Офис по работе с юридическими лицами:

105318, г.Москва, ул.Щербаковская д.3, офис 1107, 1118, ДЦ «Щербаковский»

Телефон: +7 495 668-12-70 (многоканальный)

Факс: +7 495 668-12-70 (доб.304)

E-mail: [info@moschip.ru](mailto:info@moschip.ru)

Skype отдела продаж:

moschip.ru

moschip.ru\_4

moschip.ru\_6

moschip.ru\_9