

Features

Regulated Converters

- Universal Input 80-264VAC or 115-370VDC
- Operating Temperature Range of -25°C to +85°C
- Isolated Output 3kVAC / 1 min
- Short Circuit and Overcurrent Protection
- Low Output Ripple & Noise
- Low Cost AC/DC Power Supply
- EN, UL and CE certified

Description

The ultra-compact wired RAC04-C/W modules are available with output voltages of 3.3, 5, 9, 12, 15, and 24V, and the input-to-output isolation is approximately 3kVAC/1min. With a standby consumption of 100mW typical, the mini power supplies are particularly suitable for energy-saving sleep mode and standby applications. Because of its compact design (height <17 mm), it is a versatile solution for home automation and other similar applications. Complete with an integrated input filter, the series has enhanced EMI performance and complies with EN55022, class B. The mini power supplies are also protected against short circuit with fully automatic restart after the error has been solved. The converters are EN/UL60950-1 certified and come complete with a 3 year warranty.

Selection Guide

Part Number	Input Voltage (VAC)	Output Voltage (VDC)	Output Current max. (mA)	Efficiency Typ. (%)	Capacitive Load max.
RAC04-3.3SC/W	80-264	3.3	1200	67	3000µF
RAC04-05SC/W	80-264	5	800	72	1600µF
RAC04-09SC/W	80-264	9	444	76	850µF
RAC04-12SC/W	80-264	12	333	77	150µF
RAC04-15SC/W	80-264	15	267	77	100µF
RAC04-24SC/W	80-264	24	167	79	82µF

Specifications (measured at TA 25°C, nominal input voltage, full load after warm-up)

Input Voltage Range (with Derating)	80-264VAC or 115-370VDC	
Input Frequency (for AC Input)	47-63Hz	
Input Current (Full Load)	115VAC / 230VAC	110mA / 72mA max.
Inrush Current	115VAC / 230VAC	30A / 60A max.
No Load Power Consumption	80-264VAC	100mW typ. / 200mW max.
Output Voltage (Vout nom.)	3.3V-24V	
Output Current Range	167mA - 1200mA	
Rated Output Power	4W max.	
Output Voltage Tolerance	±2% typ. / ±5% max.	
Minimum Load	0%	
Output Ripple & Noise	(Full Load) 115VAC / 230VAC @ 20MHz limited	200mVp-p max.
Line Voltage Regulation	LL-HL at full Load	±0.5% typ. / ±1% max.
Load Voltage Regulation	10%-100% Load	±1.5% typ. / ±5% max.
Over Load Protection	105% - 155%	
Over Voltage Category	OVC II	
Leakage Current	0.85µxA max.	
Operating Frequency	Full Load	40kHz typ.
Isolation Voltage	Input-Output	3kVAC / 1 minute
Isolation Resistance	Input-Output	1G Ω min.
Isolation Capacitance	Input-Output	1000pF typ.
Short Circuit Protection	Hiccup, Auto Restart	
Operating Temperature Range	natural convection, without derating	-20°C to +60°C
	natural air convection, with derating	-25°C to +85°C
Storage Temperature Range	-40°C to +100°C	
Case Material	UL94V-0 black plastic	
Potting Material	Silicone	
Relative Humidity	95% RH max.	
Package Weight	32g typ.	

continued on next page

POWERLINE

AC/DC-Converter

with 3 year Warranty

RECOM

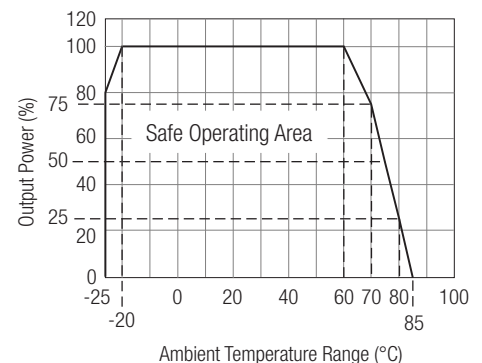
4 Watt Single Output



EN-60950-1 Certified
IEC-60950-1 Certified
UL-60950-1 Certified

RAC04-C/W

Derating-Graph (Ambient Temperature)

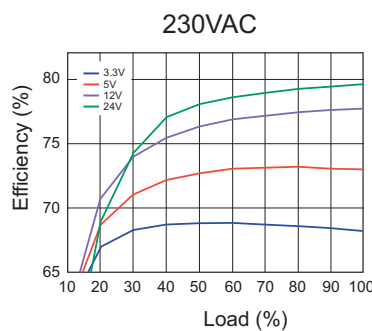
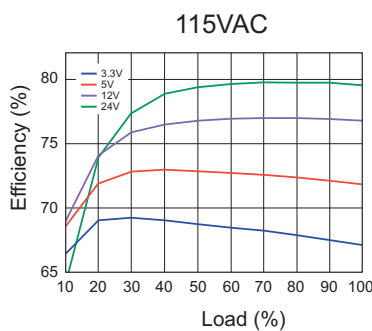


Specifications (measured at TA 25°C, nominal input voltage, full load after warm-up)

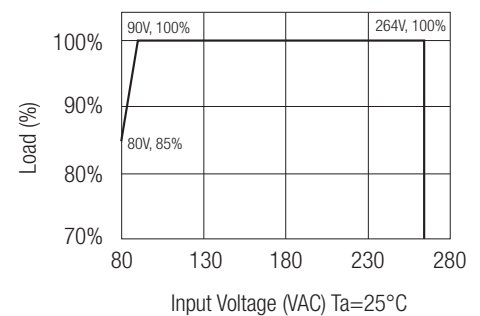
Package Quantity		30pcs
Physical	Dimension (LxWxH)	37.80 x 23.90 x 16.40 mm
MTBF	115VAC, 25°C	820 x 10 ³ hours
	230VAC, 25°C	735 x 10 ³ hours
	115VAC, 60°C	550 x 10 ³ hours
	230VAC, 25°C	430 x 10 ³ hours
EMC	Conducted and Radiated	EN55022, Class B
	Noise Immunity	EN55024
Safety Standard		
EN General Safety	Report: SPCLVD1310055-1	EN-60950-1, 3rd Edition
IEC General Safety	CB Report: 1311055-CB	IEC-60950-1 2nd Edition
UL General Safety	Report Number: E224736-A21	UL-60950-1, 2nd Edition
		CSA C22.2 No. 60950-1-07

Typical Characteristic


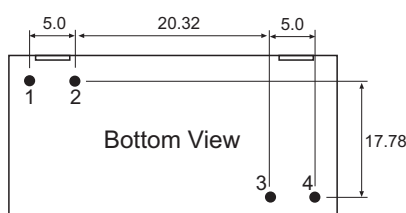
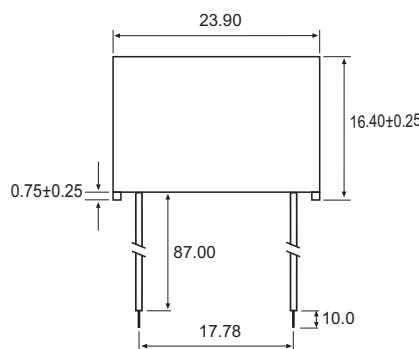
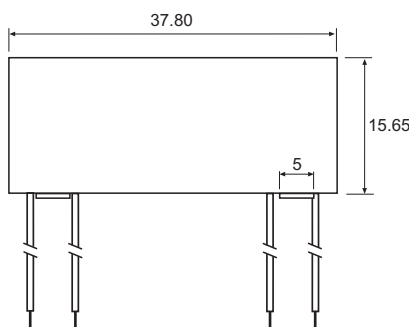
Input Voltage Derating Graph



Efficiency vs Load



Package Style and Pinning



Wired Connections

Wired Color	Type	Function
1 Brown	UL-1015 AWG#22	VAC in (L)
2 Blue	UL-1015 AWG#22	VAC in (N)
3 Red	UL-1430 AWG#22	+VDC out
4 Black	UL-1430 AWG#22	-VDC out

Case Tolerance ±0.5mm

Unless otherwise specified

The product information and specifications are subject to change without prior notice. RECOM products are not authorized for use in safety-critical applications (such as life support) without RECOM's explicit written consent. A safety-critical application is defined as an application where a failure of a RECOM product may reasonably be expected to endanger or cause loss of life, inflict bodily harm or damage property. The buyer shall indemnify and hold harmless RECOM, its affiliated companies and its representatives against any damage claims in connection with the unauthorized use of RECOM products in such safety-critical applications.

Данный компонент на территории Российской Федерации

Вы можете приобрести в компании MosChip.

Для оперативного оформления запроса Вам необходимо перейти по данной ссылке:

<http://moschip.ru/get-element>

Вы можете разместить у нас заказ для любого Вашего проекта, будь то серийное производство или разработка единичного прибора.

В нашем ассортименте представлены ведущие мировые производители активных и пассивных электронных компонентов.

Нашей специализацией является поставка электронной компонентной базы двойного назначения, продукции таких производителей как XILINX, Intel (ex.ALTERA), Vicor, Microchip, Texas Instruments, Analog Devices, Mini-Circuits, Amphenol, Glenair.

Сотрудничество с глобальными дистрибьюторами электронных компонентов, предоставляет возможность заказывать и получать с международных складов практически любой перечень компонентов в оптимальные для Вас сроки.

На всех этапах разработки и производства наши партнеры могут получить квалифицированную поддержку опытных инженеров.

Система менеджмента качества компании отвечает требованиям в соответствии с ГОСТ Р ИСО 9001, ГОСТ РВ 0015-002 и ЭС РД 009

Офис по работе с юридическими лицами:

105318, г.Москва, ул.Щербаковская д.3, офис 1107, 1118, ДЦ «Щербаковский»

Телефон: +7 495 668-12-70 (многоканальный)

Факс: +7 495 668-12-70 (доб.304)

E-mail: info@moschip.ru

Skype отдела продаж:

moschip.ru

moschip.ru_4

moschip.ru_6

moschip.ru_9