

SERIES 96 Conductive Rubber

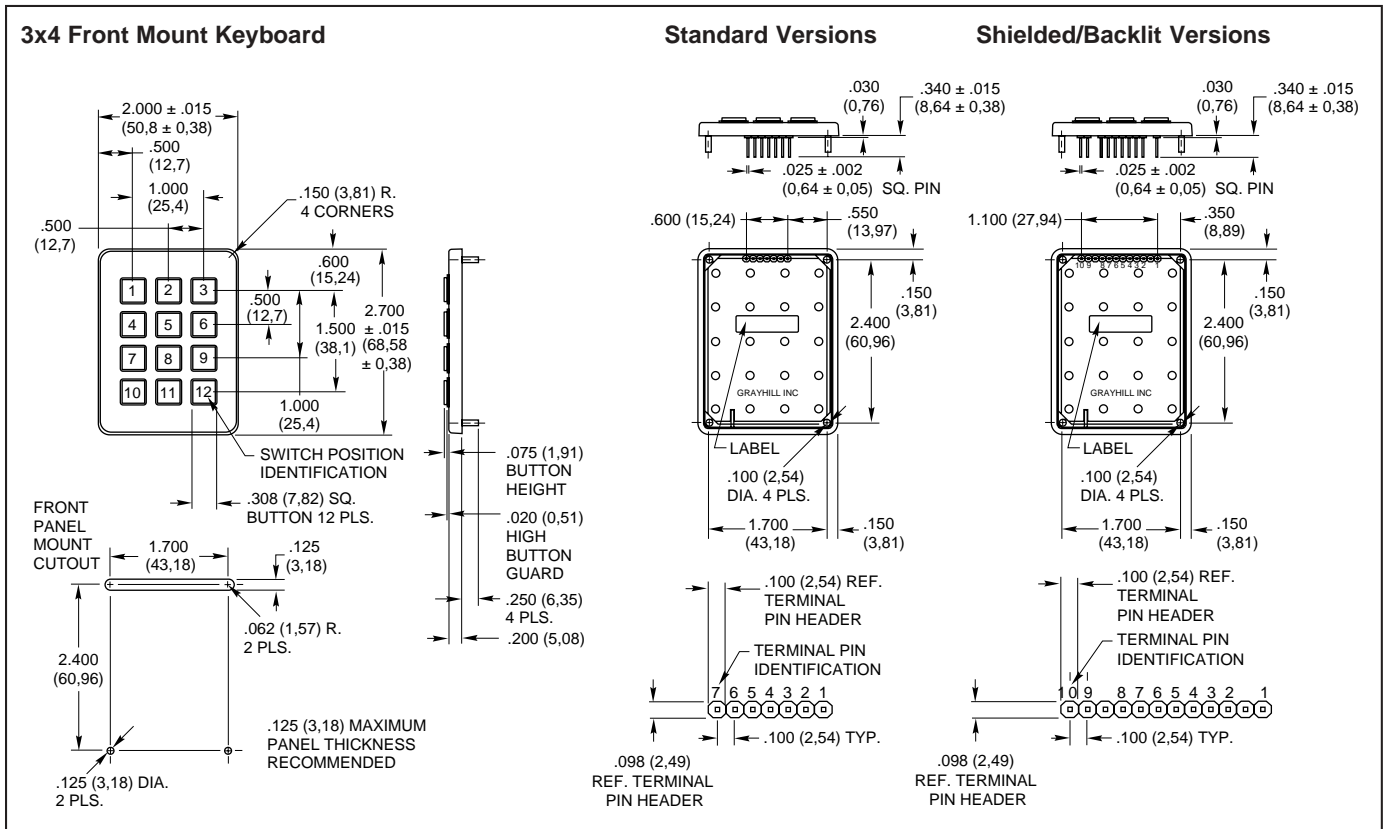
FEATURES

- Quality, Economical Keyboards
- Easily Customized Legends
- Matrix Circuitry
- Backlit and Shielded Options Available
- Termination Mates With Standard Connectors
- Tactile Feedback to Operator
- 1,000,000 Operations per Button
- Compatible With High Resistance Logic Inputs

The Series 96 is Grayhill's most economical 3x4 and 4x4 keypad family. The contact system utilizes conductive rubber to mate the appropriate PC board traces. Offered in matrix circuitry, with shielded and backlit options. Built with quality component parts, the Series 96 is subjected to our rigid statistical process control to insure that it meets our reliability standards.

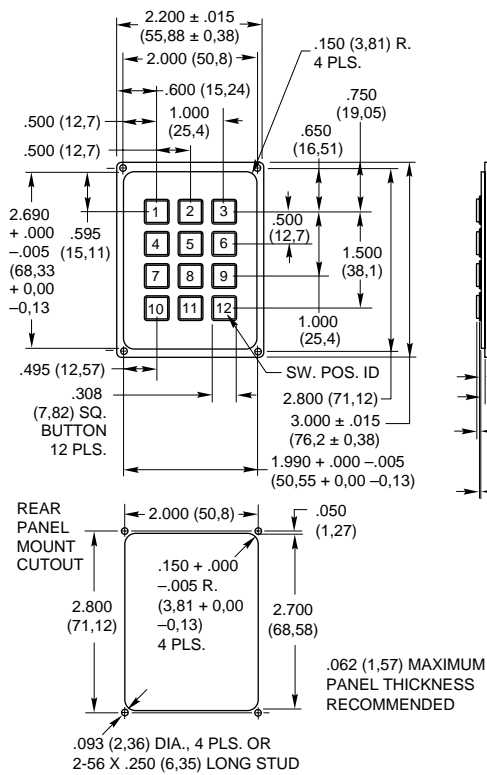


DIMENSIONS In inches (and millimeters)

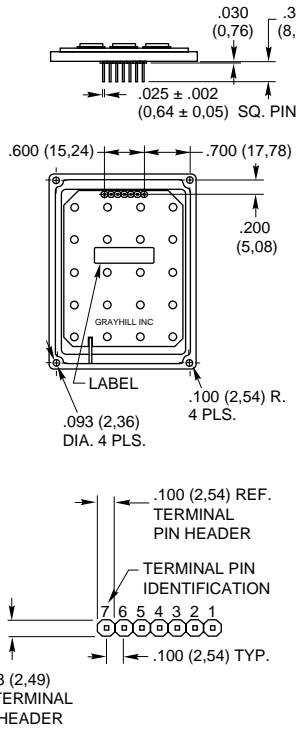


DIMENSIONS In inches (and millimeters)

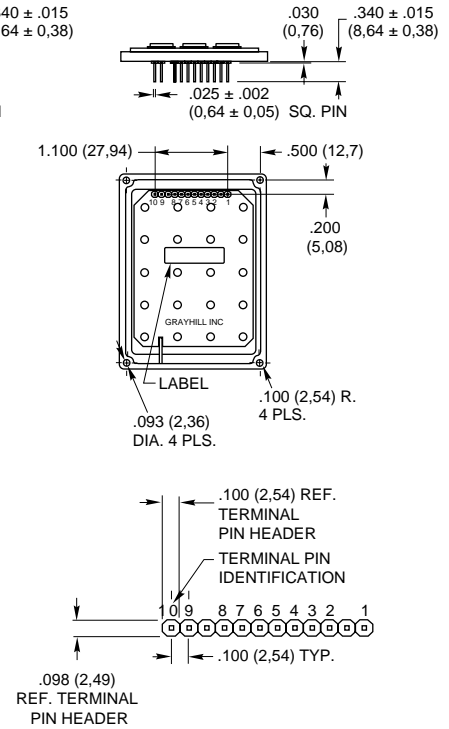
3x4 Rear Mount Keyboard



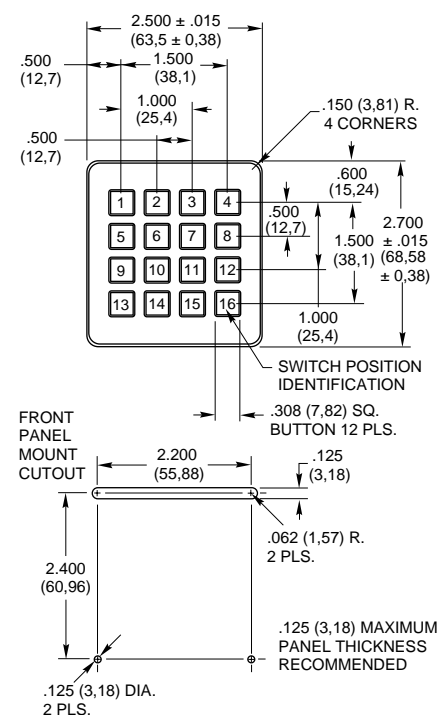
Standard Versions



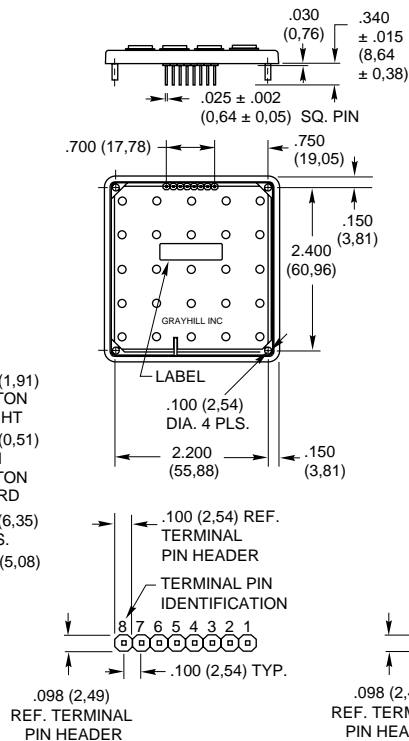
Shielded/Backlit Versions



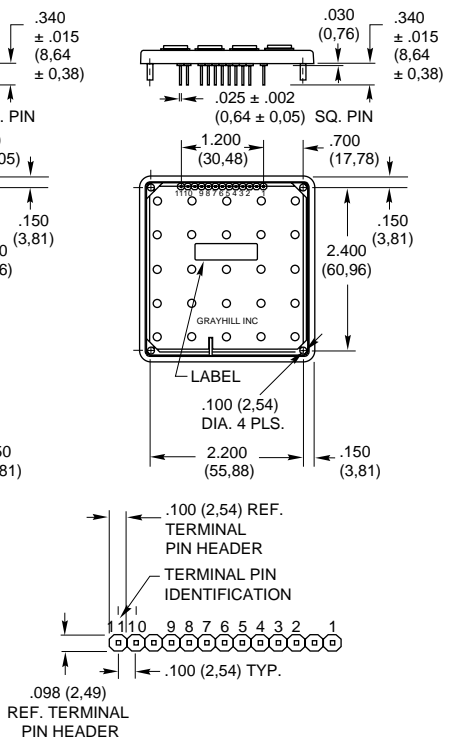
4x4 Front Mount Keyboard



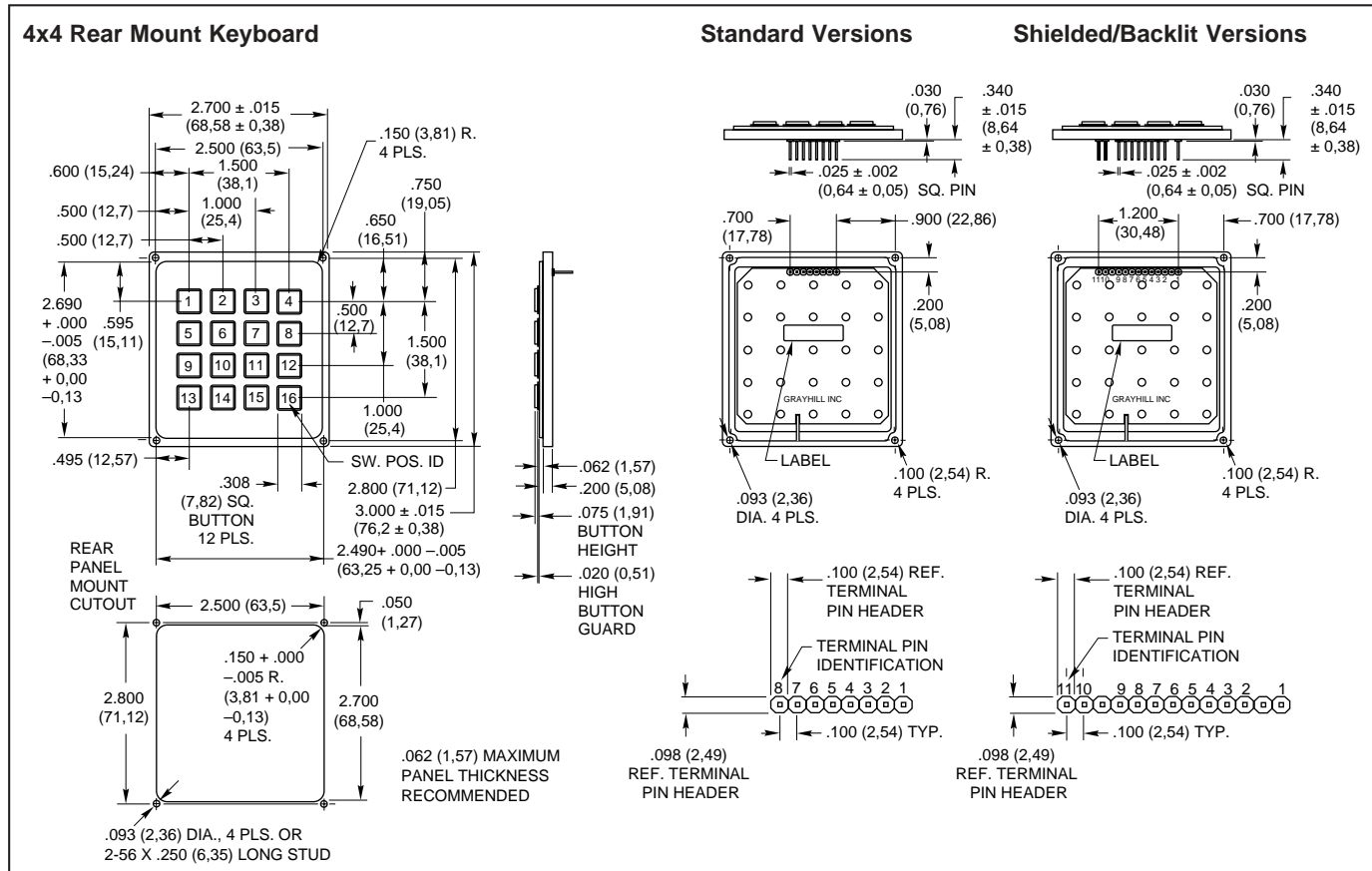
Standard Versions



Shielded/Backlit Versions



DIMENSIONS In inches (and millimeters)



Keyboards and Keypads

CODE AND TRUTH TABLES

Dots in the chart indicate connected terminals when switch is closed. Terminals are identified on the keyboard.

12 Button Keypads

		MATRIX CODES																	
		Standard				Shielded/Backlit													
BUTTON LOCATION	1	•	•	•	•	•	•	•	•	•	•	•	•						
	2	•	•	•	•	•	•	•	•	•	•	•	•						
	3	•	•	•	•	•	•	•	•	•	•	•	•						
	4	•	•	•	•	•	•	•	•	•	•	•	•						
	5	•	•	•	•	•	•	•	•	•	•	•	•						
	6	•	•	•	•	•	•	•	•	•	•	•	•						
	7	•	•	•	•	•	•	•	•	•	•	•	•						
	8	•	•	•	•	•	•	•	•	•	•	•	•						
	9	•	•	•	•	•	•	•	•	•	•	•	•						
	10	•	•	•	•	•	•	•	•	•	•	•	•						
	11	•	•	•	•	•	•	•	•	•	•	•	•						
	12	•	•	•	•	•	•	•	•	•	•	•	•						
		5	6	7	1	2	3	4	6	7	8	2	3	4	5	1	9	10	
		TERMINAL LOCATION																	

Shielded keypad = Shielded
Backlit keypad = NC
Shielded and backlit keypad = Shielded

Shielded keypad = NC
Backlit keypad = EL Panel 1
Shielded and backlit keypad = EL Panel 1

Shielded keypad = NC
Backlit keypad = EL Panel 2
Shielded and backlit keypad = EL Panel 2

16 Button Keypads

		MATRIX CODES																			
		Standard				Shielded/Backlit															
BUTTON LOCATION	1	•	•	•	•	•	•	•	•	•	•	•	•	•	•	•					
	2	•	•	•	•	•	•	•	•	•	•	•	•	•	•	•					
	3	•	•	•	•	•	•	•	•	•	•	•	•	•	•	•					
	4	•	•	•	•	•	•	•	•	•	•	•	•	•	•	•					
	5	•	•	•	•	•	•	•	•	•	•	•	•	•	•	•					
	6	•	•	•	•	•	•	•	•	•	•	•	•	•	•	•					
	7	•	•	•	•	•	•	•	•	•	•	•	•	•	•	•					
	8	•	•	•	•	•	•	•	•	•	•	•	•	•	•	•					
	9	•	•	•	•	•	•	•	•	•	•	•	•	•	•	•					
	10	•	•	•	•	•	•	•	•	•	•	•	•	•	•	•					
	11	•	•	•	•	•	•	•	•	•	•	•	•	•	•	•					
	12	•	•	•	•	•	•	•	•	•	•	•	•	•	•	•					
	13	•	•	•	•	•	•	•	•	•	•	•	•	•	•	•					
	14	•	•	•	•	•	•	•	•	•	•	•	•	•	•	•					
	15	•	•	•	•	•	•	•	•	•	•	•	•	•	•	•					
	16	•	•	•	•	•	•	•	•	•	•	•	•	•	•	•					
		5	6	7	8	1	2	3	4	6	7	8	9	2	3	4	5	1	10	11	
		TERMINAL LOCATION																			

Shielded keypad = Shielded
Backlit keypad = NC
Shielded and backlit keypad = Shielded

Shielded keypad = NC
Backlit keypad = EL Panel 1
Shielded and backlit keypad = EL Panel 1

Shielded keypad = NC
Backlit keypad = EL Panel 2
Shielded and backlit keypad = EL Panel 2

SPECIFICATIONS

Rating Criteria

- Rating at 12 Vdc:** 5 milliamps for .5 seconds
- Contact Bounce:** < 12 milliseconds
- Contact Resistance:** < 100 ohms (at stated operating force)
- Voltage Breakdown:** 250 Vac between components
- Mechanical Operation Life:** 1,000,000 operations per key
- Insulation Resistance:** > 10¹² ohms @ 500 Vdc
- Push Out Force Per Pin:** 5 lbs.

Operating Features

- Travel:** .040 minimum
- Operating Force:** 175 ± 40 grams
- Operating Temperature:** -30°C to +80°C

Material and Finishes

- Terminal Pin:** Phosphor bronze, solder-plated
- PC Board:** FR-4 glass cloth epoxy
- Keypad:** Silicone rubber, durometer 50 ± 5
- Housing:** ABS, cycolac FR15
- Housing Color:** Black

Shielding Effectiveness

Results shown are typical for a standard Grayhill Series 84S keyboard. A conductive gasket will generally increase the shielding, depending on the size and shape of the gasket and its material. Data derived for E-Field Radiation.

Test Method:

Measurements were made with the keyboard mounted to a brass plate, which in turn was mounted to a shielded enclosure containing the receiving equipment. A signal generator provided the frequency source that was radiated from the transmitting antenna to the enclosed receiving antenna. The spacing between antennas was maintained constant throughout the frequency range. The effectiveness rating is determined by establishing a reference reading without obstruction between the two antennas and determining the difference between that reading and the test setup reading.

Note:

When measured in actual equipment, shielding effectiveness is determined by many factors. This method accurately represents the shielding effectiveness of the Grayhill Series 84S under Ideal test conditions.



Frequency M Hz	Rating in dB
0.1	⊕66.2
10	⊕94.8
100	90.5
400	64.2
800	42.3
2,000	40.5
6,000	33.1
10,000	34.4
18,000	37.0

STANDARD LEGENDS

Available through Grayhill Distributors

To order one of the configurations below, use the dash number shown here; select the keypad size and code, and order the part number with the appropriate legend dash number.



-102



-006



-152



-056

ORDERING INFORMATION



- Grayhill Series Number**
- Keyboard Size:** A = 3x4, B = 4x4
- Circuitry:** B2 = Matrix (terminal pin header)
- E.L. Panel Backlighting Option**
EL = Backlit, Blank = Non-backlit
- EMI/RFI Shielding Option**
S = Shielded, Blank = Non-shielded
- Mounting Option:** F = Front panel mount, R = Rear panel mount
- Standard Legend Choices**
- 12 Position legends*
102 = Black legends on a white button
152 = White legends on a black button
- 16 Position legends*
006 = Black legends on a white button
056 = White legends on a black button

Available from your local Grayhill Distributor. For prices and discounts, contact a local Sales Office, an authorized local Distributor or Grayhill.

Данный компонент на территории Российской Федерации

Вы можете приобрести в компании MosChip.

Для оперативного оформления запроса Вам необходимо перейти по данной ссылке:

<http://moschip.ru/get-element>

Вы можете разместить у нас заказ для любого Вашего проекта, будь то серийное производство или разработка единичного прибора.

В нашем ассортименте представлены ведущие мировые производители активных и пассивных электронных компонентов.

Нашей специализацией является поставка электронной компонентной базы двойного назначения, продукции таких производителей как XILINX, Intel (ex.ALTERA), Vicor, Microchip, Texas Instruments, Analog Devices, Mini-Circuits, Amphenol, Glenair.

Сотрудничество с глобальными дистрибьюторами электронных компонентов, предоставляет возможность заказывать и получать с международных складов практически любой перечень компонентов в оптимальные для Вас сроки.

На всех этапах разработки и производства наши партнеры могут получить квалифицированную поддержку опытных инженеров.

Система менеджмента качества компании отвечает требованиям в соответствии с ГОСТ Р ИСО 9001, ГОСТ РВ 0015-002 и ЭС РД 009

Офис по работе с юридическими лицами:

105318, г.Москва, ул.Щербаковская д.3, офис 1107, 1118, ДЦ «Щербаковский»

Телефон: +7 495 668-12-70 (многоканальный)

Факс: +7 495 668-12-70 (доб.304)

E-mail: info@moschip.ru

Skype отдела продаж:

moschip.ru

moschip.ru_4

moschip.ru_6

moschip.ru_9