GENERAL INFORMATION

AVX SR Series

Conformally Coated Radial Leaded MLC

Temperature Coefficients: C0G (NP0), X7R, Z5U

200, 100, 50 Volts (300V, 400V & 500V also available)

Case Material: Epoxy

Lead Material: RoHS Compliant, 100% Tin

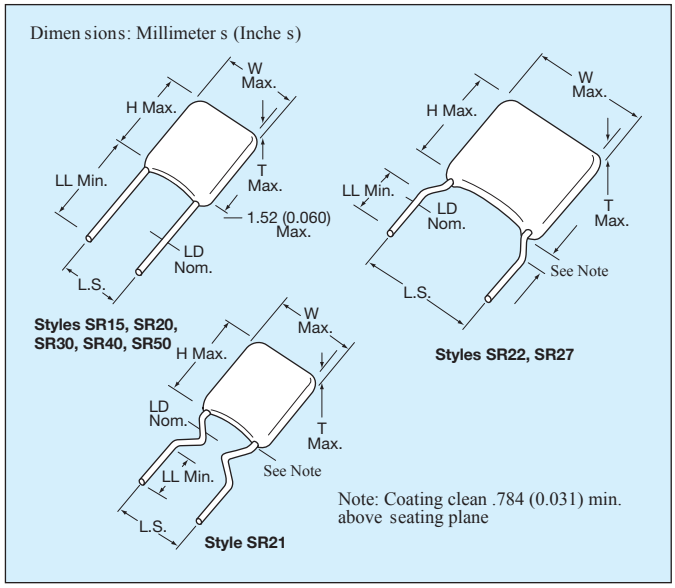

Drawings are for illustrative purposes only.
Actual lead form shape could vary within stated tolerances based on body size.

HOW TO ORDER

SR21	5	E	104	M	A	R	TR1
AVX Style	**Voltage**	**Temperature Coefficient**	**Capacitance**	**Capacitance Tolerance**	**Failure Rate**	**Leads**	**Packaging**
SR15 SR20 SR21 SR22 SR27 SR30 SR40 SR50	5 = 50V 1 = 100V 2 = 200V 9 = 300V 8 = 400V 7 = 500V	A = C0G (NP0) C = X7R E = Z5U	First two digits are the significant figures of capacitance. Third digit indicates the additional number of zeros. For example, order 100,000 pF as 104. (For values below 10pF use "R" in place of decimal point, e.g., 1R4 = 1.4pF.)	C0G (NP0): C = ±.25pF D = ±.5pF F = ±1% (>50pF only) G = ±2% (>25pF only) J = ±5% K = ±10% X7R: J = ±5% K = ±10% M = ±20% Z5U: M = ±20% Z = +80% -20%	A = Not Applicable	R = RoHS	Blank: Bulk Packaging 1.0" minimum of lead length T: Trimmed leads .230" ± .030" Bulk packaging TR1: Tape and Reel Packaging AP1: Ammopack packaging See packaging specification pages 33-34

RoHS COMPLIANT

MARKING

FRONT

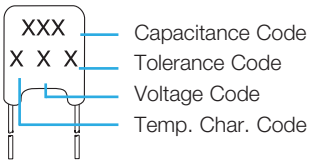

BACK

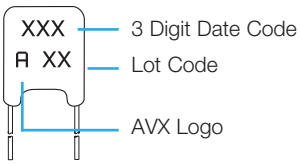

PACKAGING REQUIREMENTS

	Quantity per Bag
SR15, 20, 21, 22, 27, 30	1000 Pieces
SR40, 50	500 Pieces

Note: SR15, SR20, SR21, SR30, and SR40 available on tape and reel per EIA specifications RS-468. See Pages 33 and 34.

The Important Information/Disclaimer is incorporated in the catalog where these specifications came from or available online at www.avx.com/disclaimer/ by reference and should be reviewed in full before placing any order.

SIZE AND CAPACITANCE SPECIFICATIONS

EIA Characteristic

Dimensions: Millimeters (Inches)

AVX Style	SR15	SR20	SR21	SR22	SR27	SR30	SR40	SR50
AVX "Insertable"	SR07	SR29	SR59	N/A	N/A	SR65	SR75	N/A
Width (W)	3.81 (.150)	5.08 (.200)	5.08 (.200)	5.08 (.200)	6.604 (.260)	7.62 (.300)	10.16 (.400)	12.70 (.500)
Height (H)	3.81 (.150)	5.08 (.200)	5.08 (.200)	5.08 (.200)	6.35 (.250)	7.62 (.300)	10.16 (.400)	12.70 (.500)
Thickness (T)	2.54 (.100)	3.175 (.125)	3.175 (.125)	3.175 (.125)	4.06 (.160)	3.81 (.150)	3.81 (.150)	5.08 (.200)
Lead Spacing (L.S.)	2.54 (.100)	2.54 (.100)	5.08 (.200)	6.35 (.250)	7.62 (.300)	5.08 (.200)	5.08 (.200)	10.16 (.400)
Lead Diameter (L.D.)	.508 (.020)	.508 (.020)	.508 (.020)	.508 (.020)	.508 (.020)	.508 (.020)	.508 (.020)	.635 (.025)

Cap. in.* pF	Industry Preferred Values in Blue	SR15 WVDC 200	SR15 WVDC 100	SR15 WVDC 50	SR20 WVDC 200	SR20 WVDC 100	SR20 WVDC 50	SR21 WVDC 200	SR21 WVDC 100	SR21 WVDC 50	SR22 WVDC 200	SR22 WVDC 100	SR22 WVDC 50	SR27 WVDC 200	SR27 WVDC 100	SR27 WVDC 50	SR30 WVDC 100	SR30 WVDC 50	SR40 WVDC 100	SR40 WVDC 50	SR50 WVDC 100	SR50 WVDC 50
1.0-9.9	SR151A1R0DAR																					
10	**SR151A100KAR**																					
15	SR____A150KAR																					
22	SR____A220KAR																					
33	SR____A330KAR																					
39	SR____A390KAR																					
47	SR____A470KAR																					
68	SR____A680KAR																					
100	**SR151A101KAR**																					
150	SR____A151KAR																					
220	SR____A221KAR																					
330	SR____A331KAR																					
390	SR____A391KAR																					
470	SR____A471KAR																					
680	SR____A681KAR																					
1000	**SR211A102KAR**																					
1500	SR____A152KAR																					
2200	SR____A222KAR																					
3900	SR____A392KAR																					
4700	SR____A472KAR																					
6800	SR____A682KAR																					
8200	SR____A822KAR																					
10,000	SR____A103KAR																					
15,000	SR____A153KAR																					
22,000	SR____A223KAR																					
33,000	SR____A333KAR																					
39,000	SR____A393KAR																					
47,000	SR____A473KAR																					
68,000	SR____A683KAR																					
100,000	SR____A104KAR																					

For other styles, voltages, tolerances and lead lengths see Part No. Codes or contact factory.

***Other capacitance values available upon special request.**

= Industry preferred values

= SR20 only

Capacitance ranges available for SR12 and SR07 same as SR15
SR62 and SR59 same as SR21
SR64 and SR65 same as SR30
SR75 same as SR40
SR13 same as SR21

NOTE: For others voltages, tolerances, electrical specifications and NPO typical characteristics, see the AVX Multilayer Ceramic Leaded Capacitors Catalog.

SIZE AND CAPACITANCE SPECIFICATIONS

EIA Characteristic

Dimensions: Millimeters (Inches)

	AVX Style	SR15			SR20			SR21			SR22			SR27			SR30			SR40			SR50		
	AVX "Insertable"	SR07			SR29			SR59			N/A			N/A			SR65			SR75			N/A		
	Width (W)	3.81 (.150)			5.08 (.200)			5.08 (.200)			5.08 (.200)			6.604 (.260)			7.62 (.300)			10.16 (.400)			12.70 (.500)		
	Height (H)	3.81 (.150)			5.08 (.200)			5.08 (.200)			5.08 (.200)			6.35 (.250)			7.62 (.300)			10.16 (.400)			12.70 (.500)		
	Thickness (T)	2.54 (.100)			3.175 (.125)			3.175 (.125)			3.175 (.125)			4.06 (.160)			3.81 (.150)			3.81 (.150)			5.08 (.200)		
	Lead Spacing (L.S.)	2.54 (.100)			2.54 (.100)			5.08 (.200)			6.35 (.250)			7.62 (.300)			5.08 (.200)			5.08 (.200)			10.16 (.400)		
	Lead Diameter (L.D.)	.508 (.020)			.508 (.020)			.508 (.020)			.508 (.020)			.508 (.020)			.508 (.020)			.508 (.020)			.635 (.025)		
Cap. in.*	Industry Preferred	WVDC			WVDC			WVDC			WVDC			WVDC			WVDC			WVDC			WVDC		
pF	Values in Blue	200	100	50	200	100	50	200	100	50	200	100	50	200	100	50	200	100	50	200	100	50	200	100	50
470	SR____C471KAR																								
1000	**SR155C102KAR**																								
1500	SR____C152KAR																								
2200	SR____C222KAR																								
3300	SR____C332KAR																								
4700	SR____C472KAR																								
6800	SR____C682KAR																								
10,000	**SR215C103KAR**																								
15,000	SR____C153KAR																								
22,000	SR____C223KAR																								
33,000	SR____C333KAR																								
47,000	SR____C473KAR																								
68,000	SR____C683KAR																								
100,000	**SR215C104KAR**																								
150,000	SR____C154KAR																								
220,000	**SR215C224KAR**																								
330,000	SR____C334KAR																								
390,000	SR____C394KAR																								
470,000	**SR305C474KAR**																								
1.0 uF	**SR305C105KAR**																								
2.2 uF	SR405C225KAR																								
2.7 uF	SR505C275KAR																								
4.7 uF	SR505C475KAR																								
10.0 uF	SR655C106KAR																								

For other styles, voltages, tolerances and lead lengths see Part No. Codes or contact factory.

= Industry preferred values

= Extended range

= Extended range with 0.150" thickness maximum

The Important Information/Disclaimer is incorporated in the catalog where these specifications came from or available online at www.avx.com/disclaimer/ by reference and should be reviewed in full before placing any order.

SIZE AND CAPACITANCE SPECIFICATIONS

EIA Characteristic

Dimensions: Millimeters (Inches)

AVX Style	SR15		SR20		SR21		SR22		SR27		SR30		SR40		SR50	
AVX "Insertable"	SR07		SR29		SR59		N/A		N/A		SR65		SR75		N/A	
Width (W)	3.81 (.150)		5.08 (.200)		5.08 (.200)		5.08 (.200)		6.604 (.260)		7.62 (.300)		10.16 (.400)		12.70 (.500)	
Height (H)	3.81 (.150)		5.08 (.200)		5.08 (.200)		5.08 (.200)		6.35 (.250)		7.62 (.300)		10.16 (.400)		12.70 (.500)	
Thickness (T)	2.54 (.100)		3.175 (.125)		3.175 (.125)		3.175 (.125)		4.06 (.160)		3.81 (.150)		3.81 (.150)		5.08 (.200)	
Lead Spacing (L.S.)	2.54 (.100)		2.54 (.100)		5.08 (.200)		6.35 (.250)		7.62 (.300)		5.08 (.200)		5.08 (.200)		10.16 (.400)	
Lead Diameter (L.D.)	.508 (.020)		.508 (.020)		.508 (.020)		.508 (.020)		.508 (.020)		.508 (.020)		.508 (.020)		.635 (.025)	
Cap. in.* pF / Industry Preferred Values in Blue	WVDC 100	WVDC 50	WVDC 100	WVDC 50	WVDC 100	WVDC 50	WVDC 100	WVDC 50	WVDC 100	WVDC 50	WVDC 100	WVDC 50	WVDC 100	WVDC 50	WVDC 100	WVDC 50
10,000 SR155E103ZAR																
47,000 SR_____E473ZAR																
100,000 SR215E104ZAR																
150,000 SR_____E154ZAR																
220,000 SR215E224ZAR																
330,000 SR215E334ZAR																
470,000 SR215E474ZAR																
680,000 SR_____E684ZAR																
1.0 µF SR_____105ZAR																
1.5 µF SR30E155ZAR																
2.2 µF SR30E225ZAR																
3.3 µF SR30E335ZAR																
4.7 µF SR30E475ZAR																

For other styles, voltages, tolerances and lead lengths see Part No. Codes or contact factory.

***Other capacitance values available upon special request.**

= Industry preferred values

= SR20 only

Capacitance ranges available for SR12 and SR07 same as SR15
SR62 and SR59 same as SR21
SR64 and SR65 same as SR30
SR75 same as SR40
SR13 same as SR21

NOTE: For others voltages, tolerances, electrical specifications and NPO typical characteristics, see the AVX Multilayer Ceramic Leaded Capacitors Catalog.

AVX 500 VOLT SKYCAPS**

STYLE*	MAXIMUM CAPACITANCE VALUE C0G (NP0)	MAXIMUM CAPACITANCE VALUE X7R
SR29	900 pF	.015 µF
SR20	1800 pF	.033 µF
SR28 SR59	900 pF	.015 µF
SR13 SR21	1800 pF	.033 µF
SR30 SR61 SR65	7200 pF	.12 µF
SR40 SR75	.015 µF	.27 µF
SR22	1800 pF	.033 µF
SR27	1800 pF	.033 µF
SR76	.015 µF	.27 µF

*Consult pages 27 and 28 for style sizes.

**Voltage rating based on DWV of 150% of rated voltage.

Общество с ограниченной ответственностью «МосЧип» ИНН 7719860671 / КПП 771901001
Адрес: 105318, г.Москва, ул.Щербаковская д.3, офис 1107

Данный компонент на территории Российской Федерации

Вы можете приобрести в компании MosChip.

Для оперативного оформления запроса Вам необходимо перейти по данной ссылке:

http://moschip.ru/get-element

Вы можете разместить у нас заказ для любого Вашего проекта, будь то серийное производство или разработка единичного прибора.

В нашем ассортименте представлены ведущие мировые производители активных и пассивных электронных компонентов.

Нашей специализацией является поставка электронной компонентной базы двойного назначения, продукции таких производителей как XILINX, Intel (ex.ALTERA), Vicor, Microchip, Texas Instruments, Analog Devices, Mini-Circuits, Amphenol, Glenair.

Сотрудничество с глобальными дистрибьюторами электронных компонентов, предоставляет возможность заказывать и получать с международных складов практически любой перечень компонентов в оптимальные для Вас сроки.

На всех этапах разработки и производства наши партнеры могут получить квалифицированную поддержку опытных инженеров.

Система менеджмента качества компании отвечает требованиям в соответствии с ГОСТ Р ИСО 9001, ГОСТ РВ 0015-002 и ЭС РД 009

Офис по работе с юридическими лицами:

105318, г.Москва, ул.Щербаковская д.3, офис 1107, 1118, ДЦ «Щербаковский»

Телефон: +7 495 668-12-70 (многоканальный)

Факс: +7 495 668-12-70 (доб.304)

E-mail: info@moschip.ru

Skype отдела продаж:
moschip.ru
moschip.ru_4
moschip.ru_6
moschip.ru_9