




FEATURES

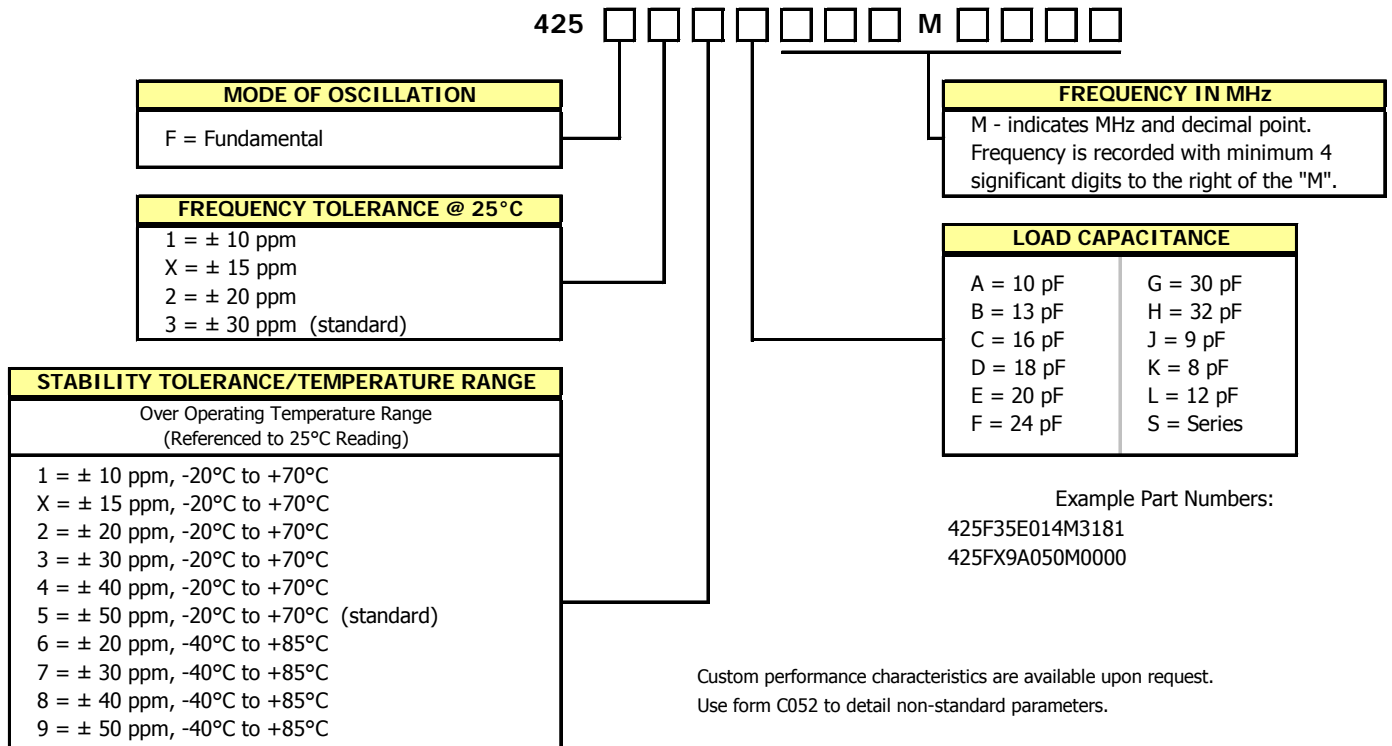
- Standard 2.5x2.0mm Surface Mount Footprint
- Stable Frequency Over Temperature and Drive Level
- **Fundamental Crystal Design**
- Frequency Range 16 – 54 MHz
- Frequency Tolerance, ± 30 ppm Standard (± 10 ppm, ± 15 ppm and ± 20 ppm available)
- Frequency Stability, ± 50 ppm Standard ($\pm 10, \pm 15, \pm 20, \pm 30$ and ± 40 ppm available)
- Operating Temperature to -40°C to $+85^{\circ}\text{C}$
- Tape & Reel Packaging, EIA-481-2 Compliant
- **RoHS/Green Compliant (6/6)**

DESCRIPTION

The Model 425 is a ceramic packaged Crystal offering reduced size, ideal for high-density circuit board applications. The Model 425 offers reliable precision and excellent shock performance in wireless telecommunication devices.



ORDERING INFORMATION



Not all performance combinations and frequencies may be available.
Contact your local CTS Representative or CTS Customer Service for availability.

ELECTRICAL CHARACTERISTICS

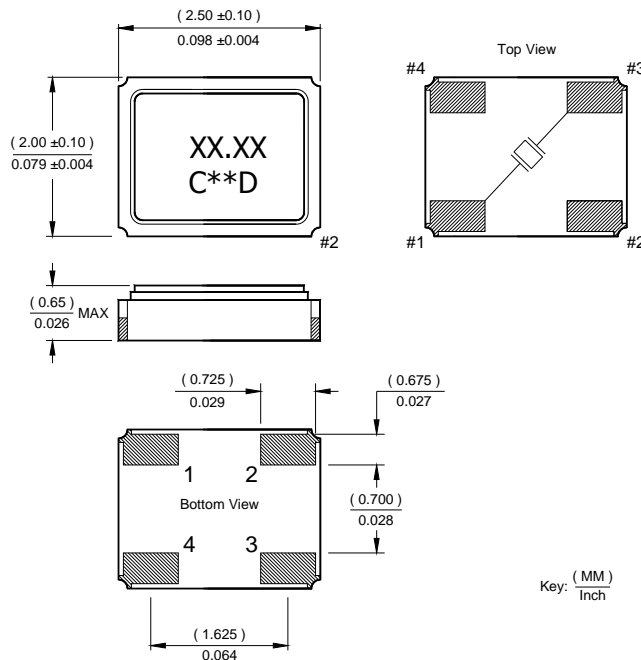
	PARAMETER	VALUE
Electrical Parameters	Operating Mode	Fundamental
	Crystal Cut	AT-Cut
	Frequency Range	16.0 MHz to 54.0 MHz
	Frequency Tolerance @ 25°C	± 30 ppm Standard (± 10 ppm, ±15 ppm and ± 20 ppm Available)
	Frequency Stability Tolerance (Operating Temperature Range, Referenced to 25°C Reading)	± 50 ppm Standard (± 10 ppm, ±15 ppm, ± 20 ppm, ± 30 ppm and ± 40 ppm Available)
	Operating Temperature Range	-20°C to +70°C Standard (-40°C to +85°C Available)
	Storage Temperature Range	-40°C to +85°C
	Equivalent Series Resistance	See ESR Table
	Load Capacitance or Resonance Mode	See Ordering Information
	Shunt Capacitance (C ₀)	5.0 pF Maximum
	Drive Level	10 μW Typical, 100 μW Maximum
	Aging @ 25°C	± 3 ppm/year maximum
	Reflow Condition, per JEDEC J-STD-020	+255°C ± 5°C, 10 Seconds Maximum

EQUIVALENT SERIES RESISTANCE TABLE

FREQUENCY RANGE	MODE of OSCILLATION	ESR Maximum
16.00 MHz - 19.999 MHz	Fundamental	100 Ohms
20.00 MHz - 29.999 MHz	Fundamental	80 Ohms
30.00 MHz - 39.999 MHz	Fundamental	80 Ohms
40.00 MHz - 54.000 MHz	Fundamental	60 Ohms

MECHANICAL SPECIFICATIONS

PACKAGE DRAWING



Notes:

1. Termination pads (e4), barrier-plating is nickel (Ni) with gold (Au) flash plate.
2. Terminations #2, #4 and the metal lid are connected internally. End user may connect these pins to circuit ground.

MARKING INFORMATION

1. XX.XX – Frequency in MHz.
2. C – CTS and Pin 1 identifier.
3. ** – Manufacturing Site Code.
4. D – Manufactured Date Code. See Table I for codes.
5. Complete CTS part number, frequency value and date code information must appear on reel and box labels.

SUGGESTED SOLDER PAD GEOMETRY

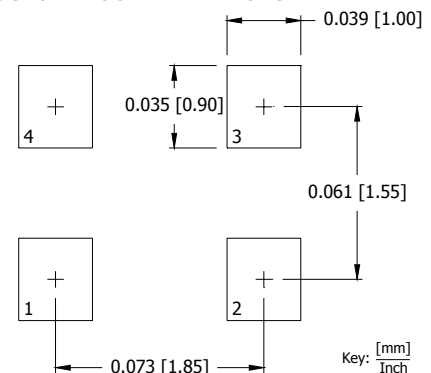
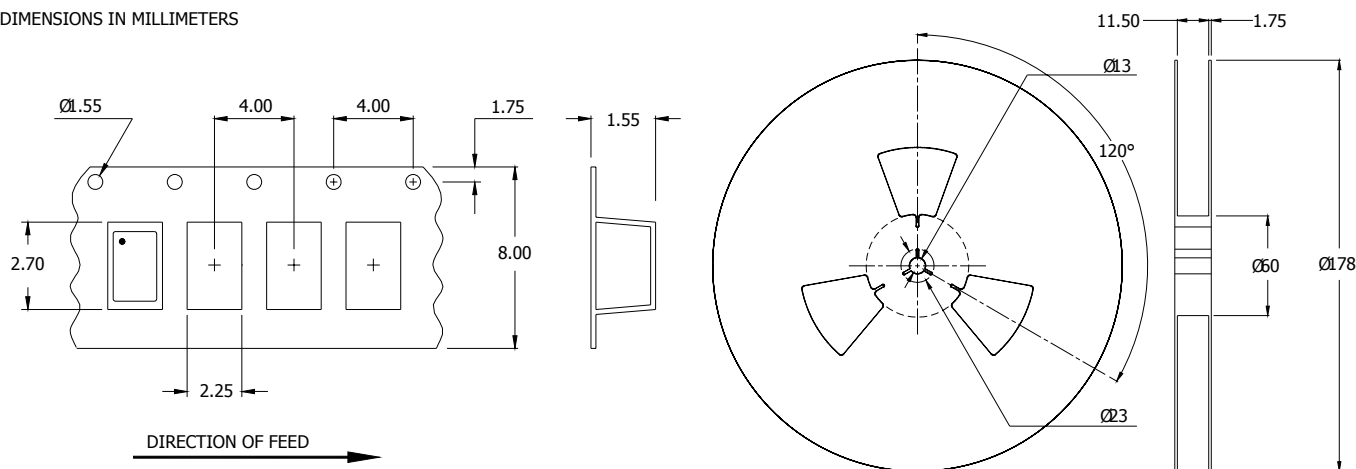


TABLE I

YEAR					MONTH											
					JAN	FEB	MAR	APR	MAY	JUN	JUL	AUG	SEP	OCT	NOV	DEC
2001	2005	2009	2013	2017	A	B	C	D	E	F	G	H	J	K	L	M
2002	2006	2010	2014	2018	N	P	Q	R	S	T	U	V	W	X	Y	Z
2003	2007	2011	2015	2019	a	b	c	d	e	f	g	h	j	k	l	m
2004	2008	2012	2016	2020	n	p	q	r	s	t	u	v	w	x	y	z

TAPE AND REEL INFORMATION

DIMENSIONS IN MILLIMETERS



Device quantity is 3,000 pieces minimum per 178mm reel.

ENVIRONMENTAL SPECIFICATIONS

Temperature Cycle:	400 cycles from -55°C to $+125^{\circ}\text{C}$, 10 minute dwell at each temperature, 1 minute transfer time between temperatures.
Mechanical Shock:	1,500g's, 0.5mS duration, $\frac{1}{2}$ sinewave, 3 shocks each direction along 3 mutually perpendicular planes (18 total shocks).
Sinusoidal Vibration:	0.06 inches double amplitude, 10 to 55 Hz and 20g's, 55 to 2,000 Hz, 3 cycles each in 3 mutually perpendicular planes (9 times total).
Gross Leak:	No leak shall appear while immersed in an FC40 or equivalent liquid at $+125^{\circ}\text{C}$ for 20 seconds.
Fine Leak:	Mass spectrometer leak rates less than 2×10^{-8} ATM cc/sec air equivalent.
Resistance to Solder Heat:	Product must survive 3 reflows of $+260^{\circ}\text{C}$ peak, 10 seconds maximum.
High Temperature Operating Bias:	2,000 hours at $+125^{\circ}\text{C}$, disregarding frequency shift.
Frequency Aging:	1,000 hours at $+85^{\circ}\text{C}$, maximum ± 5 ppm shift.
Insulation Resistance:	500M Ohms @ $100\text{V}_{\text{DC}} \pm 15\text{V}_{\text{DC}}$.
Moisture Sensitivity Level:	Level 1 per JEDEC J-STD-020.

Данный компонент на территории Российской Федерации

Вы можете приобрести в компании MosChip.

Для оперативного оформления запроса Вам необходимо перейти по данной ссылке:

<http://moschip.ru/get-element>

Вы можете разместить у нас заказ для любого Вашего проекта, будь то серийное производство или разработка единичного прибора.

В нашем ассортименте представлены ведущие мировые производители активных и пассивных электронных компонентов.

Нашей специализацией является поставка электронной компонентной базы двойного назначения, продукции таких производителей как XILINX, Intel (ex.ALTERA), Vicor, Microchip, Texas Instruments, Analog Devices, Mini-Circuits, Amphenol, Glenair.

Сотрудничество с глобальными дистрибьюторами электронных компонентов, предоставляет возможность заказывать и получать с международных складов практически любой перечень компонентов в оптимальные для Вас сроки.

На всех этапах разработки и производства наши партнеры могут получить квалифицированную поддержку опытных инженеров.

Система менеджмента качества компании отвечает требованиям в соответствии с ГОСТ Р ИСО 9001, ГОСТ РВ 0015-002 и ЭС РД 009

Офис по работе с юридическими лицами:

105318, г.Москва, ул.Щербаковская д.3, офис 1107, 1118, ДЦ «Щербаковский»

Телефон: +7 495 668-12-70 (многоканальный)

Факс: +7 495 668-12-70 (доб.304)

E-mail: info@moschip.ru

Skype отдела продаж:

moschip.ru

moschip.ru_4

moschip.ru_6

moschip.ru_9