THIS DRAWING IS UNPUBLISHED. RELEASED FOR PUBLICATION 20
© COPYRIGHT 20 BY - ALL RIGHTS RESERVED.

LOC	DIST
ES	00

REVISIONS

P	LTR	DESCRIPTION	DATE	DWN	APVD
	L1	REVISED FOR 2-6	14MAY2014	CZ	SZ
	L5	ADD NEW DASH NUMBER 3-4	22SEP2014	CZ	SZ
	L6	ADD 3-6 PER ECO-14-018856	31DEC2014	CZ	SZ

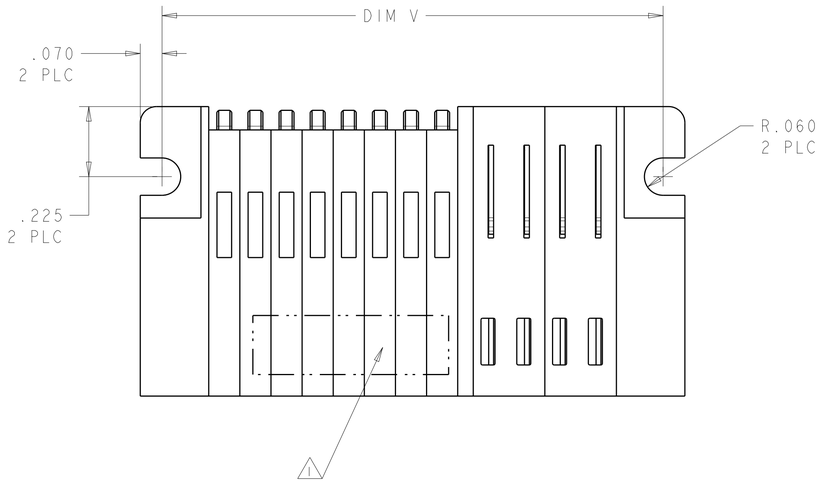

1. "AMP", PART NUMBER AND DATE CODE TO BE MARKED IN AREA SHOWN PARTS UNDER 2.00 LONG MAY BE MARKED ON BOTH SIDES
2. MATERIAL: HOUSING - GLASS FILLED HIGH TEMP THERMO PLASTIC,BLACK, UL94 V-O
   SIGNAL CONTACT - HIGH CONDUCTIVITY COPPER ALLOY
   POWER CONTACT - HIGH CONDUCTIVITY COPPER ALLOY
3. CONTACT PLATING: NOBLE METAL PLATING ON CONTACT FUNCTIONAL AREA OF POWER AND SIGNAL CONTACTS
4. MECHANICAL CONNECTOR KEEP OUT ZONE
5. DATUM AND BASIC DIMENSIONS ESTABLISHED BY CUSTOMER
6. PCB - ALL HOLE DIAMETERS ARE FINISHED HOLE SIZES
7. PCB - 0.0453 ±.0010 DRILLLED HOLES PLATED WITH .0003 MIN Sn OVER .001 TO .003 Cu PLATING TO ACHIEVE A .040 ±.030 HOLE
8. FOR "S+P" CONFIGURATION ,VARIABLE DIMENSIONS PLEASE REFER TO SHEET 2.
9. VARIABLE DIMENSIONS PLEASE SEE TABLE.

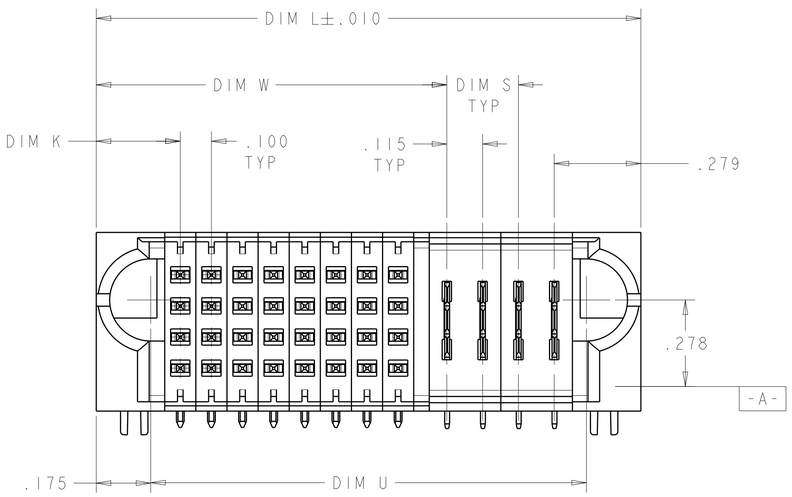

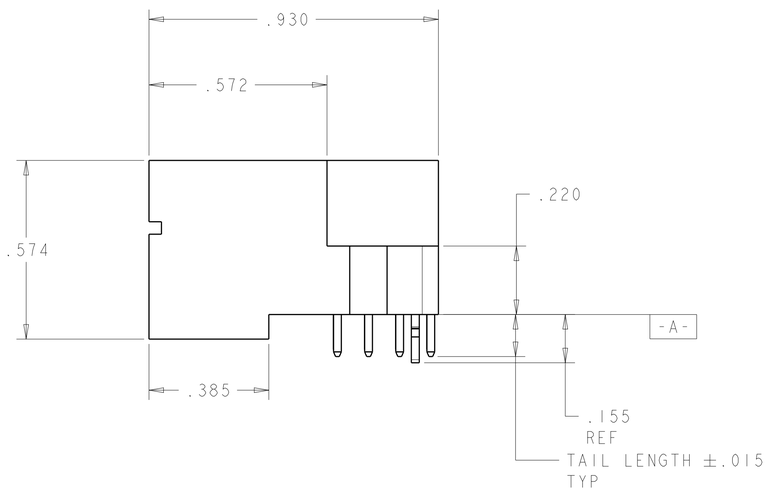

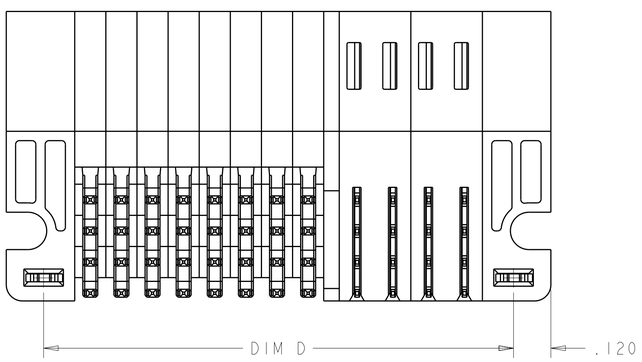

THIS DRAWING IS A CONTROLLED DOCUMENT.

DIMENSIONS: INCHES

TOLERANCES UNLESS OTHERWISE SPECIFIED:
0 PLC ±-
1 PLC ±-
2 PLC ±.01
3 PLC ±.005
4 PLC ±.0020
ANGLES ±2°

MATERIAL - 2
FINISH - 3

DWN C.ZHOU 15OCT2007
CHK S.ZHAO 15OCT2007
APVD S.YAO
PRODUCT SPEC 108-2292
APPLICATION SPEC 108-13038
WEIGHT -

TE Connectivity

NAME R/A HEADER WITH SHORT GUIDES AND LP CONTACTS ASSEMBLY MULTI-BEAM XLE

SIZE A1 | CAGE CODE 00779 | DRAWING NO C-6450831 | RESTRICTED TO -

Customer Drawing | SCALE 4:1 | SHEET 1 OF 17 | REV L7

4805 (3/11)

THIS DRAWING IS UNPUBLISHED. RELEASED FOR PUBLICATION 20
© COPYRIGHT 20 BY - ALL RIGHTS RESERVED.

LOC	DIST
ES	00

REVISIONS

P	LTR	DESCRIPTION	DATE	DWN	APVD
	-	SEE SHEET 1	-	-	-

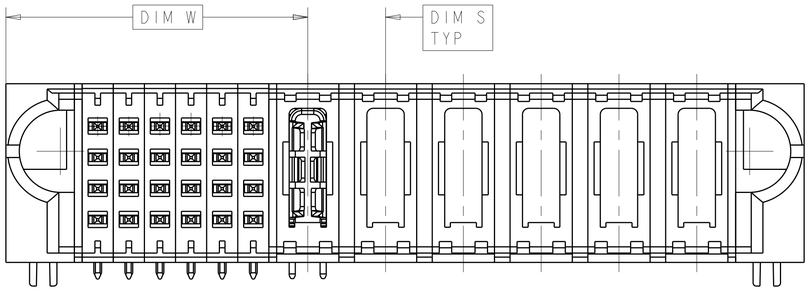

8 FOR "S+P" CONFIGURATION
UNSPECIFIED DIMENSIONS REFER TO SHEET 1

DIM D	DIM V	DIM U	DIM S	DIM W	DIM K	DIM L	DESCRIPTION	PART NUMBER
.600	.700	.490	-	-	.270	.840	16S	3-6450831-6
3.800	3.900	3.690	.200	3.120	.270	4.040	112S + 4HDP	3-6450831-4
2.920	3.020	2.810	.250 9	.845 9	.270	3.160	20S + 4P + 3LP	3-6450831-0
2.250	2.350	2.140	.200 8	.745 8	.270	2.490	16S + 8HDP	2-6450831-9
3.450	3.550	3.340	.300 8	1.220 8	.270	3.690	32S + 8ACP	2-6450831-8
2.250	2.350	2.140	.300 8	1.220 8	.270	2.490	32S + 4ACP	2-6450831-7
1.750	1.850	1.640	9	.745 8	.270	1.990	16S + 4P	2-6450831-6
4.125	4.225	4.015	.375 8	.995 8	.270	4.365	24S + 9P	2-6450831-5
2.800	2.900	2.690	.250 8	.945 8	.270	3.040	24S + 8P	2-6450831-4
3.225	3.325	3.115	.200 8	.945 8	.270	3.465	24S + 12HDP	2-6450831-3
4.400	4.500	4.290	8 - 9	1.995	.270	4.64	64S+4P+2HDP+5P	2-6450831-2
.875	.975	.765	-	-	.345	1.115	24S	2-6450831-1
.875	.975	.765	-	-	.345	1.115	24S	2-6450831-0
1.625	1.725	1.515	.200 8	.945 8	.270	1.865	24S + 4P	1-6450831-9
3.600	3.700	3.490	.250	.770	.295	3.840	16S + 12P	1-6450831-8
3.100	3.200	2.990	.250	.770	.295	3.340	16S + 10P	1-6450831-7
3.100	3.200	2.990	.250	.770	.295	3.340	16S + 10P	1-6450831-6
.600	.700	.490	-	-	.270	.840	16S	1-6450831-5
4.500	4.600	4.390	.250 8	1.145 8	.270	4.74	32S + 14P	1-6450831-4
3.250	3.350	3.140	.225 8	1.145 8	.270	3.490	32S + 10P	1-6450831-3
3.300	3.400	3.190	9	1.170 8	.270	3.540	32S + 10P	1-6450831-2
.800	.900	.690	-	-	.270	1.040	24S	1-6450831-1
2.325	2.425	2.215	.250 8	.970 8	.295	2.565	24S + 6P	6450831-9
2.825	2.925	2.715	.250 8	.970 8	.295	3.065	24S + 8P	6450831-7
2.325	2.425	2.215	.250 8	.970 8	.295	2.565	24S + 6P	6450831-6
2.000	2.100	1.890	-	-	.270	2.240	72S	6450831-5
.800	.900	.690	-	-	.270	1.040	24S	6450831-4
5.405	5.505	5.295	-	5.2275	.295	5.645	196S + 2LP	6450831-3
1.510	1.610	1.400	.230	1.1275	.270	1.750	32S + 4LP	6450831-1

THIS DRAWING IS A CONTROLLED DOCUMENT.

DIMENSIONS: INCHES

TOLERANCES UNLESS OTHERWISE SPECIFIED:
0 PLC ±-
1 PLC ±-
2 PLC ±.01
3 PLC ±.005
4 PLC ±.0020
ANGLES ±2°

MATERIAL - - -
FINISH - - -

DWN C. ZHOU 15OCT2007
CHK S. ZHAO 15OCT2007
APVD S. YAO -
PRODUCT SPEC 108-2292
APPLICATION SPEC 108-13038
WEIGHT -

TE Connectivity

NAME R/A HEADER WITH SHORT GUIDES AND LP CONTACTS ASSEMBLY MULTI-BEAM XLE

SIZE	CAGE CODE	DRAWING NO	RESTRICTED TO
A1	00779	C-6450831	-

Customer Drawing SCALE 4:1 SHEET 2 OF 17 REV L7

THIS DRAWING IS UNPUBLISHED. RELEASED FOR PUBLICATION 20
© COPYRIGHT 20 BY - ALL RIGHTS RESERVED.

LOC	DIST
ES	00

REVISIONS

P	LTR	DESCRIPTION	DATE	DWN	APVD
	-	SEE SHEET 1	-	-	-

PART NUMBER	ROWS	SIGNAL 1	2	3	4	5	6	7	8	POWER P1	P2	P3	P4
6450831-1	D	J	J	J	J	J	J	J	J	LM	LM	LM	LM
	C	K	K	K	K	K	K	K	K				
	B	N	N	N	N	N	N	N	N				
	A	S	S	S	S	S	S	S	S				
32S + 4LP		HD											HD

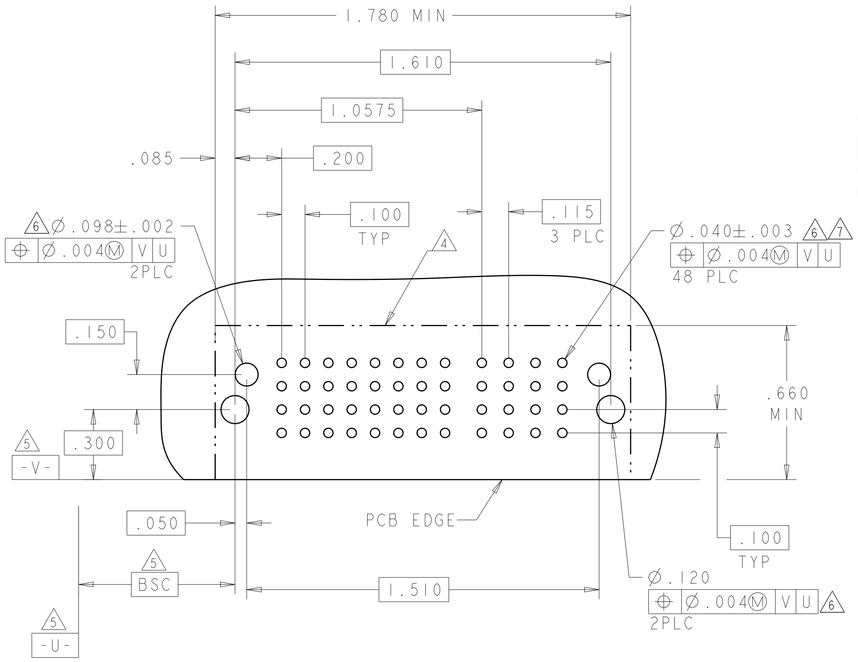

PART NUMBER	ROWS	SIGNAL CONTACT S1	S2	S3	S4	S5	S6	S7	S8	S9	S10	S11	S12	S13	S14	S15	S16	S17	S18	S19	S20	S21	S22	S23	S24	S25	S26	S27	S28	S29	S30	S31	S32	S33	S34	S35	S36	S37	S38	S39	S40	S41	S42	S43	S44	S45	S4	S47	S48	S49	POWER LP1	LP2
6450831-3	D	J	J	J	J	J	J	J	J	J	J	J	J	J	J	J	J	J	J	J	J	J	J	J	J	J	J	J	J	J	J	J	J	J	J	J	J	J	J	J	J	J	J	J	J	J	J	J	J	J	J	J		
	C	K	K	K	K	K	K	K	K	K	K	K	K	K	K	K	K	K	K	K	K	K	K	K	K	K	K	K	K	K	K	K	K	K	K	K	K	K	K	K	K	K	K	K	K	K	K	K	K	K	K	K		LM
	B	N	N	N	N	N	N	N	N	N	N	N	N	N	N	N	N	N	N	N	N	N	N	N	N	N	N	N	N	N	N	N	N	N	N	N	N	N	N	N	N	N	N	N	N	N	N	N	N	N	N	N		
	A	S	S	S	S	S	S	S	S	S	S	S	S	S	S	S	S	S	S	S	S	S	S	S	S	S	S	S	S	S	S	S	S	S	S	S	S	S	S	S	S	S	S	S	S	S	S	S	S	S	S	S		
196S + 2LP		HD																																																			HD

NO CONTACT LOADED

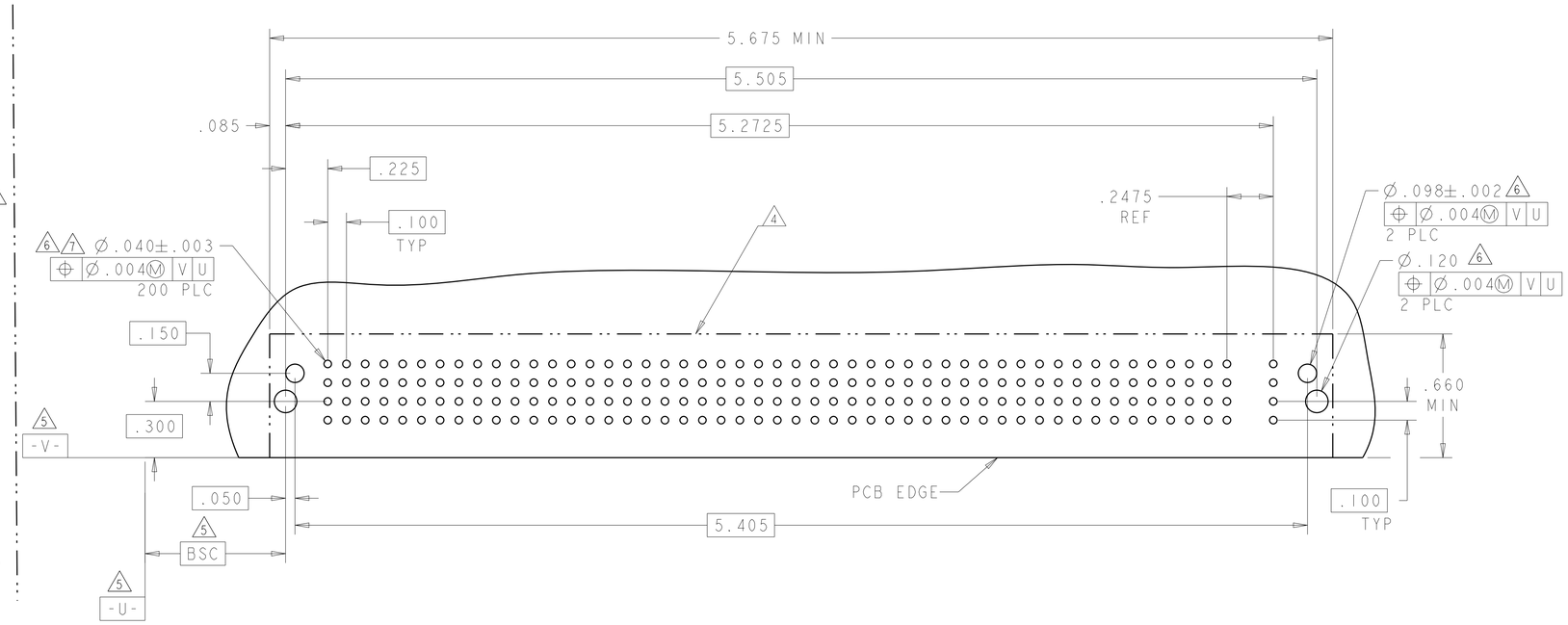

PART NUMBER	ROWS	SIGNAL 1	2	3	4	5	6
6450831-4	D	E	E	E	E	E	E
	C	F	F	F	F	F	F
	B	G	G	G	G	G	G
	A	S	S	S	S	S	S
24S							

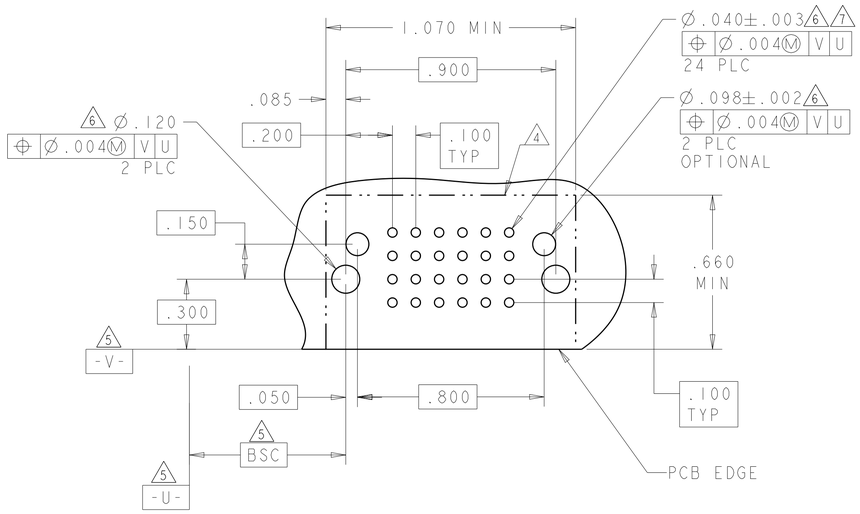

DESCRIPTION	IDENTIFIER
MFBL SIGNAL CONTACT, .135 TAIL LENGTH, ROW A	FS
MLBF SIGNAL CONTACT, .135 TAIL LENGTH, ROW D	E
MLBF SIGNAL CONTACT, .135 TAIL LENGTH, ROW C	F
MLBF SIGNAL CONTACT, .135 TAIL LENGTH, ROW B	G
MLBF SIGNAL CONTACT, .135 TAIL LENGTH, ROW A	H
STANDARD SIGNAL CONTACT, .135 TAIL LENGTH, ROW D	J
STANDARD SIGNAL CONTACT, .135 TAIL LENGTH, ROW C	K
STANDARD SIGNAL CONTACT, .135 TAIL LENGTH, ROW B	N
STANDARD SIGNAL CONTACT, .135 TAIL LENGTH, ROW A	S
3 BEAM STD POWER CONTACT, .135 TAIL LENGTH	TM
LOWER POWER CONTACT, .135 TAIL LENGTH,MFBL	LMF
LOWER POWER CONTACT, .135 TAIL LENGTH,STD	LM

THIS DRAWING IS A CONTROLLED DOCUMENT.

DIMENSIONS: INCHES

TOLERANCES UNLESS OTHERWISE SPECIFIED:
0 PLC ±-
1 PLC ±-
2 PLC ±.01
3 PLC ±.005
4 PLC ±.0020
ANGLES ±2°

MATERIAL - -
FINISH - -

DWN C.ZHOU 15OCT2007
CHK S.ZHAO 15OCT2007
APVD S.YAO -
PRODUCT SPEC 108-2292
APPLICATION SPEC 108-13038
WEIGHT -

TE Connectivity

NAME R/A HEADER WITH SHORT GUIDES AND LP CONTACTS ASSEMBLY MULTI-BEAM XLE

SIZE	CAGE CODE	DRAWING NO	RESTRICTED TO
A1	00779	C-6450831	-

Customer Drawing SCALE 4:1 SHEET 3 OF 17 REV L7

4805 (3/11)

THIS DRAWING IS UNPUBLISHED. RELEASED FOR PUBLICATION 20
© COPYRIGHT 20 BY - ALL RIGHTS RESERVED.

LOC	DIST
ES	00

REVISIONS

P	LTR	DESCRIPTION	DATE	DWN	APVD
	-	SEE SHEET 1	-	-	-

PART NUMBER	ROWS	SIGNAL 1	2	3	4	5	6	7	8	9	10	11	12	13	14	15	16	17	18
6450831-5	D	E	E	E	E	E	E	E	E	E	E	E	E	E	E	E	E	E	E
	C	F	F	F	F	F	F	F	F	F	F	F	F	F	F	F	F	F	F
	B	G	G	G	G	G	G	G	G	G	G	G	G	G	G	G	G	G	G
	A	S	S	S	S	S	S	S	S	S	S	S	S	S	S	S	S	S	S
72S																			

PART NUMBER	ROWS	SIGNAL 1	2	3	4	5	6	POWER P1	P2	P3	P4	P5	P6
6450831-6	D	J	J	J	J	J	J	TM	TM	TM	TM	TM	TM
	C	K	K	K	K	K	K						
	B	N	N	N	G	N	N						
	A	S	S	S	H	S	S						
24S + 6P													

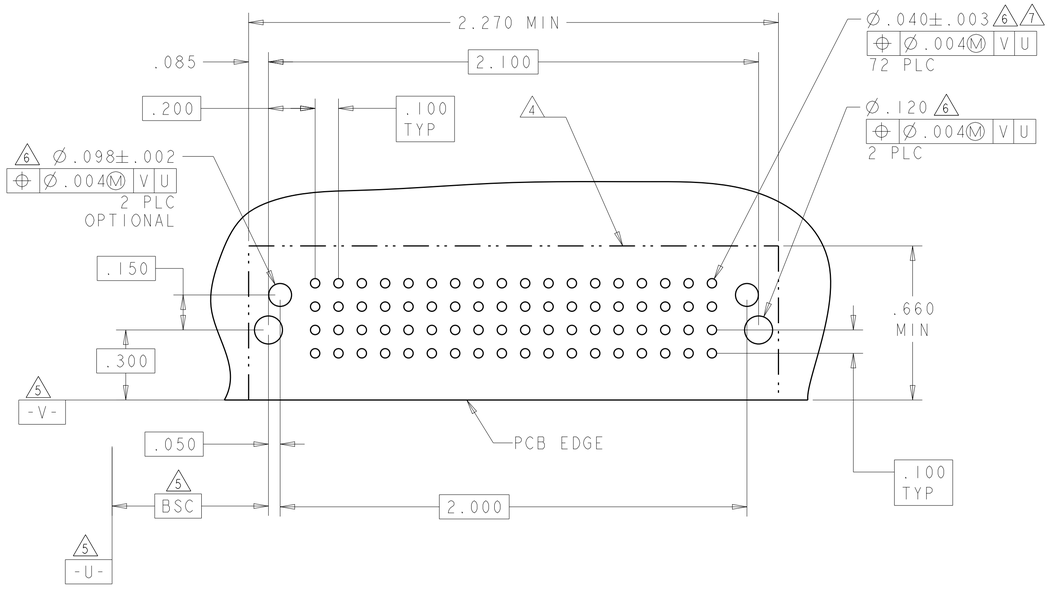

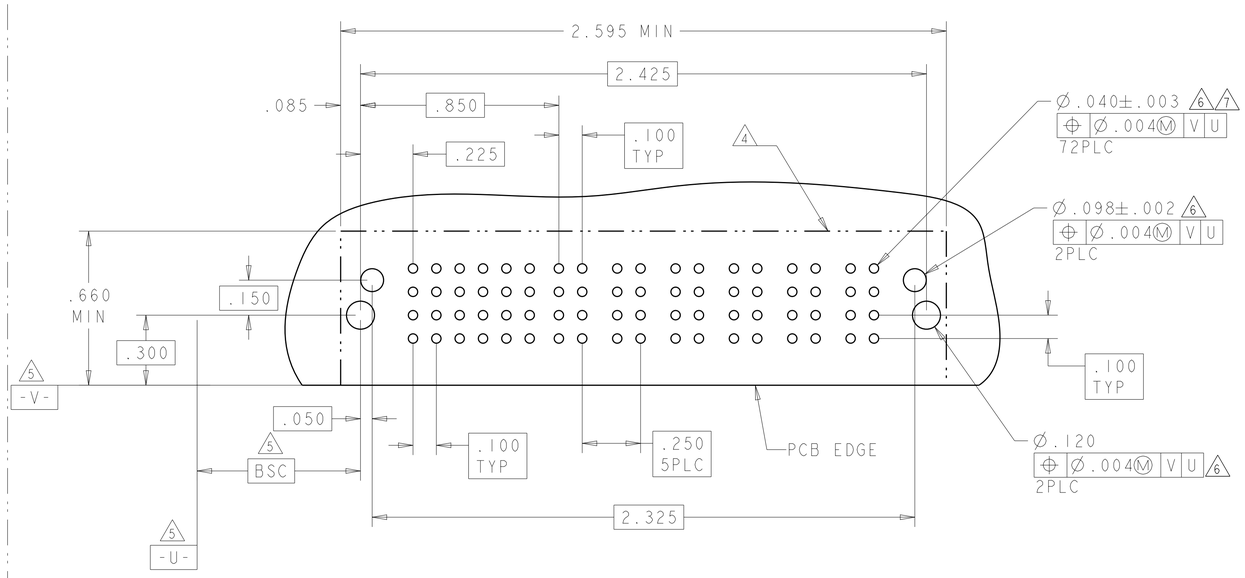

THIS DRAWING IS A CONTROLLED DOCUMENT.

DIMENSIONS: INCHES

TOLERANCES UNLESS OTHERWISE SPECIFIED:
0 PLC ±-
1 PLC ±-
2 PLC ±.01
3 PLC ±.005
4 PLC ±.0020
ANGLES ±2°

MATERIAL - -
FINISH - -

DWN C.ZHOU 15OCT2007
CHK S.ZHAO 15OCT2007
APVD S.YAO -
PRODUCT SPEC 108-2292
APPLICATION SPEC 108-13038
WEIGHT -

TE Connectivity

NAME R/A HEADER WITH SHORT GUIDES AND LP CONTACTS ASSEMBLY MULTI-BEAM XLE

SIZE A1 | CAGE CODE 00779 | DRAWING NO C-6450831 | RESTRICTED TO -

Customer Drawing | SCALE 4:1 | SHEET 4 OF 17 | REV L7

THIS DRAWING IS UNPUBLISHED. RELEASED FOR PUBLICATION 20
© COPYRIGHT 20 BY - ALL RIGHTS RESERVED.

LOC	DIST
ES	00

REVISIONS

P	LTR	DESCRIPTION	DATE	DWN	APVD
	-	SEE SHEET 1	-	-	-

PART NUMBER	ROWS	SIGNAL 1	2	3	4	5	6	POWER P1	P2	P3	P4	P5	P6	P7	P8
6450831-7	D	J	J	J	J	J	J	TM	TM	TM	TM	TM	TM	TM	TM
	C	K	K	K	K	K	K								
	B	N	N	N	G	N	N								
	A	S	S	S	H	S	S								
24S + 8P															

ASSY PART NUMBER	ROWS	SIGNAL 1	2	3	4	5	6	POWER P1	P2	P3	P4	P5	P6
6450831-9	D	J	J	J	J	J	J	TM	TM	TM	TM	TM	TM
	C	K	K	K	K	K	K						
	B	N	N	N	N	N	N						
	A	S	S	S	S	S	S						
24S + 6P													

HD HD

REMARK:
LAYOUT OF 6450831-9 IS THE SAME AS 6450831-6.

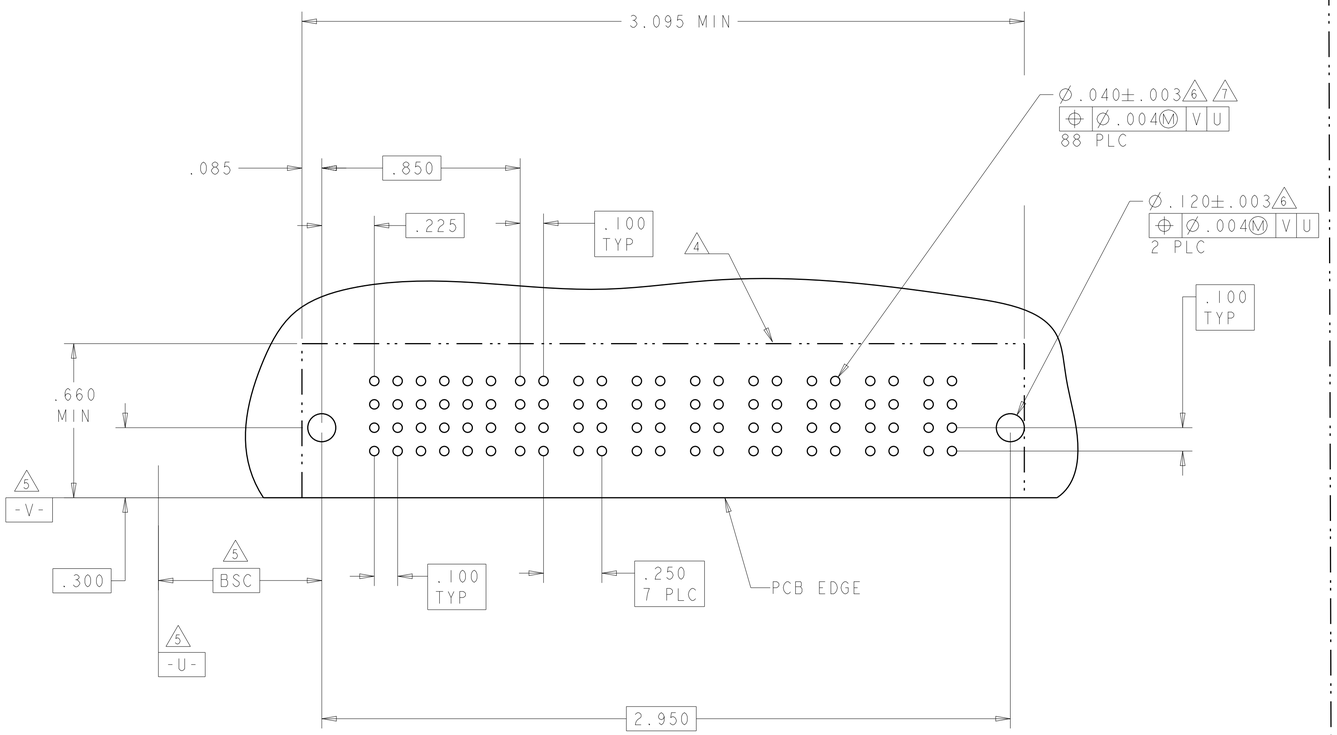

THIS DRAWING IS A CONTROLLED DOCUMENT.

DIMENSIONS: INCHES

TOLERANCES UNLESS OTHERWISE SPECIFIED:
0 PLC ±-
1 PLC ±-
2 PLC ±.01
3 PLC ±.005
4 PLC ±.0020
ANGLES ±2°

MATERIAL - -
FINISH - -

DWN C.ZHOU 15OCT2007
CHK S.ZHAO 15OCT2007
APVD S.YAO -
PRODUCT SPEC 108-2292
APPLICATION SPEC 108-13038
WEIGHT -

TE Connectivity

NAME R/A HEADER WITH SHORT GUIDES AND LP CONTACTS ASSEMBLY MULTI-BEAM XLE

SIZE	CAGE CODE	DRAWING NO	RESTRICTED TO
A1	00779	C-6450831	-

Customer Drawing SCALE 4:1 SHEET 5 OF 17 REV L7

4805 (3/11)

THIS DRAWING IS UNPUBLISHED. RELEASED FOR PUBLICATION 20
© COPYRIGHT 20 BY - ALL RIGHTS RESERVED.

LOC	DIST
ES	00

REVISIONS

P	LTR	DESCRIPTION	DATE	DWN	APVD
	-	SEE SHEET 1	-	-	-

PART NUMBER	ROWS		SIGNAL 1	2	3	4	5	6	
1-6450831-1	D		E	E	E	E	E	E	
	C		F	F	F	F	F	F	
	B		G	G	G	G	G	G	
	A	HD	S	S	S	S	S	S	HD
24S									

PART NUMBER	ROWS		SIGNAL 1	2	3	4	5	6	7	8	POWER P1	P2	P3	P4	P5	P6	P7	P8	P9	P10	
1-6450831-2	D		J	J	J	J	J	J	J	J											
	C		K	K	K	K	K	K	K	K	TM	TM	TM	TM	TM	TM	TM	TM	TM	TM	
	B		N	N	N	N	N	N	N	N											
	A	HD	H	H	H	H	H	H	H	H											HD
32S + 10P																					

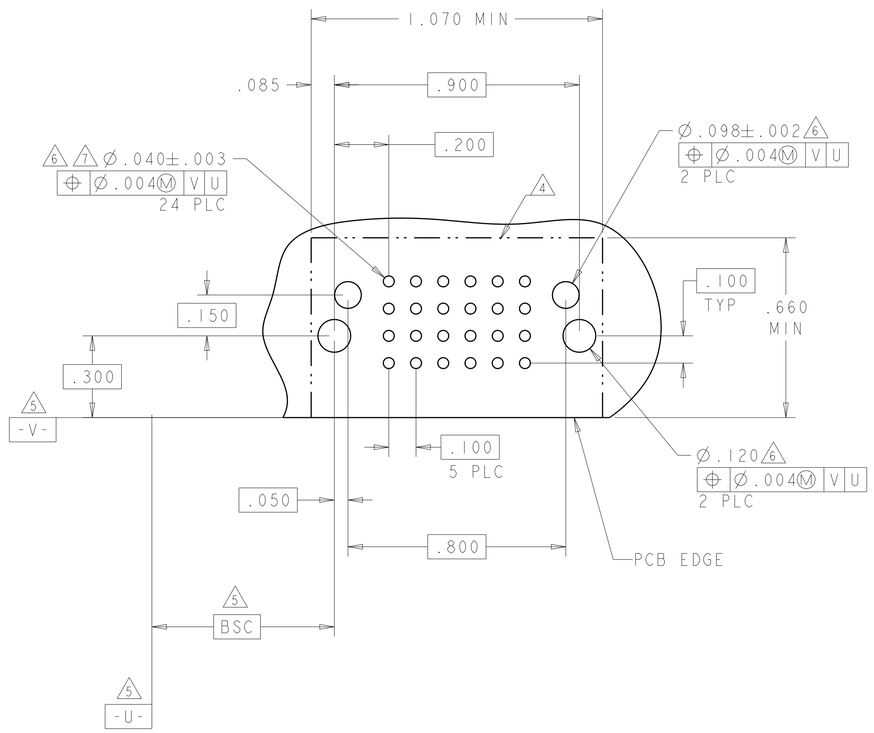

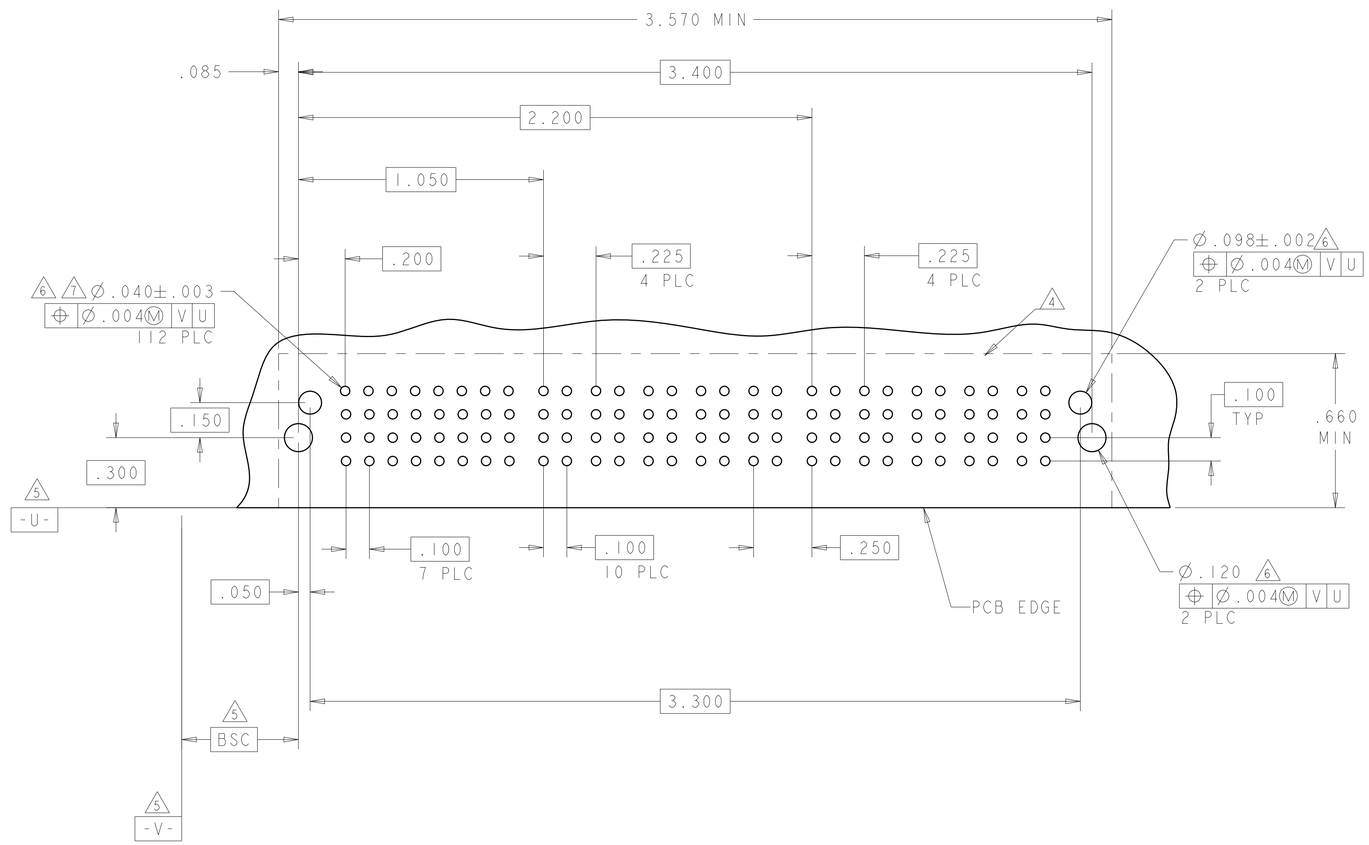

THIS DRAWING IS A CONTROLLED DOCUMENT.

DIMENSIONS: INCHES

TOLERANCES UNLESS OTHERWISE SPECIFIED:
0 PLC ±-
1 PLC ±-
2 PLC ±.01
3 PLC ±.005
4 PLC ±.0020
ANGLES ±2°

MATERIAL - -
FINISH - -

DWN C.ZHOU 15OCT2007
CHK S.ZHAO 15OCT2007
APVD S.YAO -
PRODUCT SPEC 108-2292
APPLICATION SPEC 108-13038
WEIGHT -

TE Connectivity

NAME R/A HEADER WITH SHORT GUIDES AND LP CONTACTS ASSEMBLY MULTI-BEAM XLE

SIZE A1 | CAGE CODE 00779 | DRAWING NO C-6450831 | RESTRICTED TO -

Customer Drawing | SCALE 4:1 | SHEET 6 OF 17 | REV L7

THIS DRAWING IS UNPUBLISHED. RELEASED FOR PUBLICATION 20
© COPYRIGHT 20 BY - ALL RIGHTS RESERVED.

LOC	DIST
ES	00

REVISIONS

P	LTR	DESCRIPTION	DATE	DWN	APVD
	-	SEE SHEET 1	-	-	-

PART NUMBER	ROWS		SIGNAL 1	2	3	4	5	6	7	8	POWER P1	P2	P3	P4	P5	P6	P7	P8	P9	P10	
1-6450831-3	D		J	J	J	J	J	J	J	J	TM	TM	TM	TM	TM	TM	TM	TM	TM	TM	
	C		K	K	K	K	K	K	K	K											
	B		N	N	N	N	N	N	N	N											
	A	HD	H	H	H	H	H	H	H	H											HD
32S + 10P																					

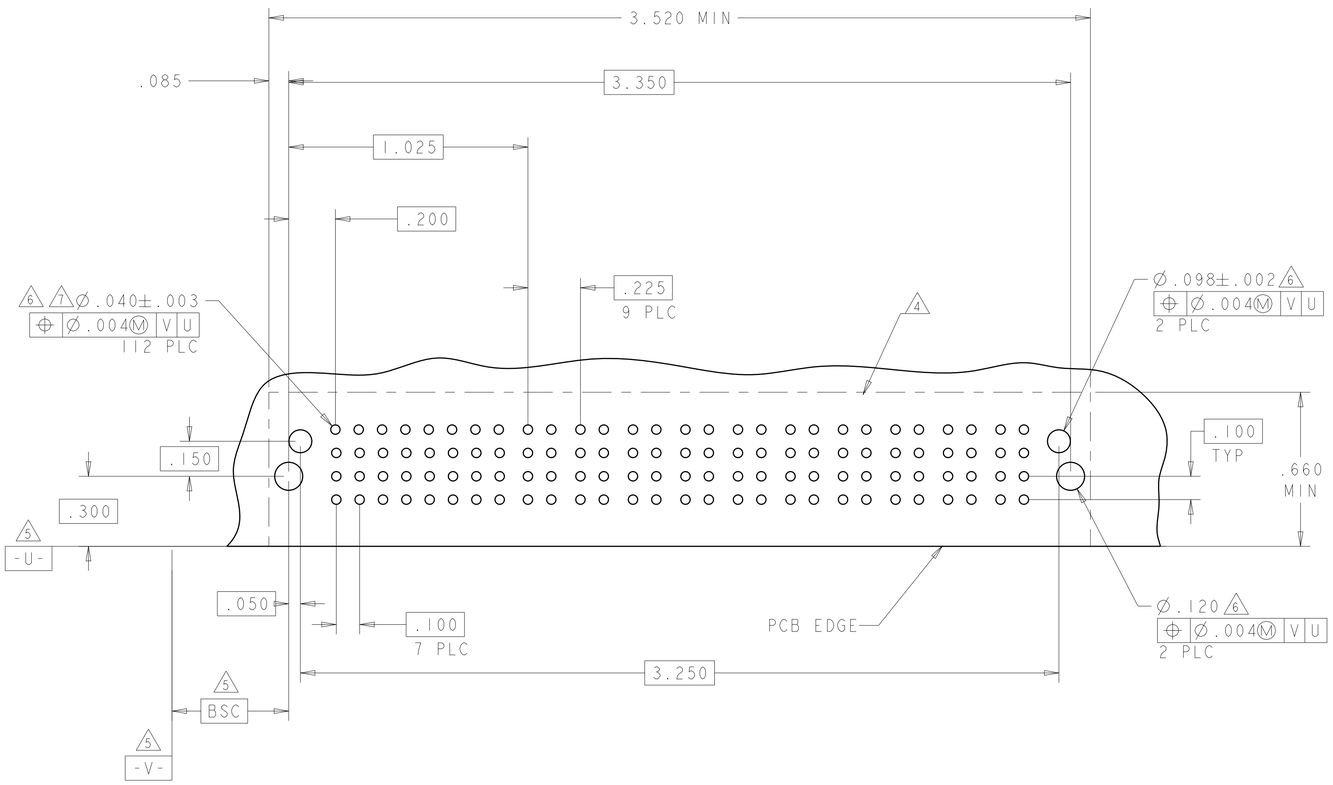

THIS DRAWING IS A CONTROLLED DOCUMENT.

DIMENSIONS: INCHES

TOLERANCES UNLESS OTHERWISE SPECIFIED:
0 PLC ±-
1 PLC ±-
2 PLC ±.01
3 PLC ±.005
4 PLC ±.0020
ANGLES ±2°

MATERIAL - - -
FINISH - - -

DWN C. ZHOU 15OCT2007
CHK S. ZHAO 15OCT2007
APVD S. YAO -
PRODUCT SPEC 108-2292
APPLICATION SPEC 108-13038
WEIGHT -

TE Connectivity

NAME R/A HEADER WITH SHORT GUIDES AND LP CONTACTS ASSEMBLY MULTI-BEAM XLE

SIZE	CAGE CODE	DRAWING NO	RESTRICTED TO
A1	00779	C-6450831	-

Customer Drawing | SCALE 4:1 | SHEET 7 OF 17 | REV L7

4805 (3/11)

THIS DRAWING IS UNPUBLISHED. RELEASED FOR PUBLICATION 20
© COPYRIGHT 20 BY - ALL RIGHTS RESERVED.

LOC	DIST
ES	00

REVISIONS

P	LTR	DESCRIPTION	DATE	DWN	APVD
	-	SEE SHEET 1	-	-	-

ASSY PART NUMBER	ROWS	SIGNAL 1	2	3	4	5	6	7	8	POWER P1	P2	P3	P4	P5	P6	P7	P8	P9	P10	P11	P12	P13	P14
1-6450831-4	D	J	J	J						TM	TM			TM	TM			TM	TM			TM	TM
	C	K	F	F																			
	B	N	N	N																			
	A	S	S	S																			
32S + 14P																							

HD HD

H3

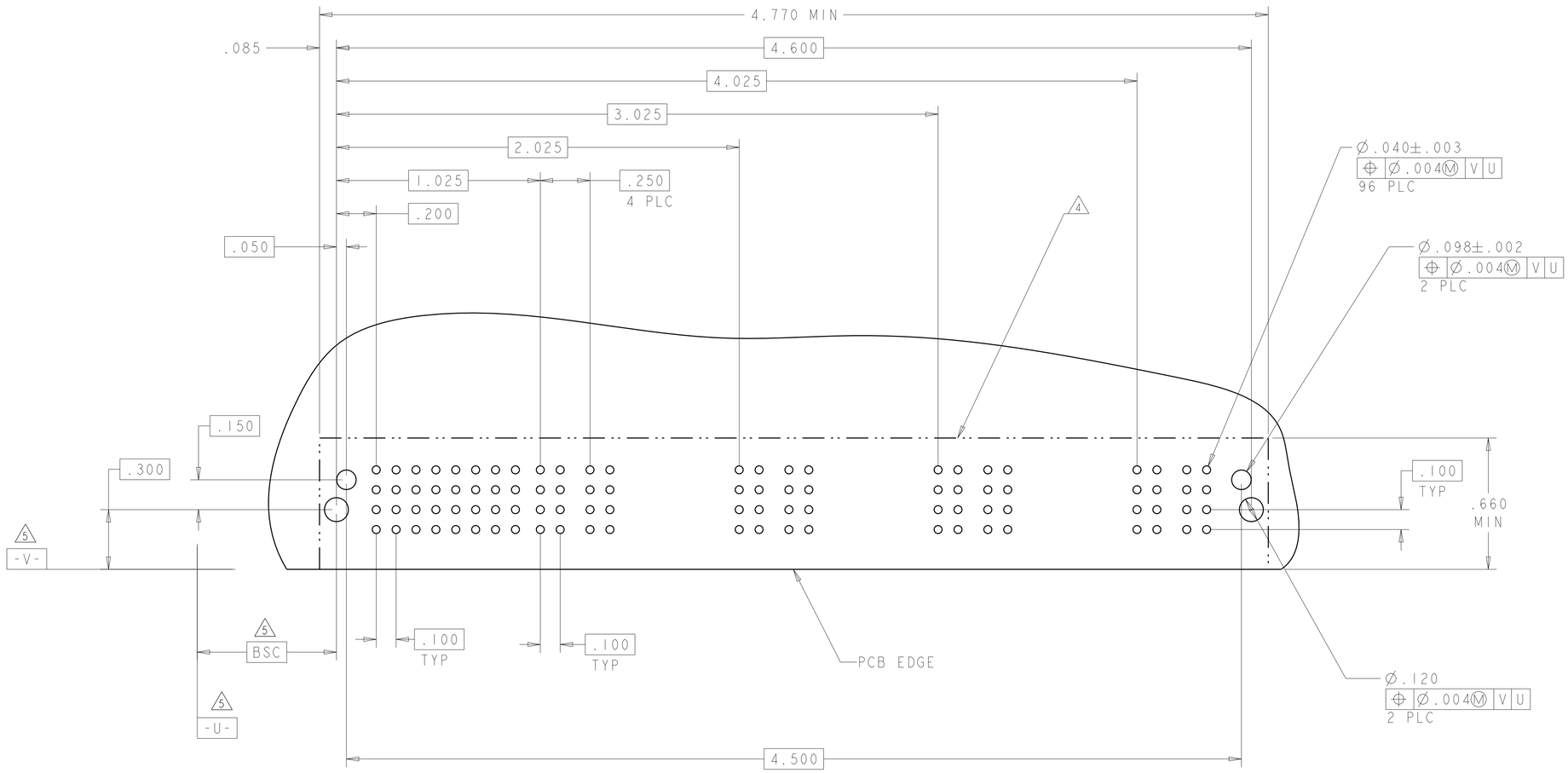

THIS DRAWING IS A CONTROLLED DOCUMENT.

DIMENSIONS: INCHES

TOLERANCES UNLESS OTHERWISE SPECIFIED:
0 PLC ±-
1 PLC ±-
2 PLC ±.01
3 PLC ±.005
4 PLC ±.0020
ANGLES ±2°

MATERIAL - -
FINISH - -

DWN C. ZHOU 15OCT2007
CHK S. ZHAO 15OCT2007
APVD S. YAO -
PRODUCT SPEC 108-2292
APPLICATION SPEC 108-13038
WEIGHT -

TE Connectivity

NAME R/A HEADER WITH SHORT GUIDES AND LP CONTACTS ASSEMBLY MULTI-BEAM XLE

SIZE	CAGE CODE	DRAWING NO	RESTRICTED TO
A1	00779	C-6450831	-

Customer Drawing

SCALE	SHEET	OF	REV
4:1	8	17	L7

4805 (3/11)

THIS DRAWING IS UNPUBLISHED. RELEASED FOR PUBLICATION 20
© COPYRIGHT 20 BY - ALL RIGHTS RESERVED.

LOC	DIST
ES	00

REVISIONS

P	LTR	DESCRIPTION	DATE	DWN	APVD
	-	SEE SHEET 1	-	-	-

PART NUMBER	ROWS		SIGNAL 1	2	3	4	
1-6450831-5	D		E	E	E	E	
	C		F	F	F	F	
	B		G	G	G	G	
	A	HD	H	H	H	S	HD
16S							

PART NUMBER	ROWS		SIGNAL 1	2	3	4	
3-6450831-6	D		E	E	J	J	
	C		K	K	K	K	
	B		N	N	N	N	
	A	HD	S	S	S	S	HD
16S							

H7

PART NUMBER	ROWS		SIGNAL 1	2	3	4	POWER P1	P2	P3	P4	P5	P6	P7	P8	P9	P10	
1-6450831-6	D		E	E	J	J	TM	TM	TM	TM	TM	TM	TM	TM	TM	TM	
	C		K	K	K	K											
	B		N	N	N	N											
	A	HD	S	S	S	S											HD
16S + 10P																	

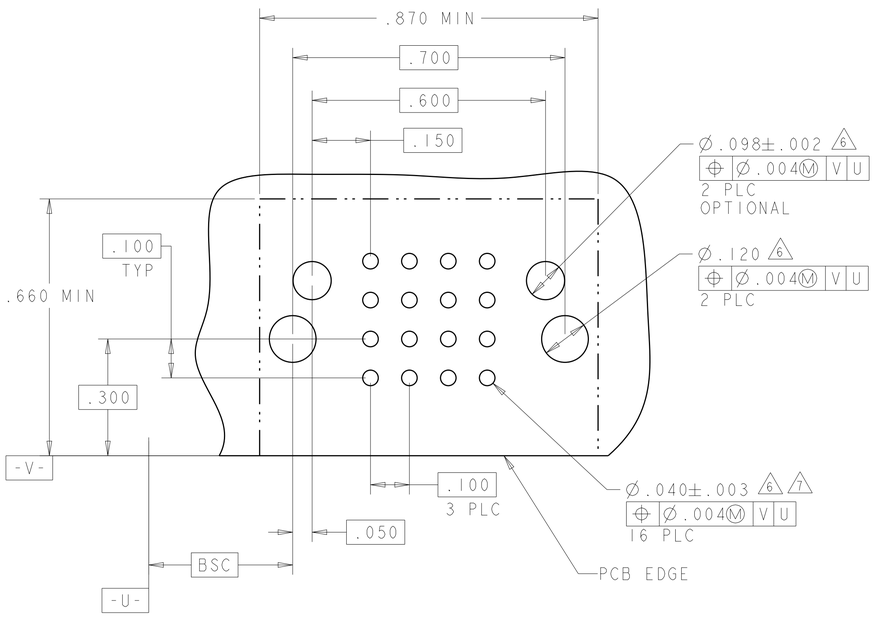

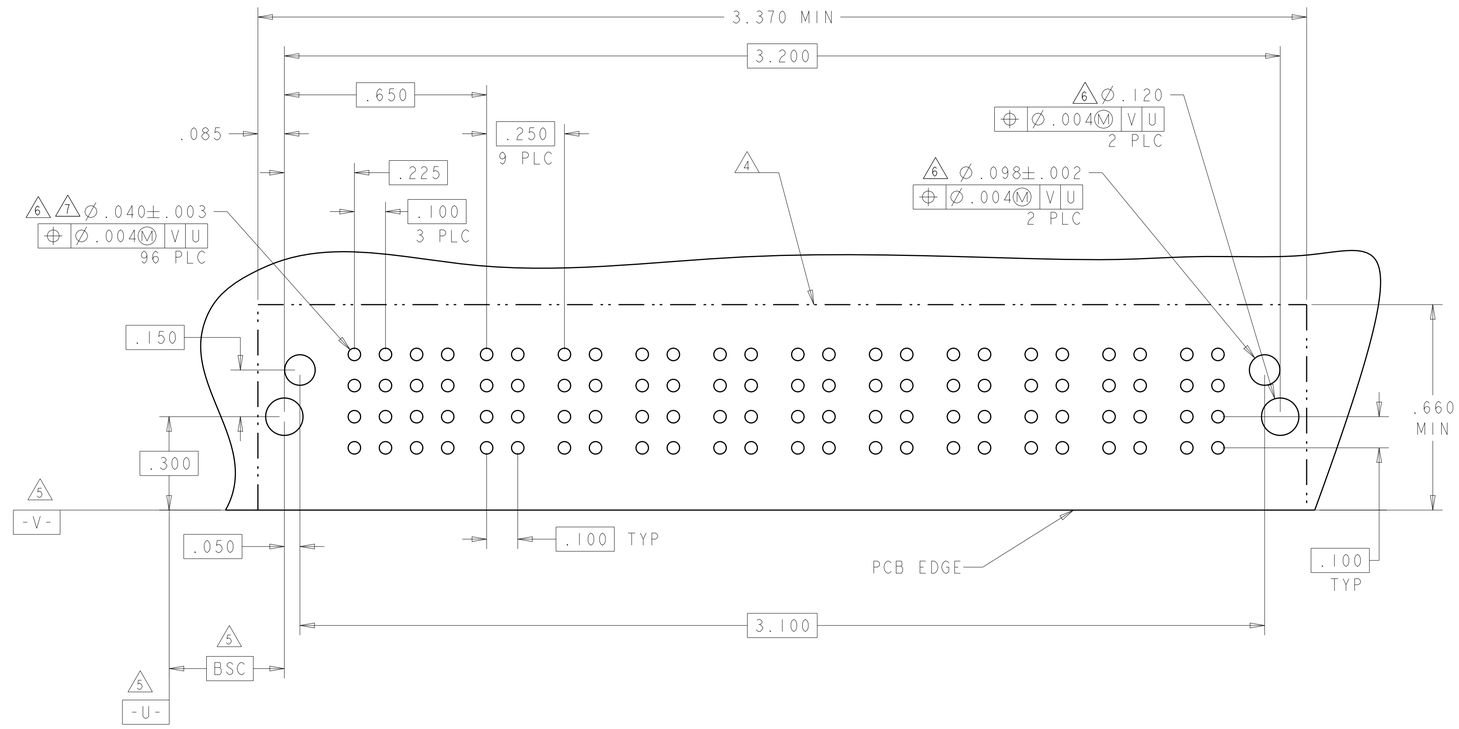

THIS DRAWING IS A CONTROLLED DOCUMENT.

DIMENSIONS: INCHES

TOLERANCES UNLESS OTHERWISE SPECIFIED:
0 PLC ±-
1 PLC ±-
2 PLC ±.01
3 PLC ±.005
4 PLC ±.0020
ANGLES ±2°

MATERIAL - -
FINISH - -

DWN C.ZHOU 15OCT2007
CHK S.ZHAO 15OCT2007
APVD S.YAO -
PRODUCT SPEC 108-2292
APPLICATION SPEC 108-13038
WEIGHT -

TE Connectivity

NAME R/A HEADER WITH SHORT GUIDES AND LP CONTACTS ASSEMBLY MULTI-BEAM XLE

SIZE	CAGE CODE	DRAWING NO	RESTRICTED TO
A1	00779	C-6450831	-

Customer Drawing

SCALE	SHEET	OF	REV
4:1	9	17	L7

4805 (3/11)

THIS DRAWING IS UNPUBLISHED. RELEASED FOR PUBLICATION 20
© COPYRIGHT 20 BY - ALL RIGHTS RESERVED.

LOC	DIST
ES	00

REVISIONS

P	LTR	DESCRIPTION	DATE	DWN	APVD
	-	SEE SHEET 1	-	-	-

H8

PART NUMBER	ROWS		SIGNAL 1	SIGNAL 2	SIGNAL 3	SIGNAL 4	POWER P1	P2	P3	P4	P5	P6	P7	P8	P9	P10
1-6450831-7	D		E	E	J	J	TM	TM	TM	TM	TM	TM	TM	TM	TM	TM
	C		K	K	K	K										
	B		N	N	N	N										
	A		S	S	S	S										
16S + 10P																

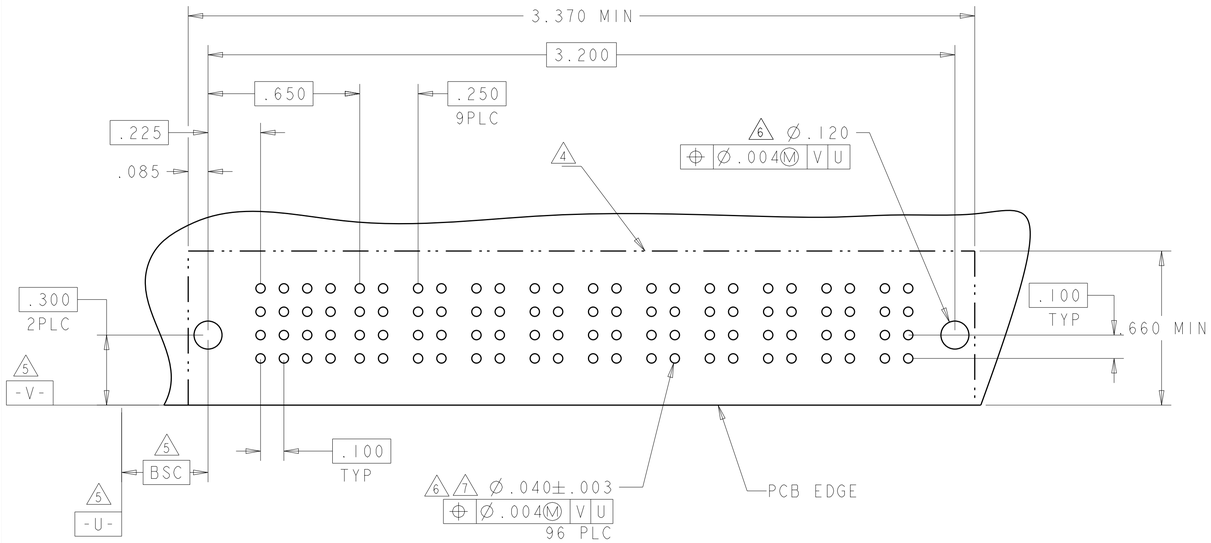

RECOMMENDED PCB LAYOUT

J

PART NUMBER	ROWS		SIGNAL 1	SIGNAL 2	SIGNAL 3	SIGNAL 4	POWER P1	P2	P3	P4	P5	P6	P7	P8	P9	P10	P11	P12
1-6450831-8	D		E	E	J	J	TM	TM	TM	TM	TM	TM	TM	TM	TM	TM	TM	TM
	C		K	K	K	K												
	B		N	N	N	N												
	A	HD	S	S	S	S												
16S + 12P																		

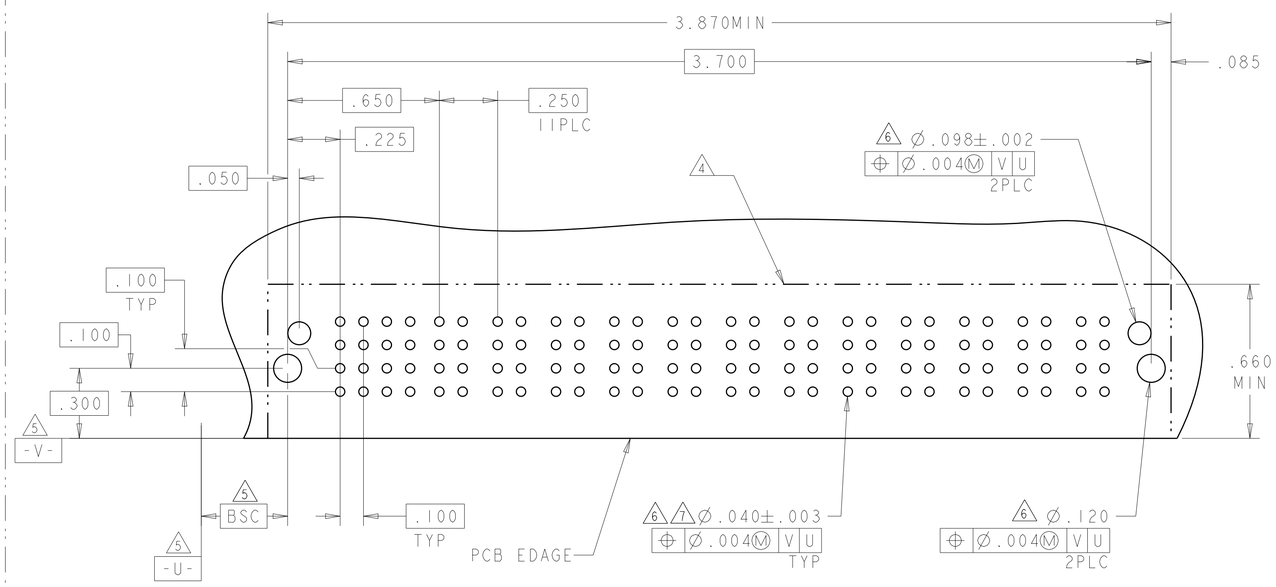

RECOMMENDED PCB LAYOUT

THIS DRAWING IS A CONTROLLED DOCUMENT.

DIMENSIONS: INCHES

TOLERANCES UNLESS OTHERWISE SPECIFIED:
0 PLC ±-
1 PLC ±-
2 PLC ±.01
3 PLC ±.005
4 PLC ±.0020
ANGLES ±2°

MATERIAL - - -
FINISH - -

DWN C.ZHOU 15OCT2007
CHK S.ZHAO 15OCT2007
APVD S.YAO -
PRODUCT SPEC 108-2292
APPLICATION SPEC 108-13038
WEIGHT -

TE Connectivity

NAME R/A HEADER WITH SHORT GUIDES AND LP CONTACTS ASSEMBLY MULTI-BEAM XLE

SIZE	CAGE CODE	DRAWING NO	RESTRICTED TO
A1	00779	C-6450831	-

Customer Drawing

SCALE	SHEET	OF	REV
4:1	10	17	L7

4805 (3/11)

THIS DRAWING IS UNPUBLISHED. RELEASED FOR PUBLICATION 20
© COPYRIGHT 20 BY - ALL RIGHTS RESERVED.

LOC	DIST
ES	00

REVISIONS

P	LTR	DESCRIPTION	DATE	DWN	APVD
	-	SEE SHEET 1	-	-	-

PART NUMBER	ROWS		SIGNAL						POWER				
			1	2	3	4	5	6	P1	P2	P3	P4	
1-6450831-9	D		J	J	J	J	J	J	TM	TM	TM	TM	
	C		K	K	K	K	K	K					
	B		N	N	N	N	N	N					
	A	HD	S	S	S	S	S	S					HD
24S + 4P													

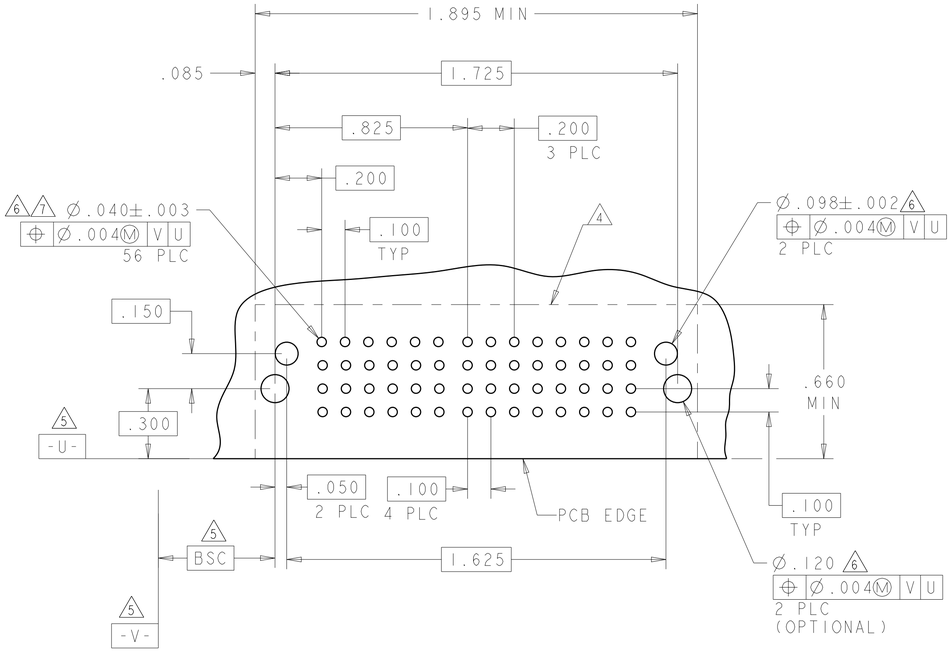

PART NUMBER	ROWS		SIGNAL						
			1	2	3	4	5	6	
2-6450831-0	D		J	J	J	J	J	J	
	C		K	K	K	K	K	K	
	B		N	N	N	N	N	N	
	A	HD	S	S	S	S	S	S	HD
24S									

J4

PART NUMBER	ROWS		SIGNAL						
			1	2	3	4	5	6	
2-6450831-1	D		J	J	J	E	E	E	
	C		K	K	K	K	F	F	
	B		N	N	N	N	G	G	
	A	HD	S	S	S	S	H	H	HD
24S									

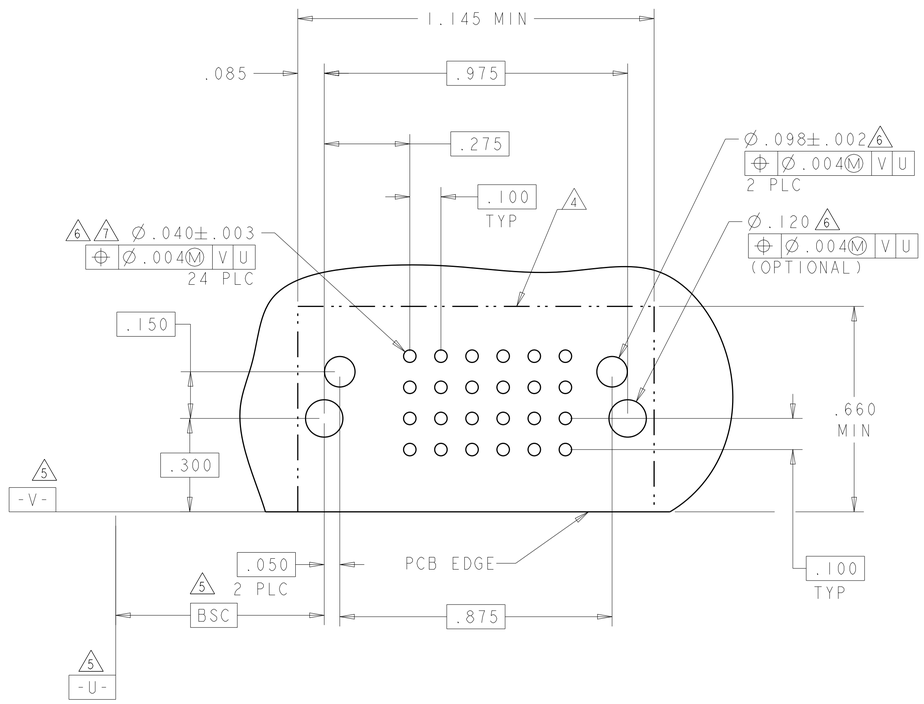

RECOMMEND PCB BOARD FOR 2-6450831-0 AND 2-6450831-1

THIS DRAWING IS A CONTROLLED DOCUMENT.

DIMENSIONS: INCHES

TOLERANCES UNLESS OTHERWISE SPECIFIED:
0 PLC ±-
1 PLC ±-
2 PLC ±.01
3 PLC ±.005
4 PLC ±.0020
ANGLES ±2°

MATERIAL - -
FINISH - -

DWN C.ZHOU 15OCT2007
CHK S.ZHAO 15OCT2007
APVD S.YAO -
PRODUCT SPEC 108-2292
APPLICATION SPEC 108-13038
WEIGHT -

TE Connectivity

NAME R/A HEADER WITH SHORT GUIDES AND LP CONTACTS ASSEMBLY MULTI-BEAM XLE

SIZE A1 | CAGE CODE 00779 | DRAWING NO C-6450831 | RESTRICTED TO -

Customer Drawing | SCALE 4:1 | SHEET 11 OF 17 | REV L7

4805 (3/11)

THIS DRAWING IS UNPUBLISHED. RELEASED FOR PUBLICATION 20
© COPYRIGHT 20 BY - ALL RIGHTS RESERVED.

LOC	DIST
ES	00

REVISIONS

P	LTR	DESCRIPTION	DATE	DWN	APVD
	-	SEE SHEET 1	-	-	-

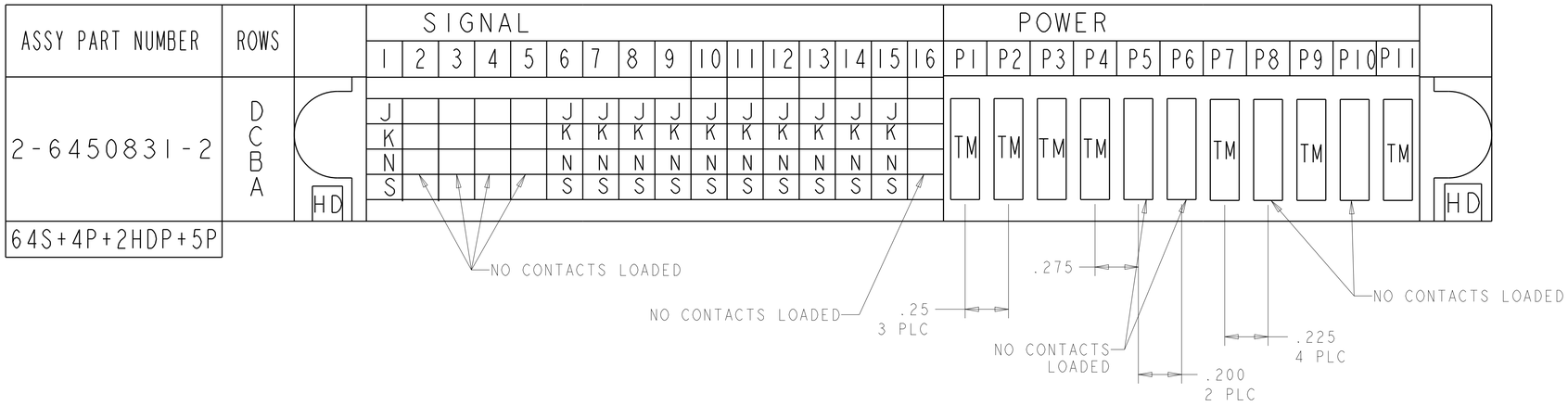

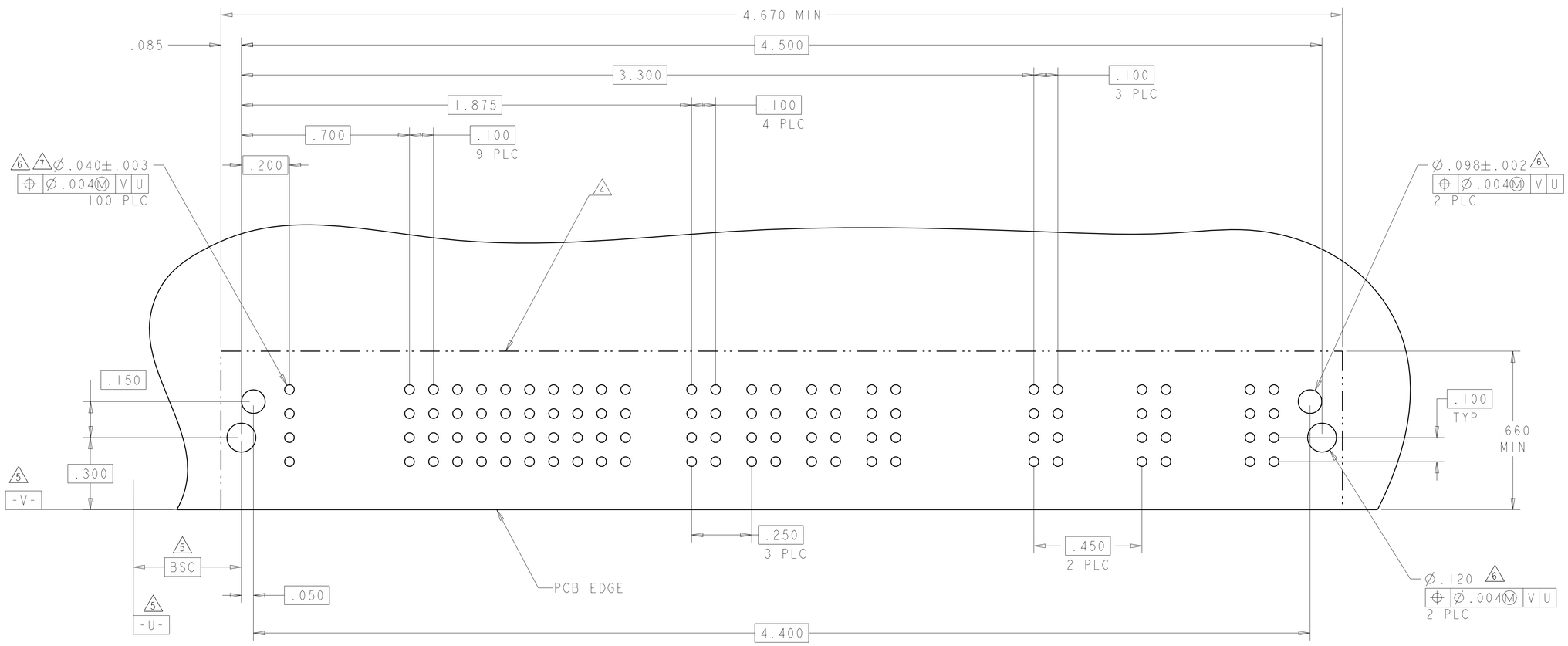

THIS DRAWING IS A CONTROLLED DOCUMENT.

DIMENSIONS: INCHES

TOLERANCES UNLESS OTHERWISE SPECIFIED:
0 PLC ±-
1 PLC ±-
2 PLC ±.01
3 PLC ±.005
4 PLC ±.0020
ANGLES ±2°

MATERIAL - -
FINISH - -

DWN C. ZHOU 15OCT2007
CHK S. ZHAO 15OCT2007
APVD S. YAO -
PRODUCT SPEC 108-2292
APPLICATION SPEC 108-13038
WEIGHT -

TE Connectivity

NAME R/A HEADER WITH SHORT GUIDES AND LP CONTACTS ASSEMBLY MULTI-BEAM XLE

SIZE	CAGE CODE	DRAWING NO	RESTRICTED TO
A1	00779	C-6450831	-

Customer Drawing

SCALE	SHEET	OF	REV
4:1	12	17	L7

THIS DRAWING IS UNPUBLISHED. RELEASED FOR PUBLICATION 20
© COPYRIGHT 20 BY - ALL RIGHTS RESERVED.

LOC	DIST
ES	00

REVISIONS

P	LTR	DESCRIPTION	DATE	DWN	APVD
	-	SEE SHEET 1	-	-	-

PART NUMBER	ROWS		SIGNAL 1	2	3	4	5	6	POWER P1	P2	P3	P4	P5	P6	P7	P8	P9	P10	P11	P12	
2-6450831-3	D		J	J	J	J	J	J	TM	TM	TM	TM	TM	TM	TM	TM	TM	TM	TM	TM	
	C		F	K	K	K	K	K													
	B		N	G	G	N	N	N													
	A	HD	H	S	S	S	H	S													HD
24S + 12HDP																					

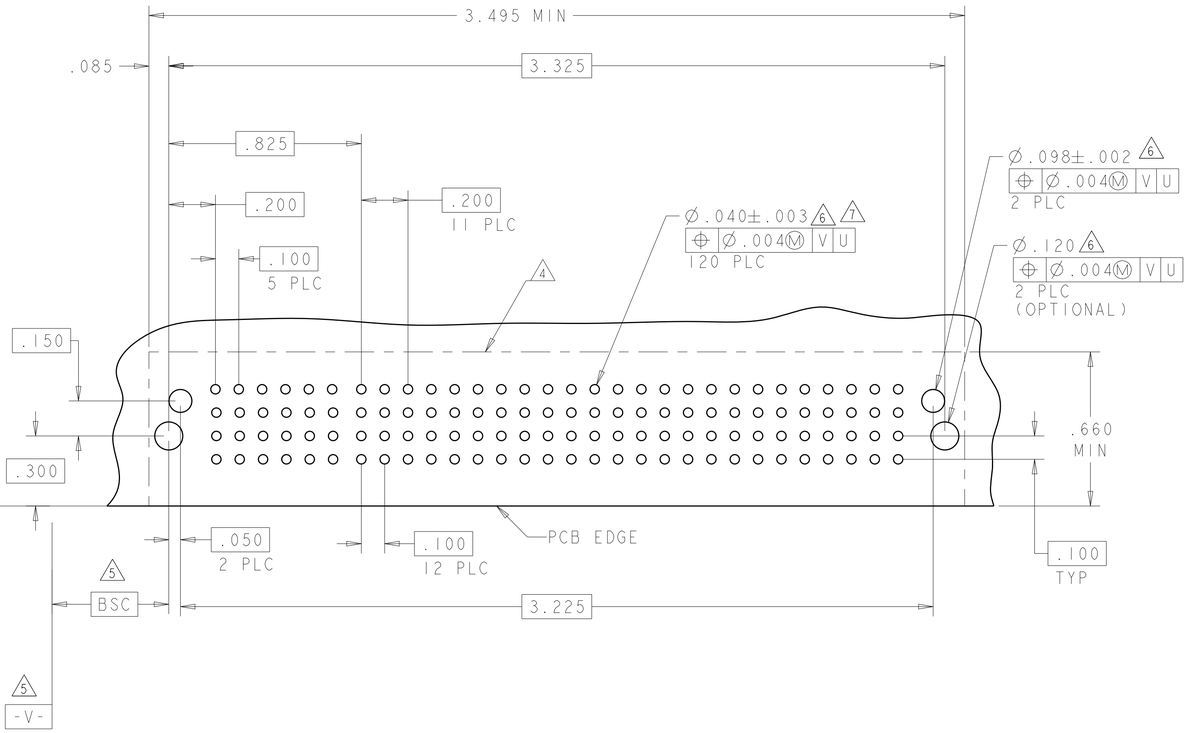

PART NUMBER	ROWS		SIGNAL 1	2	3	4	5	6	POWER P1	P2	P3	P4	P5	P6	P7	P8	
2-6450831-4	D		J	J	J	J	J										
	C		K	K	K	K	K			TM	TM		TM	TM		TM	
	B		N	N	N	N	N										
	A	HD	S	S	S	S	S										HD
24S + 8P																	

NO CONTACTS LOADED

NO CONTACTS LOADED

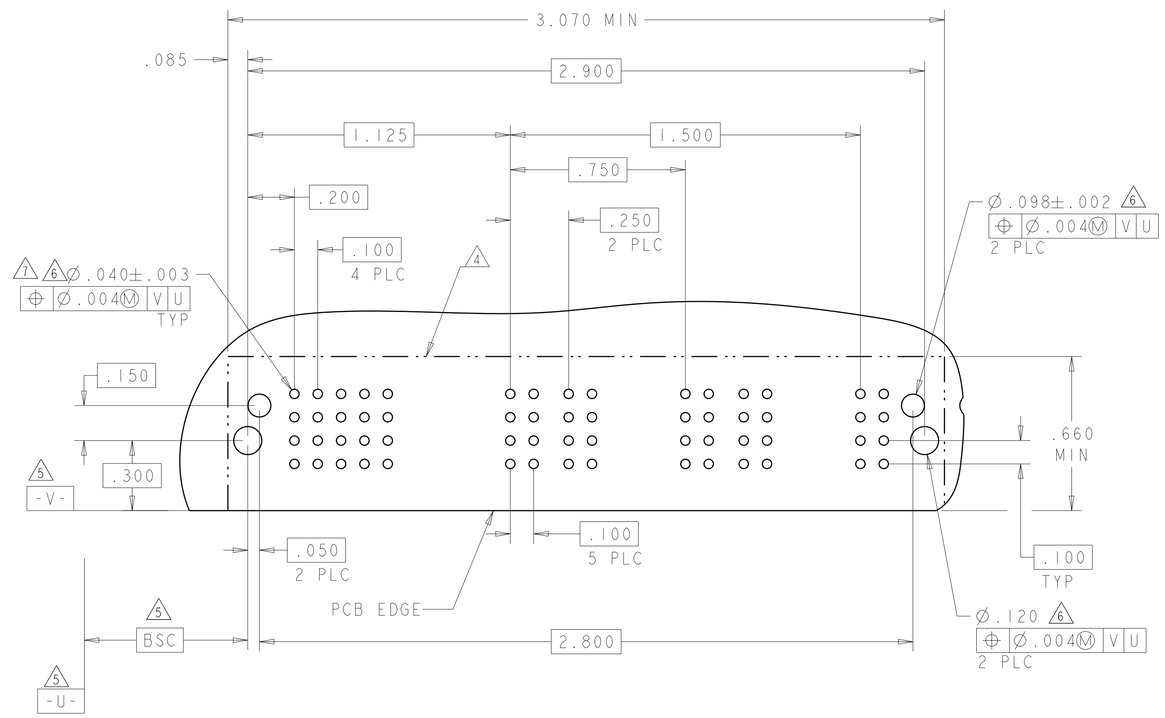

THIS DRAWING IS A CONTROLLED DOCUMENT.

DIMENSIONS: INCHES

TOLERANCES UNLESS OTHERWISE SPECIFIED:
0 PLC ±-
1 PLC ±-
2 PLC ±.01
3 PLC ±.005
4 PLC ±.0020
ANGLES ±2°

MATERIAL - -
FINISH - -

DWN C. ZHOU 15OCT2007
CHK S. ZHAO 15OCT2007
APVD S. YAO -
PRODUCT SPEC 108-2292
APPLICATION SPEC 108-13038
WEIGHT -

Customer Drawing

TE Connectivity

NAME R/A HEADER WITH SHORT GUIDES AND LP CONTACTS ASSEMBLY MULTI-BEAM XLE

SIZE	CAGE CODE	DRAWING NO	RESTRICTED TO
A1	00779	C-6450831	-

SCALE 4:1 SHEET 13 OF 17 REV L7

4805 (3/11)

THIS DRAWING IS UNPUBLISHED. RELEASED FOR PUBLICATION 20
© COPYRIGHT 20 BY - ALL RIGHTS RESERVED.

LOC	DIST
ES	00

REVISIONS

P	LTR	DESCRIPTION	DATE	DWN	APVD
	-	SEE SHEET 1	-	-	-

PART NUMBER	ROWS		SIGNAL 1	2	3	4	5	6	POWER P1	P2	P3	P4	P5	P6	P7	P8	P9	
2-6450831-5	D		J	J					TM	TM	TM	TM	TM	TM	TM	TM	TM	
	C		K	K														
	B		N	N														
	A	HD	S	S														HD
24S + 9P																		

NO CONTACTS LOADED

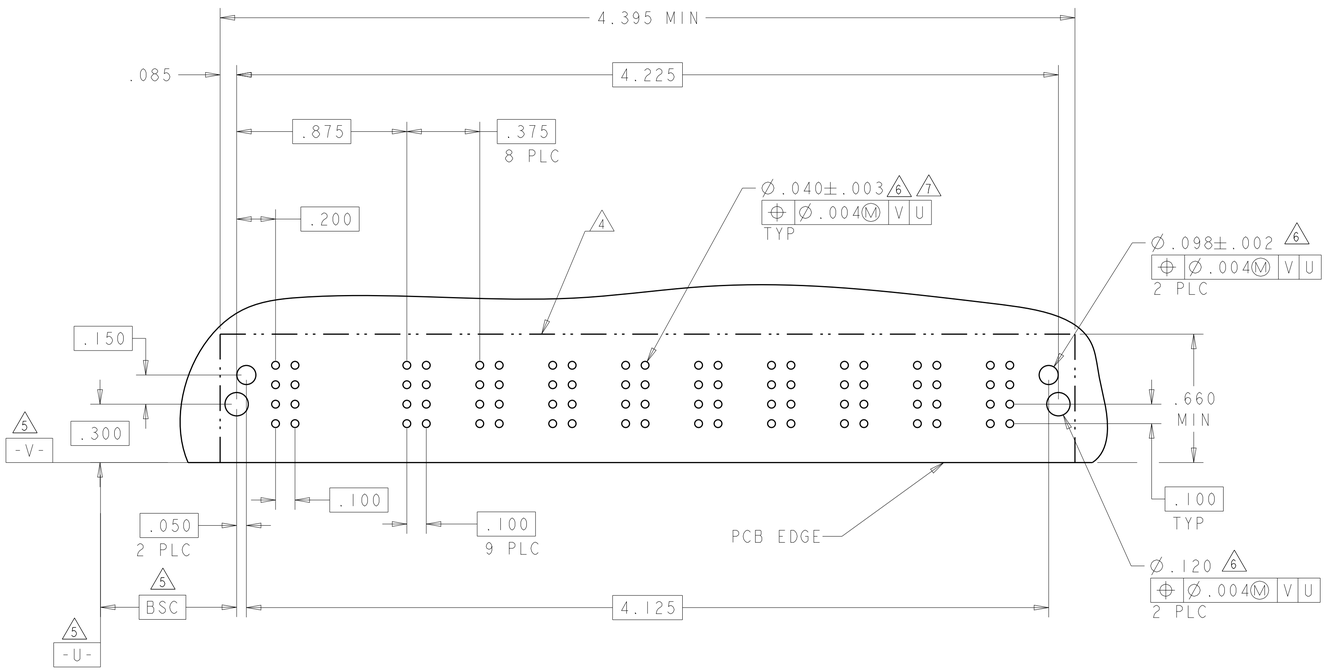

PART NUMBER	ROWS		SIGNAL 1	2	3	4	POWER P1	P2		P3	P4	
2-6450831-6	D		J	E	J	J	TM	TM		TM	TM	
	C		K	K	K	K						
	B		N	N	N	N						
	A	HD	S	S	S	H						HD
16S + 4P												

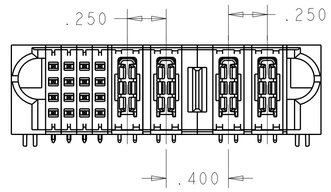

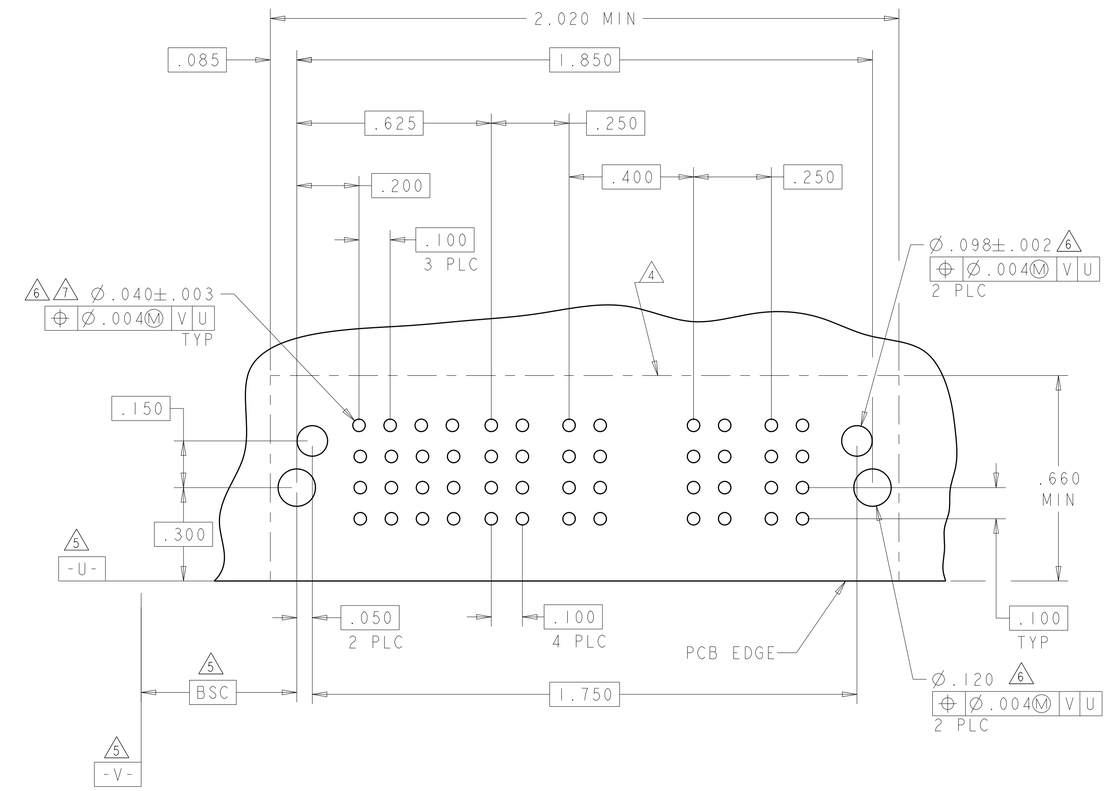

THIS DRAWING IS A CONTROLLED DOCUMENT.

DIMENSIONS: INCHES

TOLERANCES UNLESS OTHERWISE SPECIFIED:
0 PLC ±-
1 PLC ±-
2 PLC ±.01
3 PLC ±.005
4 PLC ±.0020
ANGLES ±2°

MATERIAL - -
FINISH - -

DWN C.ZHOU 15OCT2007
CHK S.ZHAO 15OCT2007
APVD S.YAO -
PRODUCT SPEC 108-2292
APPLICATION SPEC 108-13038
WEIGHT -

TE Connectivity

NAME R/A HEADER WITH SHORT GUIDES AND LP CONTACTS ASSEMBLY MULTI-BEAM XLE

SIZE	CAGE CODE	DRAWING NO	RESTRICTED TO
A1	00779	C-6450831	-

Customer Drawing

SCALE	SHEET	OF	REV
4:1	14	17	L7

4805 (3/11)

THIS DRAWING IS UNPUBLISHED. RELEASED FOR PUBLICATION 20
© COPYRIGHT 20 BY - ALL RIGHTS RESERVED.

LOC	DIST
ES	00

REVISIONS

P	LTR	DESCRIPTION	DATE	DWN	APVD
	-	SEE SHEET 1	-	-	-

PART NUMBER	ROWS		SIGNAL								POWER				
			1	2	3	4	5	6	7	8	P1	P2	P3	P4	
2-6450831-7	D		J	J	J	J	J	J	J	J	TM	TM	TM	TM	
	C		K	K	K	K	K	K	K	K					
	B		N	N	N	N	N	N	N	N					
	A	HD	S	S	S	S	S	S	S	S					HD
32S + 4ACP															

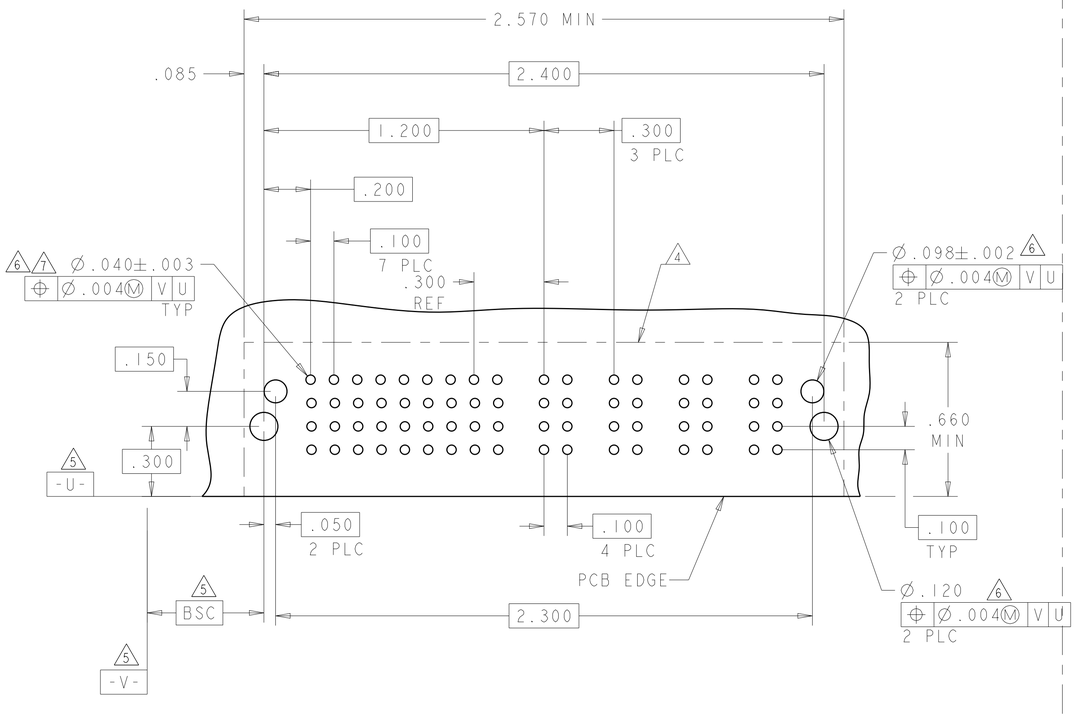

PART NUMBER	ROWS		SIGNAL								POWER							
			1	2	3	4	5	6	7	8	P1	P2	P3	P4	P5	P6	P7	P8
2-6450831-8	D		E	J	J	J	J	J	J	J								
	C		K	K	K	K	K	K	K	K								
	B		N	N	N	N	N	N	N	N								
	A	HD	S	S	S	S	S	S	S	FS		TM		TM		TM		TM
32S +8ACP																		

NO CONTACTS LOADED

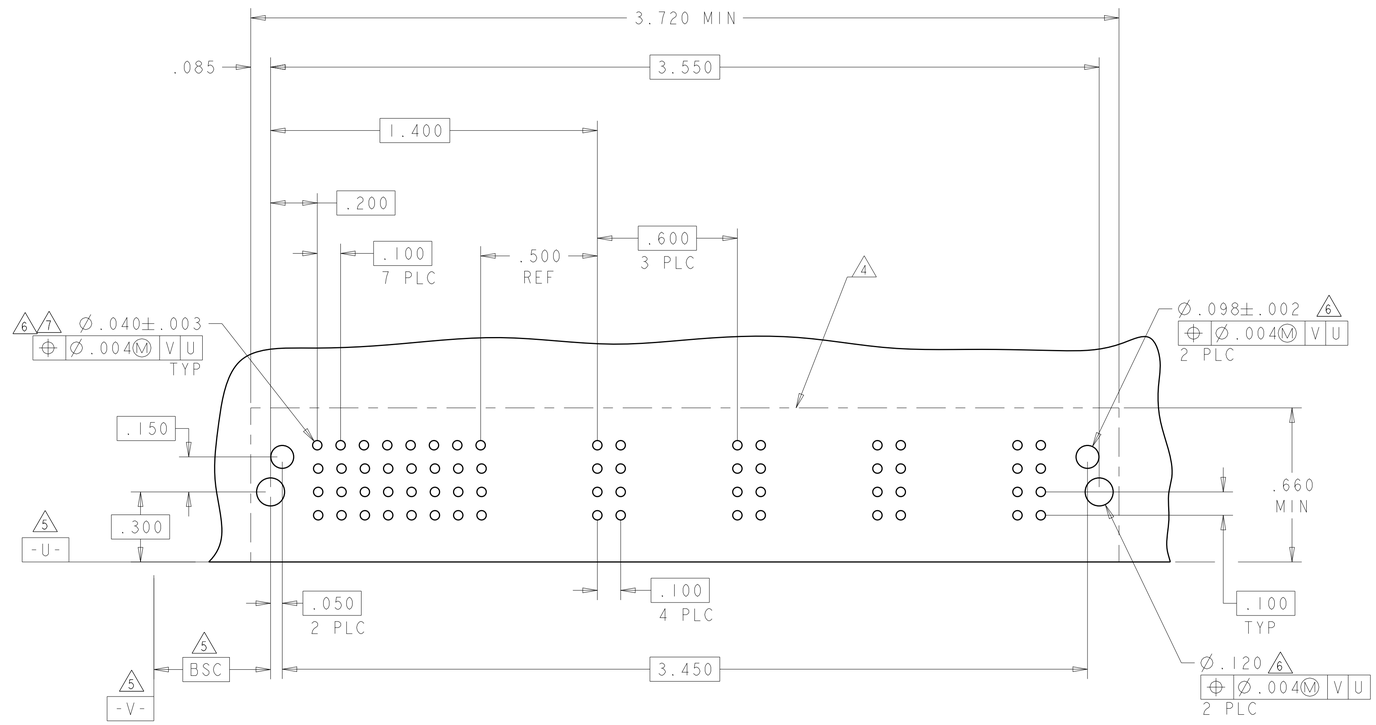

THIS DRAWING IS A CONTROLLED DOCUMENT.

DIMENSIONS: INCHES

TOLERANCES UNLESS OTHERWISE SPECIFIED:
0 PLC ±-
1 PLC ±-
2 PLC ±.01
3 PLC ±.005
4 PLC ±.0020
ANGLES ±2°

MATERIAL - -
FINISH - -

DWN C.ZHOU 15OCT2007
CHK S.ZHAO 15OCT2007
APVD S.YAO -
PRODUCT SPEC 108-2292
APPLICATION SPEC 108-13038
WEIGHT -

TE Connectivity

NAME R/A HEADER WITH SHORT GUIDES AND LP CONTACTS ASSEMBLY MULTI-BEAM XLE

SIZE	CAGE CODE	DRAWING NO	RESTRICTED TO
A1	00779	C-6450831	-

Customer Drawing

SCALE	SHEET	OF	REV
4:1	15	17	L7

THIS DRAWING IS UNPUBLISHED. RELEASED FOR PUBLICATION 20
© COPYRIGHT 20 BY - ALL RIGHTS RESERVED.

LOC	DIST
ES	00

REVISIONS

P	LTR	DESCRIPTION	DATE	DWN	APVD
	-	SEE SHEET 1	-	-	-

PART NUMBER	ROWS		SIGNAL 1	SIGNAL 2	SIGNAL 3	SIGNAL 4	POWER P1	P2	P3	P4	P5	P6	P7	P8	
2-6450831-9	D		J	J	J	J	TM	TM	TM	TM	TM	TM	TM	TM	
	C		K	K	K	K									
	B		N	G	N	N									
	A	HD	S	S	S	S									HD
16S + 8HDP															

PART NUMBER	ROWS		SIGNAL 1	SIGNAL 2	SIGNAL 3	SIGNAL 4	SIGNAL 5	POWER P1	P2	P3	P4	LOW POWER LP1	LP2	LP3	
3-6450831-0	D		J	J	J	J	J	TM	TM	TM	TM	LM	LM	LMF	
	C		K	K	K	K	K								
	B		N	N	N	N	N								
	A	HD	H	H	H	S	S								HD
20S + 4P + 3LP															

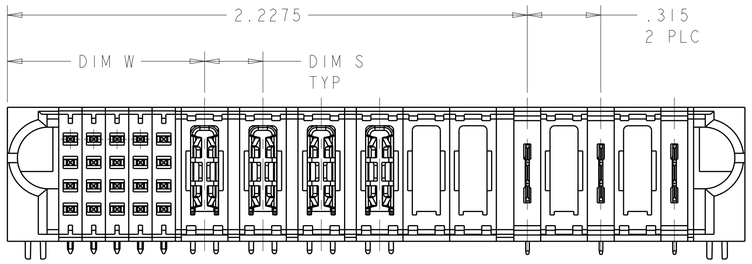

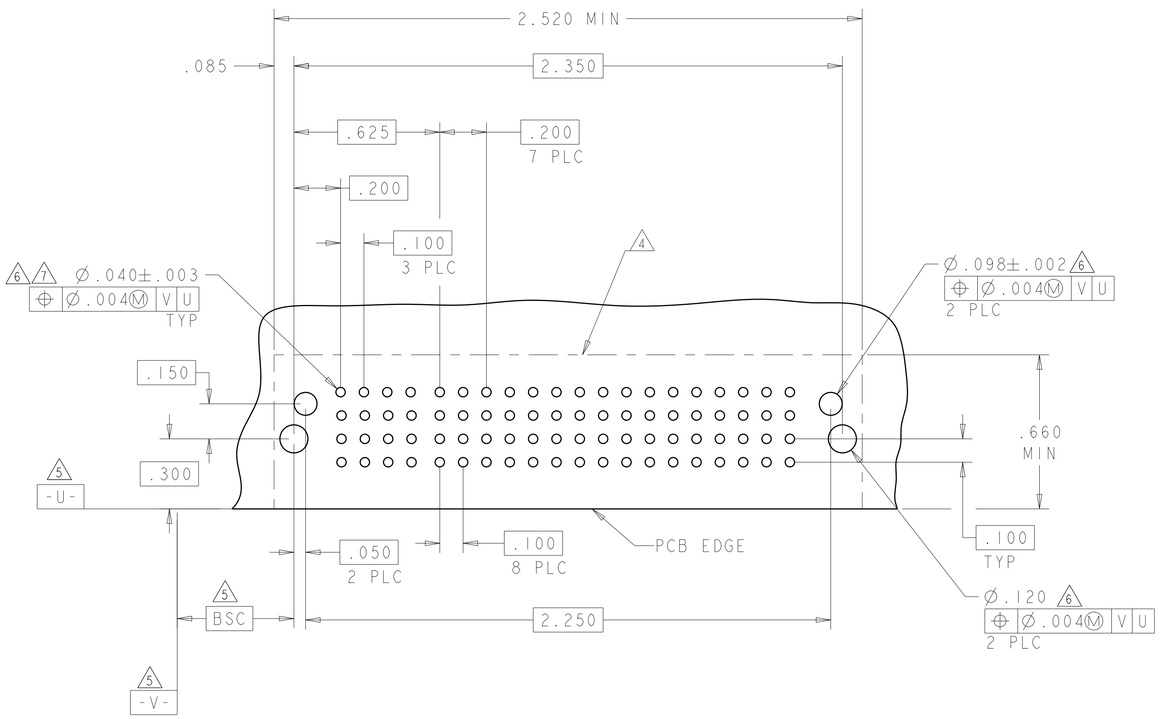

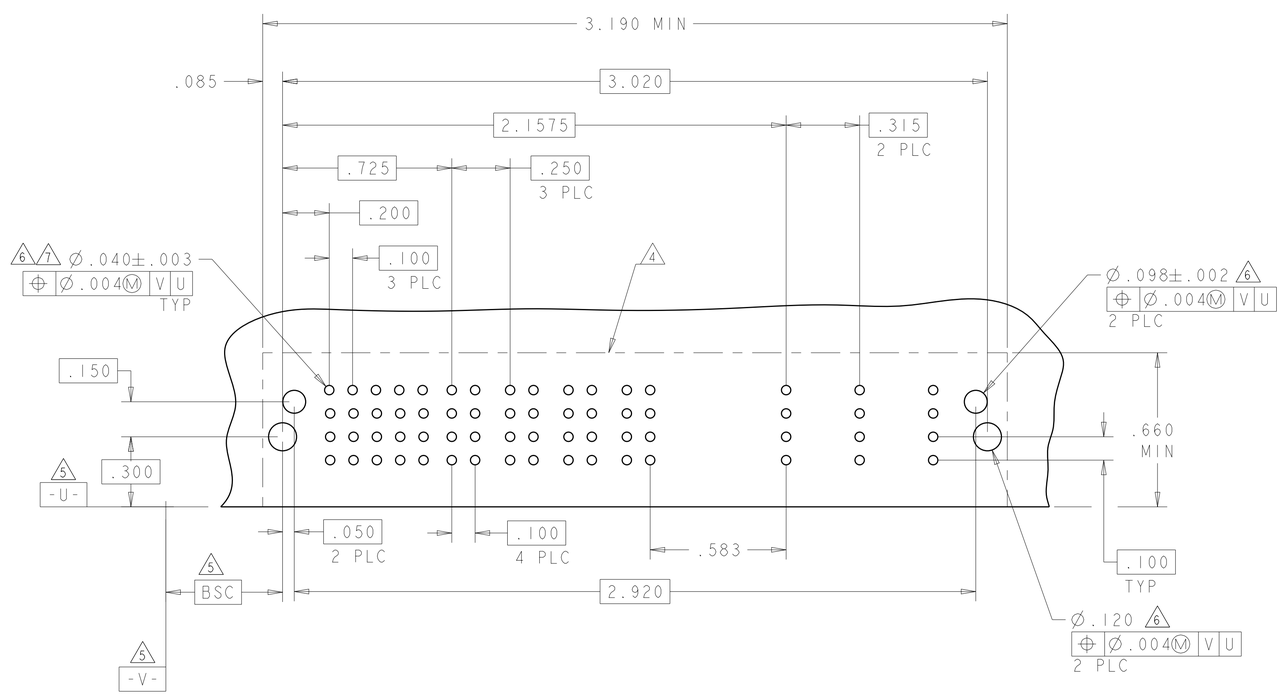

THIS DRAWING IS A CONTROLLED DOCUMENT.

DIMENSIONS: INCHES

TOLERANCES UNLESS OTHERWISE SPECIFIED:
0 PLC ±-
1 PLC ±-
2 PLC ±.01
3 PLC ±.005
4 PLC ±.0020
ANGLES ±2°

MATERIAL - -
FINISH - -

DWN C.ZHOU 15OCT2007
CHK S.ZHAO 15OCT2007
APVD S.YAO -
PRODUCT SPEC 108-2292
APPLICATION SPEC 108-13038
WEIGHT -

TE Connectivity

NAME R/A HEADER WITH SHORT GUIDES AND LP CONTACTS ASSEMBLY MULTI-BEAM XLE

SIZE A1 | CAGE CODE 00779 | DRAWING NO C-6450831 | RESTRICTED TO -

Customer Drawing | SCALE 4:1 | SHEET 16 OF 17 | REV L7

4805 (3/11)

THIS DRAWING IS UNPUBLISHED. RELEASED FOR PUBLICATION 20
© COPYRIGHT 20 BY - ALL RIGHTS RESERVED.

LOC	DIST
ES	00

REVISIONS

P	LTR	DESCRIPTION	DATE	DWN	APVD
	-	SEE SHEET 1	-	-	-

PART NUMBER	ROWS	SIGNAL 1	2	3	4	5	6	7	8	9	10	11	12	13	14	15	16	17	18	19	20	21	22	23	24	25	26	27	28	POWER P1	P2	P3	P4
3-6450831-4	D	J	J	J	J	J	J	J	J	J	J	J	J	J	J	J	J	J	J	J	J	J	J	J	J	J	J	J	J	TM	TM	TM	TM
	C	K	K	K	K	K	K	K	K	K	K	K	K	K	K	K	K	K	K	K	K	K	K	K	K	K	K	K	K				
	B	N	N	N	N	N	N	N	N	N	N	N	N	N	N	N	N	N	N	N	N	N	N	N	N	N	N	N	N				
	A	S	S	S	S	S	S	S	S	S	S	S	S	S	S	S	S	S	S	S	S	S	S	S	S	S	S	S	S				
112S + 4HDP		HD																															HD

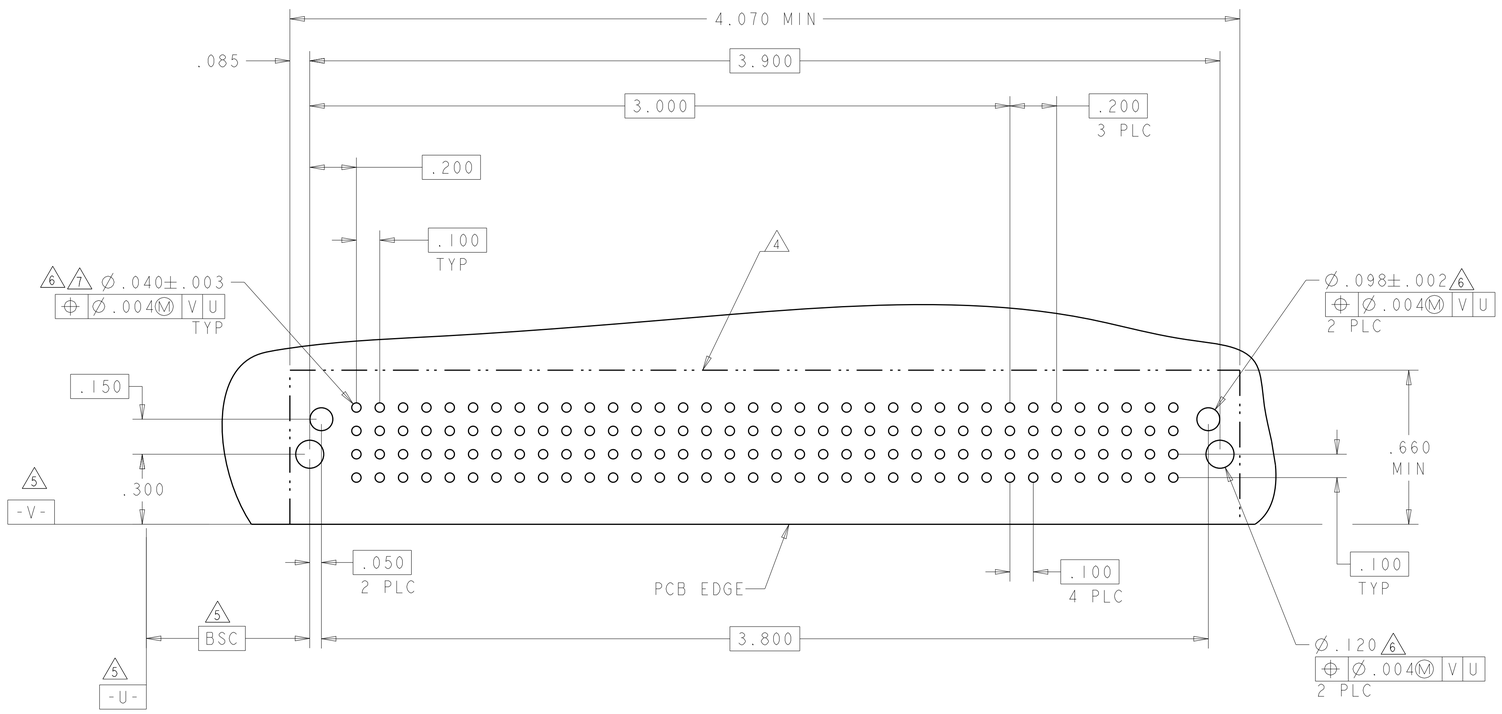

THIS DRAWING IS A CONTROLLED DOCUMENT.

DIMENSIONS: INCHES

TOLERANCES UNLESS OTHERWISE SPECIFIED:
0 PLC ±-
1 PLC ±-
2 PLC ±.01
3 PLC ±.005
4 PLC ±.0020
ANGLES ±2°

MATERIAL - -
FINISH - -

DWN C.ZHOU 15OCT2007
CHK S.ZHAO 15OCT2007
APVD S.YAO -
PRODUCT SPEC 108-2292
APPLICATION SPEC 108-13038
WEIGHT -

TE Connectivity

NAME R/A HEADER WITH SHORT GUIDES AND LP CONTACTS ASSEMBLY MULTI-BEAM XLE

SIZE	CAGE CODE	DRAWING NO	RESTRICTED TO
A1	00779	C-6450831	-

Customer Drawing SCALE 4:1 SHEET 17 OF 17 REV L7

4805 (3/11)

Общество с ограниченной ответственностью «МосЧип» ИНН 7719860671 / КПП 771901001
Адрес: 105318, г.Москва, ул.Щербаковская д.3, офис 1107

Данный компонент на территории Российской Федерации

Вы можете приобрести в компании MosChip.

Для оперативного оформления запроса Вам необходимо перейти по данной ссылке:

http://moschip.ru/get-element

Вы можете разместить у нас заказ для любого Вашего проекта, будь то серийное производство или разработка единичного прибора.

В нашем ассортименте представлены ведущие мировые производители активных и пассивных электронных компонентов.

Нашей специализацией является поставка электронной компонентной базы двойного назначения, продукции таких производителей как XILINX, Intel (ex.ALTERA), Vicor, Microchip, Texas Instruments, Analog Devices, Mini-Circuits, Amphenol, Glenair.

Сотрудничество с глобальными дистрибьюторами электронных компонентов, предоставляет возможность заказывать и получать с международных складов практически любой перечень компонентов в оптимальные для Вас сроки.

На всех этапах разработки и производства наши партнеры могут получить квалифицированную поддержку опытных инженеров.

Система менеджмента качества компании отвечает требованиям в соответствии с ГОСТ Р ИСО 9001, ГОСТ РВ 0015-002 и ЭС РД 009

Офис по работе с юридическими лицами:

105318, г.Москва, ул.Щербаковская д.3, офис 1107, 1118, ДЦ «Щербаковский»

Телефон: +7 495 668-12-70 (многоканальный)

Факс: +7 495 668-12-70 (доб.304)

E-mail: info@moschip.ru

Skype отдела продаж:
moschip.ru
moschip.ru_4
moschip.ru_6
moschip.ru_9