

Advantages of a Full Featured 700 Series Relay

Since the launch of the 700 series relays in 2000, this product line has continuously evolved both functionally and visually. The 700 series product line has the perfect mix of historical Magnecraft relay quality combined with a dynamic arsenal of options. When mated with the Magnecraft sockets and accessories, these RoHs compliant relays provide a complete modular system that will meet all your plug-in relay requirements in a package that is both visually appealing and functionally outstanding.

- Offers a “one stop solution” for your power management system.
- Several Contact configurations and materials to meet your individual needs.
- Plug-In switching capabilities from 10 mA to 20 Amps.
- Several Feature Code and Operation combinations available for all budgets.
- Ejector clips, ribbed relay housings and space-saving sockets allow for easy removal from crowded DIN rails.
- Color and appearance designed for high visibility in all environments.
- Wiring diagrams include NEMA and IEC standards.
- Engineering availability allows for customized relay solutions.



Removable Lock-Down Door

When Activated, Locks Push Button and Contacts in the Powered Position.

Color-Coded Push Button


Allows Manual Operation of Relay.
AC Coils Red or DC Coils Blue.

Finger Grip Cover

Easy Removal of Relay from Socket.

Gold Flashed Contacts

Prevents Premature Oxidation and Increases Shelf-life.



Contact Viewing Window

Shows Position of Contacts.

Isolated Input and Output Terminals

Separates Control Circuits from Load Circuits.



Slim Design

Minimizes Space on DIN Rail.

Module Compatible

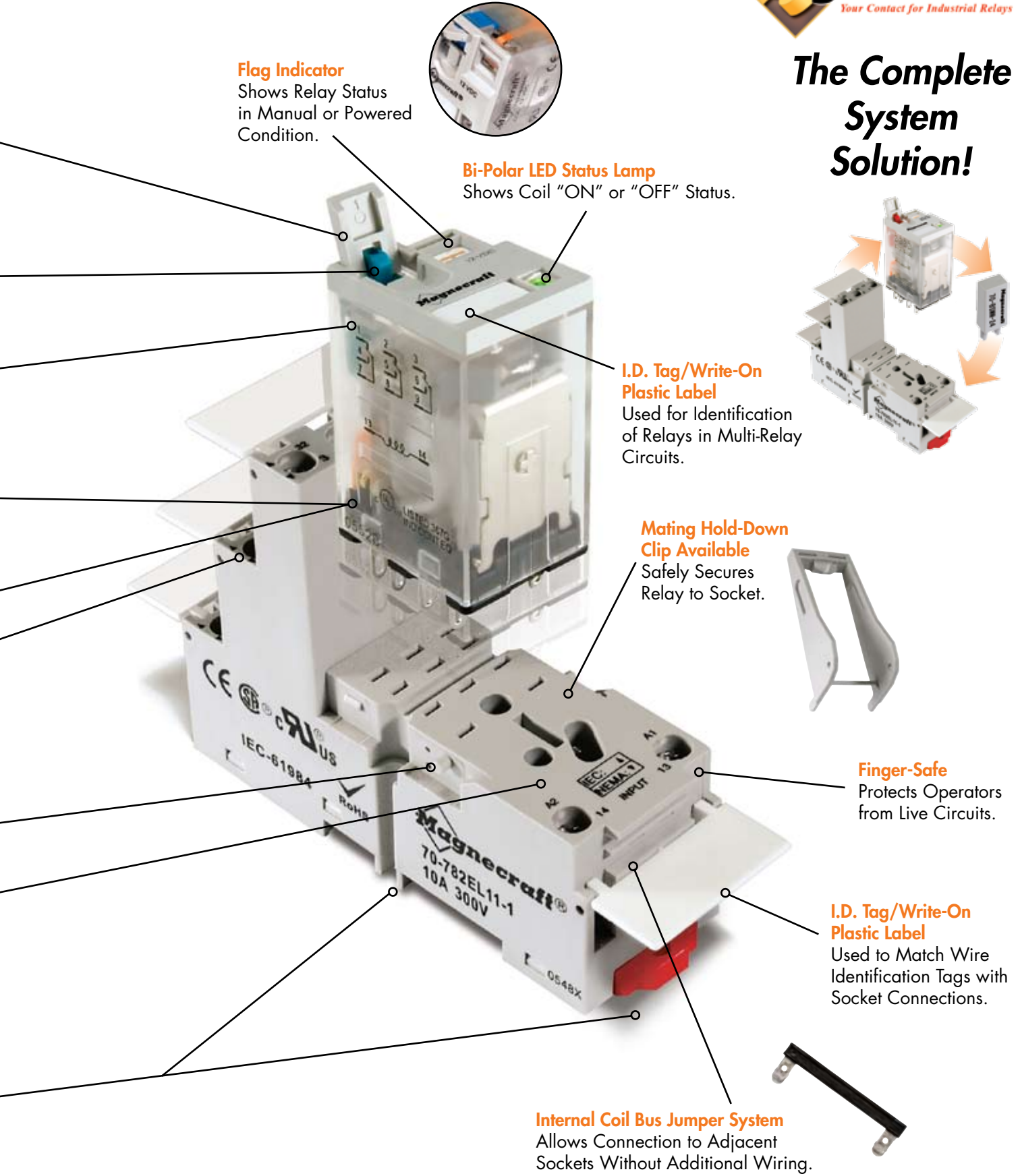
Allows for Optional Protection or LED Modules to be Used With Sockets.



2-Way Side or DIN Rail Mounting System

Retrofits Existing Panel Mounting and 35mm DIN Rail.

The Complete System Solution!




Flag Indicator
Shows Relay Status in Manual or Powered Condition.



Bi-Polar LED Status Lamp
Shows Coil "ON" or "OFF" Status.

I.D. Tag/Write-On Plastic Label
Used for Identification of Relays in Multi-Relay Circuits.



Mating Hold-Down Clip Available
Safely Secures Relay to Socket.



Finger-Safe
Protects Operators from Live Circuits.

I.D. Tag/Write-On Plastic Label
Used to Match Wire Identification Tags with Socket Connections.

Internal Coil Bus Jumper System
Allows Connection to Adjacent Sockets Without Additional Wiring.



Advantages of a Plain Cover 700 Series Relay

The Plain Cover Super Series relays support budget minded applications with premium performance. Maintaining the same ratings and internal components as the Full Feature Series; the Plain Cover Series perform as well as premium relays while maintaining low costs by offering several option configurations.

- Offers a “one stop solution” for your power management system.
- Several Contact configurations and materials to meet your individual needs.
- Plug-In switching capabilities from 10 mA to 20 Amps.
- Several Feature Code and Operation combinations available for all budgets.
- Ejector clips, ribbed relay housings and space-saving sockets allow for easy removal from crowded DIN rails.
- Color and appearance designed for high visibility in all environments.
- Wiring diagrams include NEMA and IEC standards.
- Engineering availability allows for customized relay solutions.



Contact Viewing Window
Shows Position of Contacts.

Gold Flashed Contacts
Prevents Premature Oxidation and Increases Shelf-life.

Isolated Input and Output Terminals
Separates Control Circuits from Load Circuits.



Slim Design
Minimizes Space on DIN Rail.

Module Compatible
Allows for Optional Protection or LED Modules to be Used With Sockets.



2-Way Side or DIN Rail Mounting System
Retrofits Existing Panel Mounting and 35mm DIN Rail.

Finger Grip Cover
Easy Removal of Relay from Socket.

The Complete System Solution!

Flag Indicator
Shows Relay Status in Manual or Powered Condition.




Optional Bi-Polar LED Status Lamp
Shows Coil "ON" or "OFF" Status.

I.D. Tag/Write-On Plastic Label
Used for Identification of Relays in Multi-Relay Circuits.


Mating Hold-Down Clip Available
Safely Secures Relay to Socket.



Finger-Safe
Protects Operators from Live Circuits.



784 Ice Cube Relays/4PDT, 15 Amp Rating (DC & AC)

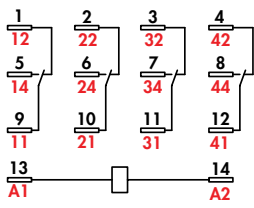


General Specifications

(UL 508)

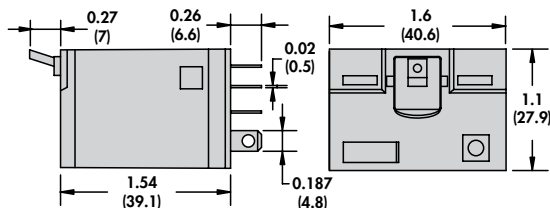
Contact Characteristics		Units	784XDX	
Number and type of Contacts			4PDT	
Contact materials			Silver Alloy	
Thermal (Carrying) Current		A	15	
Maximum Switching Voltage		V	300	
Switching Current @ Voltage	~	Resistive	15A @ 120V 50/60Hz	
	~	Resistive	12A @ 277V 50/60Hz	
	⎯	Resistive	12A @ 28V	
	⎯	HP	1/2 @ 120VAC	
	⎯	HP	3/4 @ 250 VAC	
Minimum Switching Requirement		Pilot Duty	B300	
		mA	100 @ 5VDC (.5W)	
Coil Characteristics				
Voltage Range		~	V	6...240
		⎯	V	6...125
Operating Range	% of Nominal	~		85% to 110%
		⎯		80% to 110%
Average consumption		~	VA	1.5
		⎯	W	1.5
Drop-out voltage threshold		~		15%
		⎯		10%
Performance Characteristics				
Electrical Life (UL508)	Operations @ Rated Current	(Resistive)	200,000	
Mechanical Life	Unpowered		10,000,000	
Operating time (response time)		ms	20	
Dielectric strength	Between coil and contact	~	V(rms)	2500
	Between poles	~	V(rms)	2500
	Between contacts	~	V(rms)	2500
Environment				
Product certifications	Standard version		UL, CSA, CE	
Ambient air temperature around the device	Storage		°C	-40...+85
	Operation		°C	-40...+55
Vibration resistance	Operational		g-n	3, 10 - 55 Hz
Shock resistance			g-n	10
Degree of protection				IP 40
Weight		grams		80

784XDX

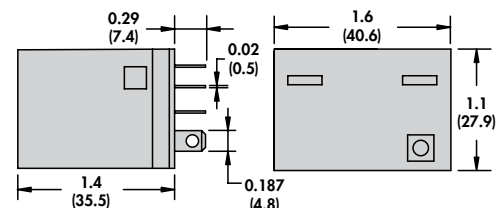


Wiring Diagram
Bottom View

Full Featured Dimensions



Plain Cover Dimensions





Full Featured



Plain Cover

Standard Part Numbers

BOLD-FACED PART NUMBERS ARE NORMALLY STOCKED

Nominal Voltage	Coil Resistance	4PDT Part Number (Full Feature) 15 Amp	4PDT Part Number (Plain Cover) 15 Amp
AC Operated			
6 VAC 50/60 Hz	5.4 Ohms	784XDXM4L-6A	784XDXC-6A
12 VAC 50/60 Hz	21.2 Ohms	784XDXM4L-12A	784XDXC-12A
24 VAC 50/60 Hz	84.5 Ohms	784XDXM4L-24A	784XDXC-24A
120 VAC 50/60 Hz	2220 Ohms	784XDXM4L-120A	784XDXC-120A
220-230 VAC 50/60 Hz	7360 Ohms	784XDXM4L-220/230A	784XDXC-220/230A
240 VAC 50/60 Hz	9120 Ohms	784XDXM4L-240A	784XDXC-240A
DC Operated			
6 VDC	24 Ohms	784XDXM4L-6D	784XDXC-6D
12 VDC	96 Ohms	784XDXM4L-12D	784XDXC-12D
24 VDC	388 Ohms	784XDXM4L-24D	784XDXC-24D
48 VDC	1550 Ohms	784XDXM4L-48D	784XDXC-48D
110-125 VDC	7340 Ohms	784XDXM4L-110/125D	784XDXC-110/125D

Custom Relay Part Number Builder

Series	Contact Configuration	Cover Options	Terminal Style	Feature Options	Coil Voltage
784	XDX		T	M4L-	240A
784	XDX = 4PDT	Full Feature = No Code Plain Cover = C	Plug In = No Code PC terminal = T	Side Push Button = M Locking Push Button = M4 Bi-Polar LED = L	VAC = 6 - 240A VDC = 6 - 125D

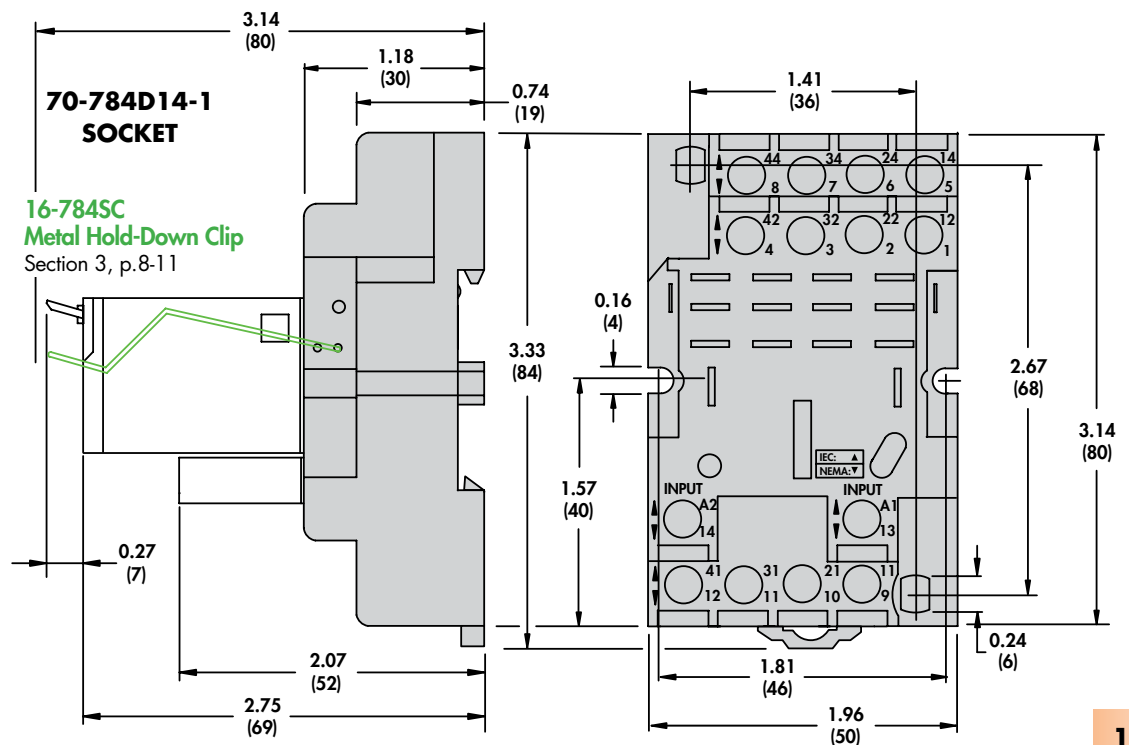
Relay Adapters



16-784C1
Section 3, p.14-16



16-784C
Section 3, p.14-16



Данный компонент на территории Российской Федерации

Вы можете приобрести в компании MosChip.

Для оперативного оформления запроса Вам необходимо перейти по данной ссылке:

<http://moschip.ru/get-element>

Вы можете разместить у нас заказ для любого Вашего проекта, будь то серийное производство или разработка единичного прибора.

В нашем ассортименте представлены ведущие мировые производители активных и пассивных электронных компонентов.

Нашей специализацией является поставка электронной компонентной базы двойного назначения, продукции таких производителей как XILINX, Intel (ex.ALTERA), Vicor, Microchip, Texas Instruments, Analog Devices, Mini-Circuits, Amphenol, Glenair.

Сотрудничество с глобальными дистрибьюторами электронных компонентов, предоставляет возможность заказывать и получать с международных складов практически любой перечень компонентов в оптимальные для Вас сроки.

На всех этапах разработки и производства наши партнеры могут получить квалифицированную поддержку опытных инженеров.

Система менеджмента качества компании отвечает требованиям в соответствии с ГОСТ Р ИСО 9001, ГОСТ РВ 0015-002 и ЭС РД 009

Офис по работе с юридическими лицами:

105318, г.Москва, ул.Щербаковская д.3, офис 1107, 1118, ДЦ «Щербаковский»

Телефон: +7 495 668-12-70 (многоканальный)

Факс: +7 495 668-12-70 (доб.304)

E-mail: info@moschip.ru

Skype отдела продаж:

moschip.ru

moschip.ru_4

moschip.ru_6

moschip.ru_9