

Series 79 Micro-Crimp Section D: Cable Connectors, Crimp Termination




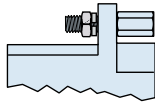
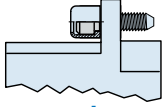
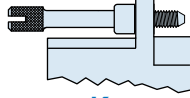
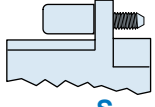
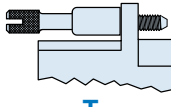
CABLE RECEPTACLES WITH PIN CONTACTS, CRIMP TERMINATION, 790-024P



Rugged, lightweight 790-024P connectors feature machined aluminum shells, fluorosilicone face seals and wire grommets for environmental protection. Contacts are rear-release snap-in crimp type. Connectors are supplied with crimp contacts packaged separately. Size #23 signal pins accept up to #22 AWG wire. Size #16 contacts accept #16-18 AWG wire. Size #12 contacts accept #12-14 AWG wire. Size 12 and 16 cavities also accept coaxial contacts purchased separately. Connector shell features a groove for attachment of a low-profile EMI backshell adapter 799-015, ordered separately.

HOW TO ORDER

Sample Part Number

| 790-024P | C-13 | M | P |
|---|--|---|---|
| Base Part Number | Shell Size - Insert Arr. | Shell Finish | Hardware Option |
| 790-024P Cable Receptacle with Pin Contacts | See Table 1 for Available Insert Arrangements . To order a connector without size #16 or #12 power pins, substitute "W" instead of "P" in the insert arrangement. Example: 36P2 is supplied with 2 power pins. 36W2 is supplied less the power pins. See Section B for coaxial contacts purchased separately. | M Electroless Nickel <i>general purpose applications</i> MT Nickel-PTFE 1000 Hour Grey™ <i>maximum corrosion protection and durability (non-reflective grey)</i> ZNU Zinc-Nickel with Black Chromate <i>tactical applications (non-reflective black)</i> Additional shell finishes are listed on page C-9. | <div style="display: flex; flex-wrap: wrap;"> <div style="width: 50%;">  <p>N Thru-Hole No Hardware</p> </div> <div style="width: 50%;">  <p>P Female Jackpost</p> </div> <div style="width: 50%;">  <p>L Low-Profile Captivated Jackscrew, Hex Head</p> </div> <div style="width: 50%;">  <p>K Slot-Head Extended Jackscrew</p> </div> <div style="width: 50%;">  <p>S Low-Profile Captivated Screwlock, Hex Head</p> </div> <div style="width: 50%;">  <p>T Slot-Head Extended Captivated Screwlock</p> </div> </div> |

SPECIFICATIONS

| | |
|---------------------------------|---|
| Current Rating | #23 5 AMPS, #16 13 A., #12 23 A. |
| Dielectric Withstanding Voltage | #23 500 VAC RMS, #12 and #16 1800 VAC RMS |
| Insulation Resistance | 5000 megohms minimum |
| Operating Temperature | -65° C. to +150° C. |
| Shock | 300 g. |
| Vibration | 37 g. |

MATERIALS AND FINISHES

| | |
|---------------------------|--|
| Shell | Aluminum alloy |
| Contacts | Copper alloy, 50 microinches gold plated |
| Insulators | Liquid crystal polymer (LCP) |
| Retention Clips | Beryllium copper alloy |
| Interfacial Seal, Grommet | Fluorosilicone rubber |
| Hardware | 300 series stainless steel |

Dimensions in inches (millimeters) and are subject to change without notice.

Table 1 Contact Arrangements

| Layout | Contact Quantity | | | Face View |
|--------|------------------|-----|-----|-----------|
| | #23 | #16 | #12 | |
| A-5 | 5 | | | |
| B-2P2 | 2 | | | |
| B-9 | 9 | | | |
| C-13 | 13 | | | |
| D-15 | 15 | | | |
| D-3P3 | 3 | | | |
| D-7P2 | 5 | 2 | | |
| E-11P2 | 9 | 2 | | |
| E-19 | 19 | | | |
| E-7P3 | 4 | 3 | | |
| F-15P2 | 13 | 2 | | |
| F-23 | 23 | | | |
| F-5P5 | 5 | | | |
| G-33 | 33 | | | |
| H-10P4 | 6 | 4 | | |
| H-29P7 | 22 | 7 | | |
| H-36P2 | 34 | 2 | | |
| H-54P2 | 52 | 2 | | |
| H-5P5 | | 5 | | |
| H-66 | 66 | | | |
| J-17P4 | 13 | 4 | | |
| J-25P2 | 23 | 2 | | |
| J-33 | 33 | | | |
| J-7P7 | 7 | | | |
| K-27P4 | 23 | 4 | | |
| K-35P2 | 33 | 2 | | |
| K-43 | 43 | | | |
| K-9P9 | 9 | | | |
| L-6P6 | | 6 | | |

CROSS-SECTIONAL VIEW OF 790-024P



TABLE 2 HARDWARE OPTION

**N****No Mating Hardware**

Connector is supplied with thru-holes. Shell sizes H and L are .148" (3.76) diameter, other shell sizes are .092" (2.34) diameter. Accepts standard Micro-D M83513 hardware.

**P****Jackposts**

Connector is supplied with removable jackposts. Shell sizes H and L have #4-40 UNC thread, other sizes have #2-56 thread. Stainless steel. Conforms to M83513/05.

**L****Hex Head Jackscrews**

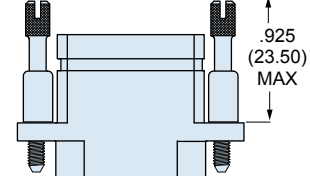
Connector is supplied with stainless steel non-removable low profile jackscrews. Shell sizes H and L have #4-40 UNC thread, other sizes have #2-56 thread.

**K****Extended Jackscrews**

Connector is supplied with stainless steel slot head non-removable jackscrews. Shell sizes H and L have #4-40 UNC thread, other sizes have #2-56 thread.

**S****Hex Head Screwlocks**

Connector is supplied with stainless steel non-removable low profile screwlocks. Shell sizes H and L have #4-40 UNC thread, other sizes have #2-56 thread. Screwlocks allow the connector to be mated before the screws are fastened.

**T****Extended Screwlocks**

Connector is supplied with stainless steel non-removable slot head screwlocks. Shell sizes H and L have #4-40 UNC thread, other sizes have #2-56 thread. Screwlocks allow the connector to be mated before the screws are fastened.

Dimensions in inches (millimeters) and are subject to change without notice.

Series 79 Micro-Crimp Section D: Cable Connectors, Crimp Termination



790-024P DIMENSIONS



SHELL SIZES A, B, C, D, E, F, J, K



SHELL SIZE G



SHELL SIZE H AND L

790-024P DIMENSIONS

| Shell Size | A Max. | | B Basic | | C Max. | | D Max. | | E Max. | | F Basic | | G Max. | | H Max. | |
|------------|--------|-------|---------|-------|--------|-------|--------|-------|--------|-------|---------|-------|--------|-------|--------|-------|
| | In. | mm. | In. | mm. | In. | mm. | In. | mm. | In. | mm. | In. | mm. | In. | mm. | In. | mm. |
| A | .785 | 19.94 | .565 | 14.35 | .400 | 10.16 | .390 | 9.91 | — | — | — | — | — | — | — | — |
| B | .935 | 23.75 | .715 | 18.16 | .551 | 14.00 | .540 | 13.72 | — | — | — | — | — | — | — | — |
| C | 1.085 | 27.65 | .865 | 21.97 | .701 | 17.81 | .690 | 17.53 | — | — | — | — | — | — | — | — |
| D | 1.185 | 30.10 | .965 | 24.51 | .801 | 20.35 | .790 | 20.07 | — | — | — | — | — | — | — | — |
| E | 1.335 | 33.91 | 1.115 | 28.32 | .951 | 24.16 | .940 | 23.88 | — | — | — | — | — | — | — | — |
| F | 1.485 | 37.72 | 1.265 | 32.13 | 1.101 | 27.96 | 1.090 | 27.69 | — | — | — | — | — | — | — | — |
| H | — | — | — | — | — | — | — | — | 2.175 | 55.25 | 1.800 | 45.72 | 1.450 | 36.83 | 1.440 | 36.58 |
| J | 1.845 | 46.86 | 1.615 | 41.02 | 1.460 | 37.08 | 1.450 | 36.83 | — | — | — | — | — | — | — | — |
| K | 2.240 | 56.90 | 2.015 | 51.18 | 1.860 | 47.24 | 1.840 | 46.74 | — | — | — | — | — | — | — | — |
| L | — | — | — | — | — | — | — | — | 2.420 | 61.47 | 2.036 | 51.71 | 1.686 | 42.82 | 1.675 | 42.55 |

Dimensions in inches (millimeters) and are subject to change without notice.

Данный компонент на территории Российской Федерации

Вы можете приобрести в компании MosChip.

Для оперативного оформления запроса Вам необходимо перейти по данной ссылке:

<http://moschip.ru/get-element>

Вы можете разместить у нас заказ для любого Вашего проекта, будь то серийное производство или разработка единичного прибора.

В нашем ассортименте представлены ведущие мировые производители активных и пассивных электронных компонентов.

Нашей специализацией является поставка электронной компонентной базы двойного назначения, продукции таких производителей как XILINX, Intel (ex.ALTERA), Vicor, Microchip, Texas Instruments, Analog Devices, Mini-Circuits, Amphenol, Glenair.

Сотрудничество с глобальными дистрибьюторами электронных компонентов, предоставляет возможность заказывать и получать с международных складов практически любой перечень компонентов в оптимальные для Вас сроки.

На всех этапах разработки и производства наши партнеры могут получить квалифицированную поддержку опытных инженеров.

Система менеджмента качества компании отвечает требованиям в соответствии с ГОСТ Р ИСО 9001, ГОСТ РВ 0015-002 и ЭС РД 009

Офис по работе с юридическими лицами:

105318, г.Москва, ул.Щербаковская д.3, офис 1107, 1118, ДЦ «Щербаковский»

Телефон: +7 495 668-12-70 (многоканальный)

Факс: +7 495 668-12-70 (доб.304)

E-mail: info@moschip.ru

Skype отдела продаж:

moschip.ru

moschip.ru_4

moschip.ru_6

moschip.ru_9