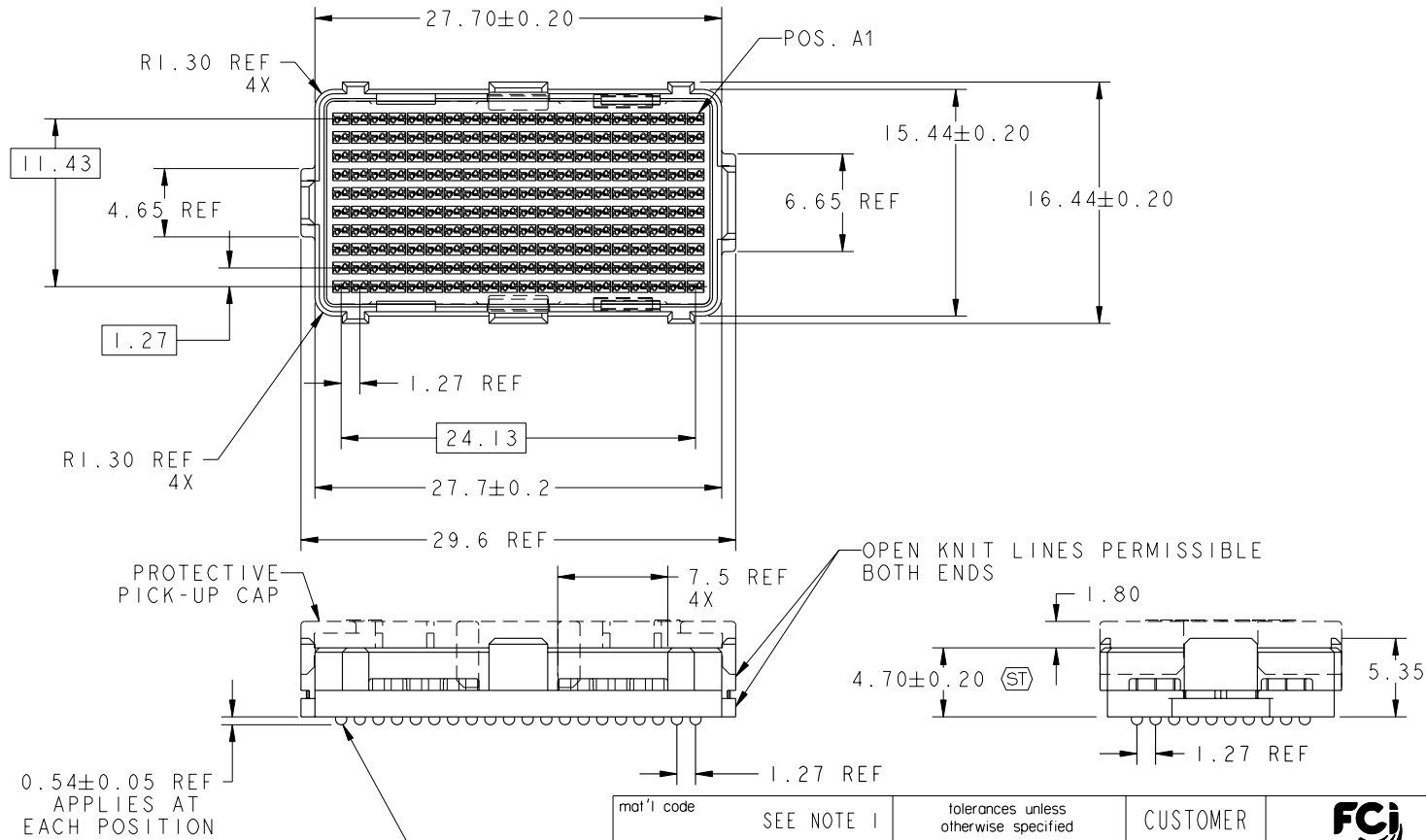


PRODUCT NO.	PICK-UP CAP	CONTACT PLATING	SOLDER BALL
10014760-001	YES	15u" (.38um)Au OVER Ni	SnPb
10014760-001LF			SnAgCu LEAD FREE ⑥⑦
10014760-101	YES	30u" (.76um)Au OVER Ni	SnPb
10014760-101LF			SnAgCu LEAD FREE ⑥⑦
10014760-201	YES	SEE NOTE 2	SnPb
10014760-201LF			SnAgCu LEAD FREE ⑥⑦



$\varnothing 0.760$
SOLDER BALLS
SEE NOTE 3
200 X

mat'l code				SEE NOTE 1		tolerances unless otherwise specified		CUSTOMER	
ltr	ecn no.	dr	date	linear	$0.X \pm 0.3$	COPY		FCI www.fciconnect.com	
A	V21490	DAI	09-30-02	projection	$0.XX \pm 0.10$	MM		title 6mm RECEPTACLE ASSY	
B	V03-0682	DAI	06/20/03	angles	$0.XXX \pm 0.050$	2:1		product family MEG-ARRAY code 213	
C	V04-0940	VS	11/05/04	enr	$0^\circ \pm 2^\circ$	scale		size dwg no	
D	V06-0560	LP	2006/07/14	chr	D. INGRAM 9-30-02	A		10014760	
sheet index		revision sheet	D 1	D 2	D 3	D 4	D. WHITING 9-30-02		sheet 1 of 4
							D. WHITING 9-30-02		

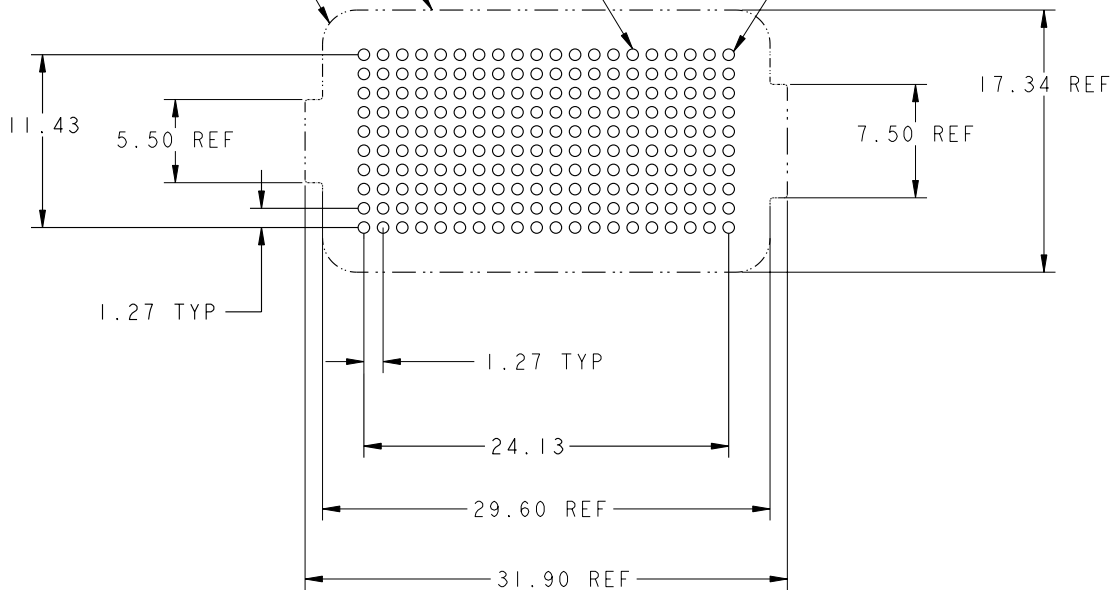
This document is the property of and embodies CONFIDENTIAL and PROPRIETARY information of FCI. No part of the information shown on this document may be used in any way or disclosed to others without the written consent of FCI. Copyright FCI.

STENCIL MATED CONNECTOR OUTLINE ONTO BOARD

Ø0.64 PAD SIZE


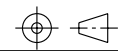
R2.25 REF 4X

POS. A1



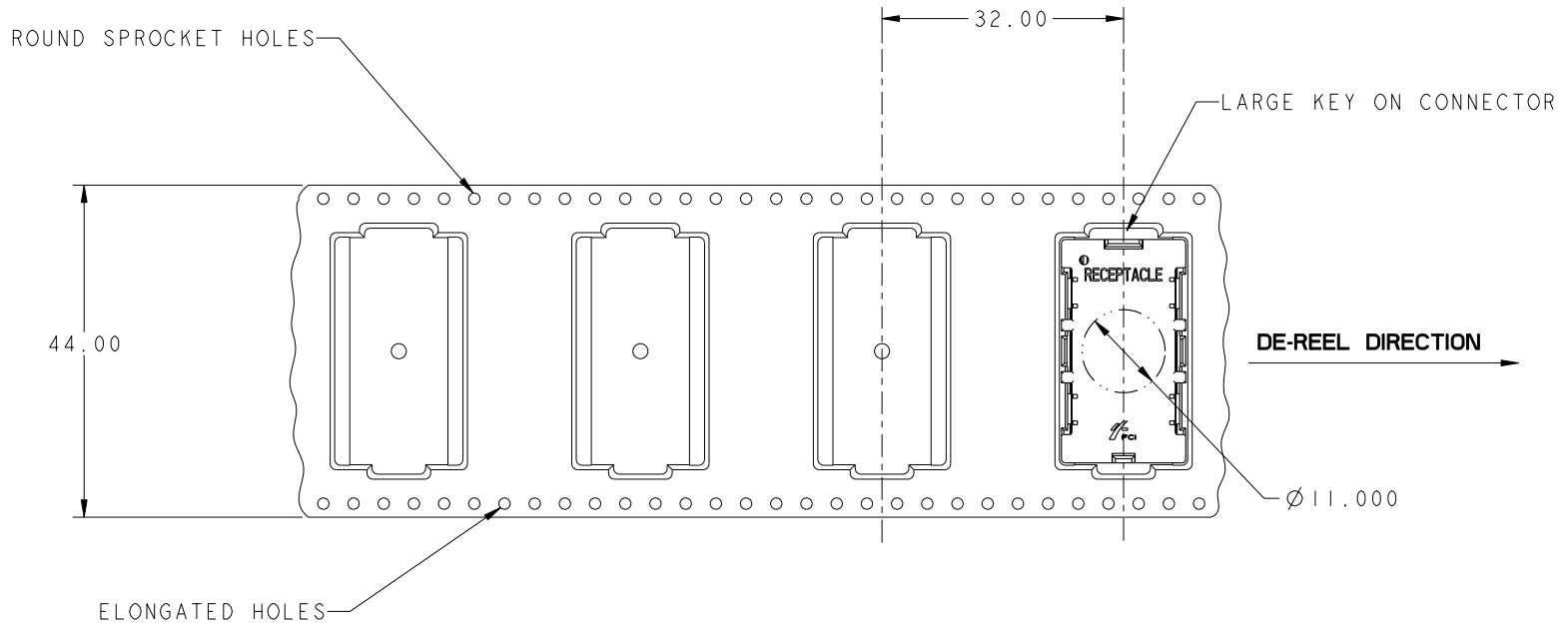
BOARD PATTERN

This document is the property of and embodies
 CONFIDENTIAL and PROPRIETARY information of FCI.
 No part of the information shown on this
 document may be used in any way or disclosed
 to others without the written consent of FCI.
 Copyright FCI.

mat'l code				SEE NOTE 1		tolerances unless otherwise specified		CUSTOMER		 www.fciconnect.com	
ltr	ecr no.	dr	date	linear	0.X ±0.3		COPY			title 6mm RECEPTACLE ASSY	
D					0.XX ±0.10		MM			10x20= 200 POSITION	
					angles	0.XXX ±0.050		scale		product family MEG-ARRAY code	
				0° ±2°		2:1		size			
				dr	D. INGRAM	9-30-02			dwg no		213
				enr	D. WHITING	9-30-02			A		sheet
				chr	D. WHITING	9-30-02			10014760		2
				appd	D. WHITING	9-30-02					
sheet index	revision sheet										



This document is the property of and embodies
 CONFIDENTIAL and PROPRIETARY information of FCI.
 No part of the information shown on this
 document may be used in any way or disclosed
 to others without the written consent of FCI.
 Copyright FCI.



TAPE & REEL PACKAGING
PER EIA 481-3

mat'l code		SEE NOTE 1		tolerances unless otherwise specified		CUSTOMER		 www.fciconnect.com	
ltr	ecr no.	dr	date	linear	0.X ±0.3	projection	COPY		
D					0.XX ±0.10		title 6mm RECEPTACLE ASSY		
				angles	0.XXX ±0.050		10x20= 200 POSITION		
				dr	D. INGRAM 9-30-02	MM	product family	MEG-ARRAY	code
				enr	D. WHITING 9-30-02		size	dwg no	213
				chr	D. WHITING 9-30-02	scale	A	10014760	sheet
				appd	D. WHITING 9-30-02	1:1			3
sheet index	revision sheet								

cage code 22526

Pro/E

PDM: Rev:D

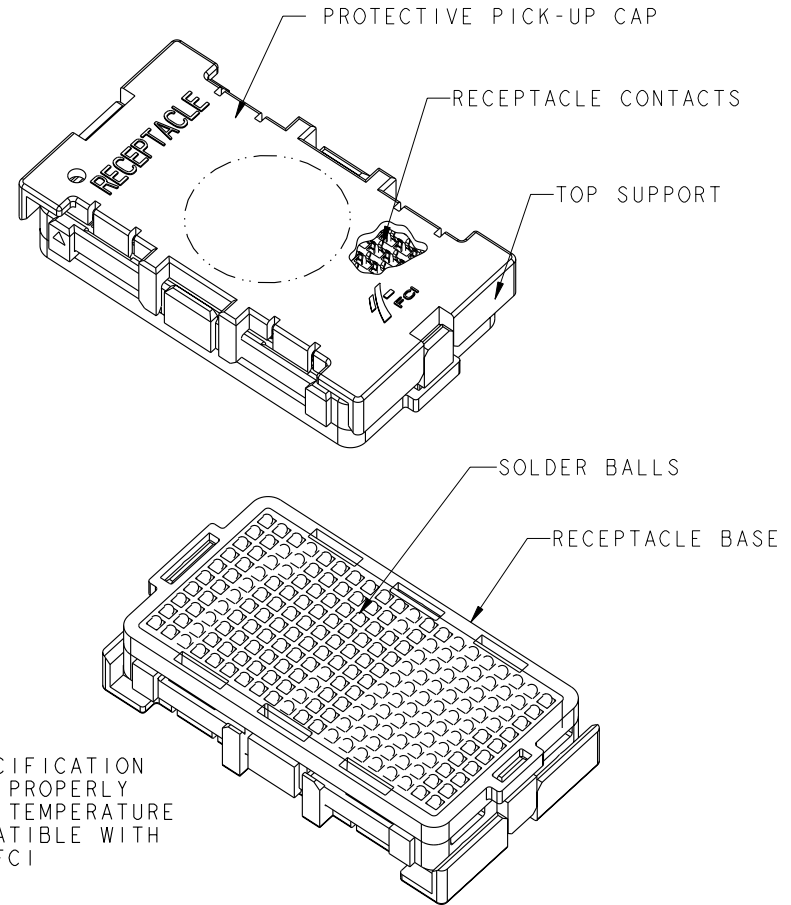
STATUS: Released

Printed: Oct 21, 2010

NOTES:

- ①. MATERIAL:
HOUSING: LCP
CONTACT: COPPER ALLOY

PLATING CONTACT: SEE TABLE ON SHEET I
SOLDER BALL: SEE TABLE ON SHEET I
EUTECTIC SnPb OR LEAD FREE
95.5Sn/4Ag/0.5Cu
- ②. PLATING FOR -2XX SERIES DASH NOS:
Au OVER Ni WITH SPECIAL CONTACT
GEOMETRY TO MEET REQUIREMENTS
OF TELCORDIA GR-1217-CORE:
CENTRAL OFFICE ENVIRONMENT.
- ③. SOLDER BALLS WILL NOT BE PERFECT SPHERICAL SHAPE
DUE TO REFLOW ATTACHMENT.
4. OVERALL BOARD-TO-BOARD STACK
HEIGHT WHEN MATED TO:
200 POSITION 0.0mm PLUG (84516) IS 6.0 REF.
200 POSITION 6.0mm PLUG (84530) IS 12.0 REF.
5. SEE SK-47284 FOR MATING RESTRICTIONS
WITH EARLIER DESIGN VERSIONS.
- ⑥. FOR PROPER APPLICATION FOLLOW FCI APPLICATION SPECIFICATION
GS-20-033. LEAD FREE SOLDER BALLS WILL NOT SOLDER PROPERLY
IN A LEADED SOLDER PROSESS DUE TO A HIGHER REFLOW TEMPERATURE
LEAD FREE PRODUCT IS THEREFORE NOT BACKWARDS COMPATIBLE WITH
LEADED OR SOME SOLDERING APPLICATIONS. REFERENCE FCI
APPLICATION SPECIFICATION
- ⑦. THIS PRODUCT MEETS EUROPEAN UNION DIRECTIVE AND OTHER
COUNTRY REGULATIONS AS DESCRIBED IN GS-22-008. PRODUCT
MEETING THIS DIRECTIVE IS IDENTIFIED IN THE LOT CODE
NUMBER MARKED ON EACH PART BY HAVING AN "X" IN THE SEVENTH
CHARACTER POSITION



mat'l code				SEE NOTE 1		tolerances unless otherwise specified		CUSTOMER		FCI www.fciconnect.com	
ltr	ecn no.	dr	date	linear	0.X ±0.3	projection	COPY	title			
D					0.XX ±0.10			6.0mm RECPT. ASSY			
				angles	0° ±2°			10X20= 200 POS.			
				dr	D. INGRAM 9-30-02	MM		product family	MEG-Array	code	213
				engr	D. WHITING 9-30-02	← MM →		size	dwg no	sheet	4
				chr	D. WHITING 9-30-02	scale	1:1	A	10014760		
				appd	D. WHITING 9-30-02						
sheet index	revision sheet										

This document is the property of and embodies
 CONFIDENTIAL and PROPRIETARY information of FCI.
 No part of the information shown on this
 document may be used in any way or disclosed
 to others without the written consent of FCI.
 Copyright FCI.

Данный компонент на территории Российской Федерации

Вы можете приобрести в компании MosChip.

Для оперативного оформления запроса Вам необходимо перейти по данной ссылке:

<http://moschip.ru/get-element>

Вы можете разместить у нас заказ для любого Вашего проекта, будь то серийное производство или разработка единичного прибора.

В нашем ассортименте представлены ведущие мировые производители активных и пассивных электронных компонентов.

Нашей специализацией является поставка электронной компонентной базы двойного назначения, продукции таких производителей как XILINX, Intel (ex.ALTERA), Vicor, Microchip, Texas Instruments, Analog Devices, Mini-Circuits, Amphenol, Glenair.

Сотрудничество с глобальными дистрибьюторами электронных компонентов, предоставляет возможность заказывать и получать с международных складов практически любой перечень компонентов в оптимальные для Вас сроки.

На всех этапах разработки и производства наши партнеры могут получить квалифицированную поддержку опытных инженеров.

Система менеджмента качества компании отвечает требованиям в соответствии с ГОСТ Р ИСО 9001, ГОСТ РВ 0015-002 и ЭС РД 009

Офис по работе с юридическими лицами:

105318, г.Москва, ул.Щербаковская д.3, офис 1107, 1118, ДЦ «Щербаковский»

Телефон: +7 495 668-12-70 (многоканальный)

Факс: +7 495 668-12-70 (доб.304)

E-mail: info@moschip.ru

Skype отдела продаж:

moschip.ru

moschip.ru_4

moschip.ru_6

moschip.ru_9